

## Steps to Complete the Texas Success Initiative 2.0 Pre-Assessment Activity (TSIA 2 – PAA)









Directions: You must complete the steps below before you take the TSIA 2.

1. Go to the following website: <https://practice.accuplacer.org/login>
2. You will make an account and login. If you have already made an account, please use that information to login.
3. Once logged in, you will choose the Texas Success Initiative 2.0 Pre-Assessment Activity (TSIA2 – PAA).

---

### Choose a Practice Test

---

-  **ACCUPLACER** 
-  **English as a Second Language (ESL)** 
-  **Texas Success Initiative 2.0 Pre-Assessment Activity (TSIA2 – PAA)**  
Texas Student? Start Here--You must take the PAA prior to the TSIA2. 
-  **Texas Success Initiative Assessments 2.0 (TSIA 2)** 


4. On Step 1 of the TSIA 2 Pre-Assessment, you will choose Galveston ISD as the institution

Texas Success Initiative Pre-Assessments 2.0

---

**1**      **2**      **3**      **4**      **5**

Select Institution      Importance of the Assessment and Why it Matters      Sample Tests      Developmental Education Options (Course Options)      Institutional and Community Resources and Tips for Success



**Step 1 – Select Institution**

Please select the campus where you plan to take the TSIA2. \*

Galveston ISD

I agree to allow ACCUPLACER to share my name, email address, and Pre-Assessment Activity completion status with the selected institution.

< BACK      NEXT >

5. Complete all the steps #1-5. The names of the steps are below.

- a. Step #1: Select Institution
- b. Step #2: Importance of the Assessment and Why it Matters
- c. Step #3: Sample Tests: You have to complete both practice tests to move on.
- d. Step #4: Developmental Education Options (Course Options)
- e. Step #5: Institutional and Community Resources and Tips for Success

6. Once you finish steps #1-5, you will see the screen below. You will also get an email with your certificate. You can choose how to send me the certificate from the options below:

- a. Forward the email you get from Accuplacer to [feliciabecnel@gisd.org](mailto:feliciabecnel@gisd.org)
- b. Please download and save your certificate and email it to [feliciabecnel@gisd.org](mailto:feliciabecnel@gisd.org)

Texas Success Initiative Pre-Assessments 2.0

---

**✓**      **✓**      **✓**      **✓**      **✓**

Select Institution      Importance of the Assessment and Why it Matters      Sample Tests      Developmental Education Options (Course Options)      Institutional and Community Resources and Tips for Success

**Congratulations! You have completed your TSIA2 Pre-Assessment Activity!**

Click here to view/download your completion certificate.

**Next Steps:**

- [Click here to practice more TSIA2 test.](#)
- [Click here to download the Student Informational Brochure.](#)
- Check your email for PAA Completion Certificate.
- Print your PAA Completion Certificate.

7. Please email [feliciabecnel@gisd.org](mailto:feliciabecnel@gisd.org) if you have any questions.