
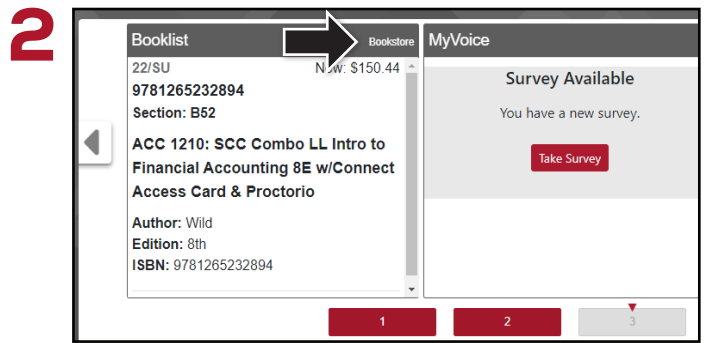


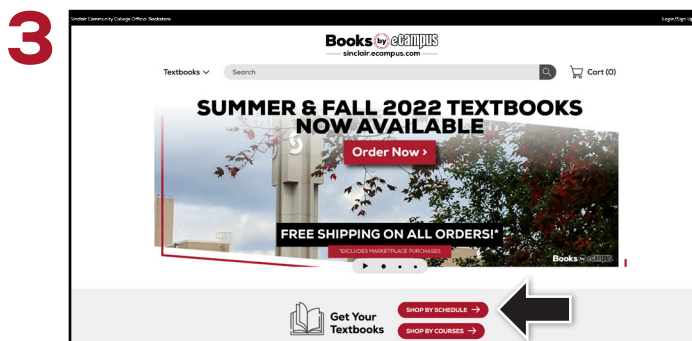
How to Order Course Materials



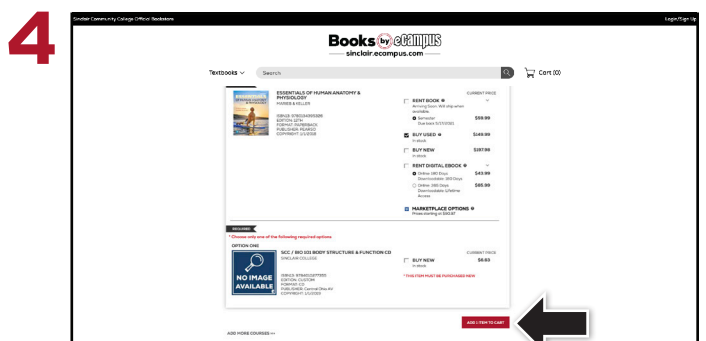
Visit my.sinclair.edu and log in using your Sinclair credentials.



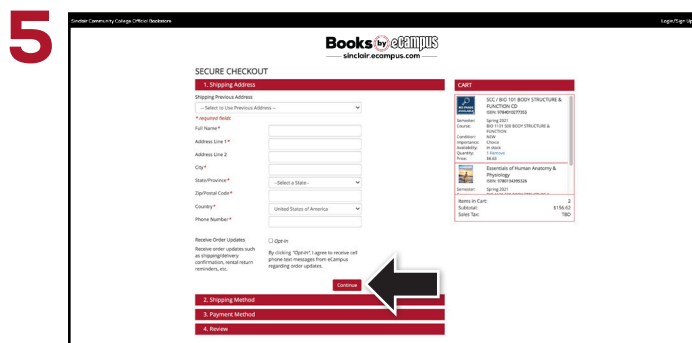
Click the **Bookstore** link in the top right of the Booklist portal.



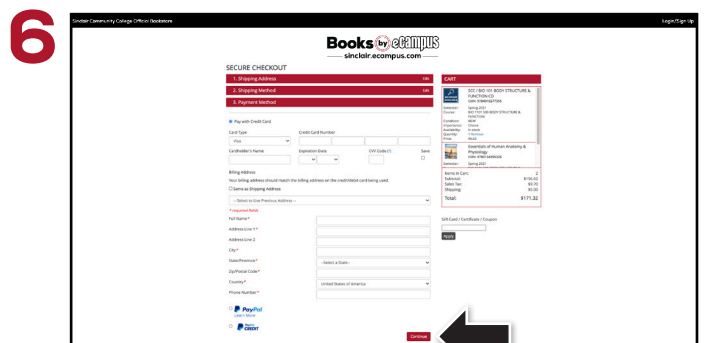
Click **Shop by Schedule**.



Courses you're enrolled in will automatically populate. Choose your purchasing options and select **Add Item to Cart**. On the next page, review your order and select **Proceed to Checkout**.



Begin the checkout process by entering your shipping address, or choosing **Ship to Campus**. Select **Continue** to choose your shipping method.



Select your method on the payment screen: credit/debit card, financial aid, or PayPal. Select **Continue** to review. If a rental is selected, a credit card is required for collateral and will not be charged unless the book is returned damaged, or not returned. On the next page, select **Place Order** to receive your confirmation.