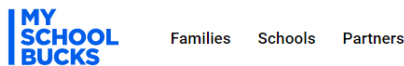


# 1 to 1 Device Insurance Program Registration Directions

**If you would like to be enrolled you MUST Register. If you qualify for free and reduced lunch, you still MUST Register.**

1. Go to [www.myschoolbucks.com](http://www.myschoolbucks.com)
  - a. If you already have a MySchoolBucks account, **Log In** and **skip to Step 10**
  - b. If you do not already have a MySchoolBucks account, proceed to **Step 2**
2. For new accounts, select Sign Up Free and complete the account creation steps

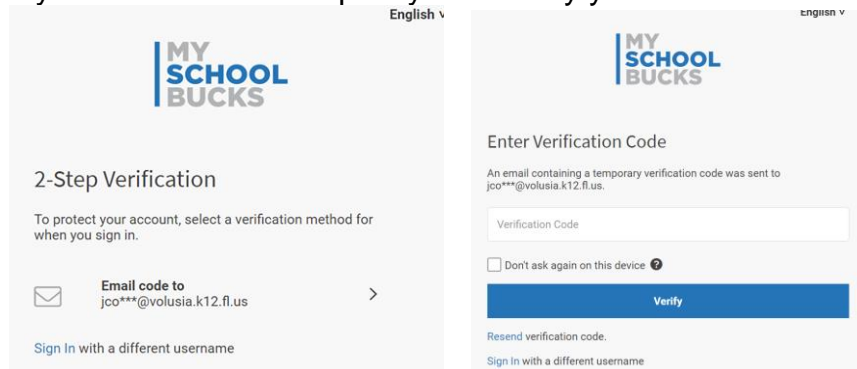


## School payments made easy

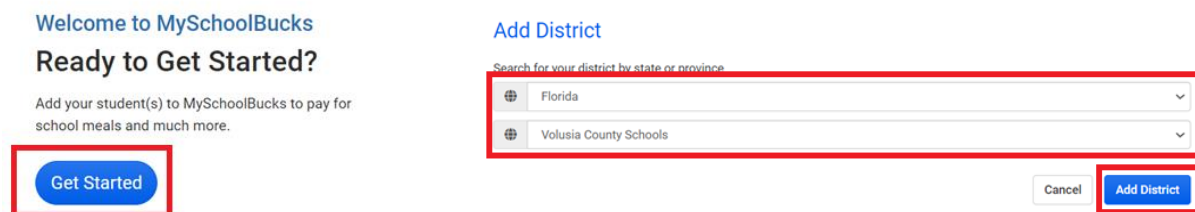
From the cafeteria to the classroom, pay anytime,  
anywhere from your mobile phone or computer.



3. Once your account has been created, return to the **Log In** screen and login
4. MySchoolBucks will require you to verify your email address for security purposes



5. Once verified and logged in, select **Get Started** and add Volusia County Schools



6. MySchoolBucks will require you enter at least one answer to a Security Question (mobile phone number IS optional)

## Make Your MySchoolBucks Account More Secure

We've recently added features to improve your MySchoolBucks experience and make it even more secure. Please take a minute to complete your User Profile.

### Mobile Phone Number

Enter your mobile phone number and check the Allow MySchoolBucks to send me text alerts at my request box to receive important account information (e.g. password reset) via text message.

Allow MySchoolBucks to send me text alerts at my request.\*


\*Message and data rates may apply. Text **HELP** to 58864 for help. Text **STOP** to 58864 to cancel.  
[Terms of Service](#) | [Privacy Notice](#)

### Security Question #1

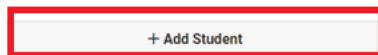
### Security Question #2

Update Profile

7. Select **+ Add Student** to add your student(s) to your account (you can add multiple students but will do so one at a time)



No students on file. Select 'Add Student' to add a new student to your account.



8. Select your child's school, enter their name, and date of birth (please note Student # is NOT the alpha code, this is the student's lunch number, it is an optional field and can be left blank)

### Add Student

To add a student to your account please enter their name and identifying information.

Volusia County Schools

Note: If your child attends school in a different school district please use the district selector at the top of the page to switch.

One of the following is required to validate your student

- or -

Don't have your child's student ID?

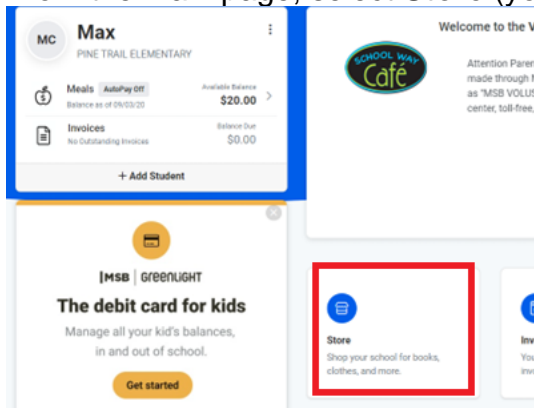
Cancel Find Student

9. Select **Add Another Student** to add additional children, if done adding children, select **Finish**

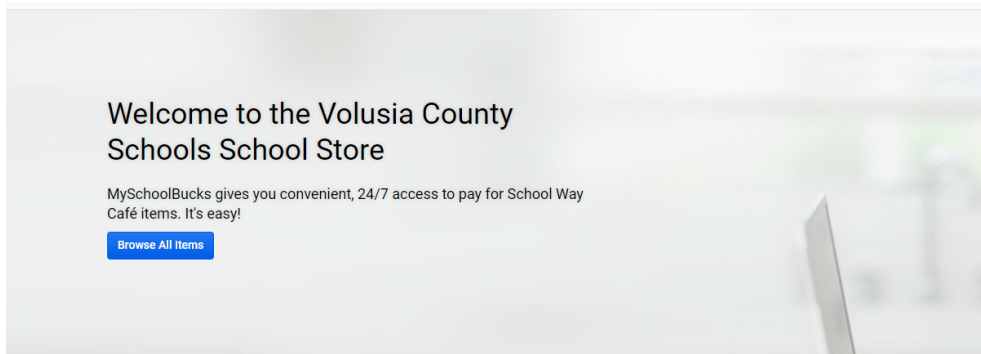
The student you selected has been successfully added to your household.

Add Another Student Finish

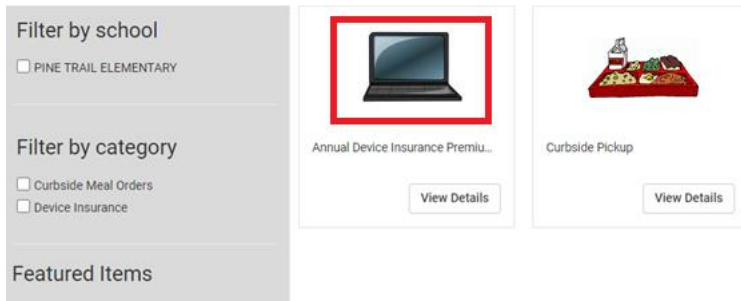
10. From the main page, select **Store** (you might need to scroll down to find it)



11. Select **Browse All Items**



12. Select Annual Device Insurance Premium icon



13. Select student from drop down list. If you only have one student to purchase for, select Buy Now. If you need to add additional students, select Add to Cart and repeat the process for the remaining students. **STUDENTS ON FREE AND REDUCED LUNCH WILL SHOW A \$0 FEE BUT YOU MUST STILL “CHECKOUT” TO BE ENROLLED IN THE PROGRAM**



Annual Device Insurance Premium - SY 22-23

Student  + Add a Student


Options


[Cancel](#) [Buy Now](#) [Add To Cart](#)





Please note, that you must complete the full transaction process in order to enroll in the Device Insurance Program, even if the dollar value is \$0.

**14. Complete payment on the payment screen. If the dollar value of the purchase is \$0, billing information will NOT be requested or required BUT you must hit Continue.**

NAME	STUDENT	UNIT PRICE	QUANTITY	AMOUNT
<u>Annual Device Insurance Premium - SY 22-23</u> Device Insurance Program	Coppa, Max	\$30.00	1	\$30.00

Choose a payment method: 

  
 e-Check




  
 Credit Card

Bank Routing Number must be exactly 9 digits and a valid ABA routing number

 
 Confirm Checking Account #

Make this my primary billing account






Subtotal	\$30.00
Sales Tax	\$0.00
Program Fee	\$1.48
<b>Total</b>	<b>\$31.48</b>

[Continue](#)

By clicking this button, you agree to our [Terms of Service](#).