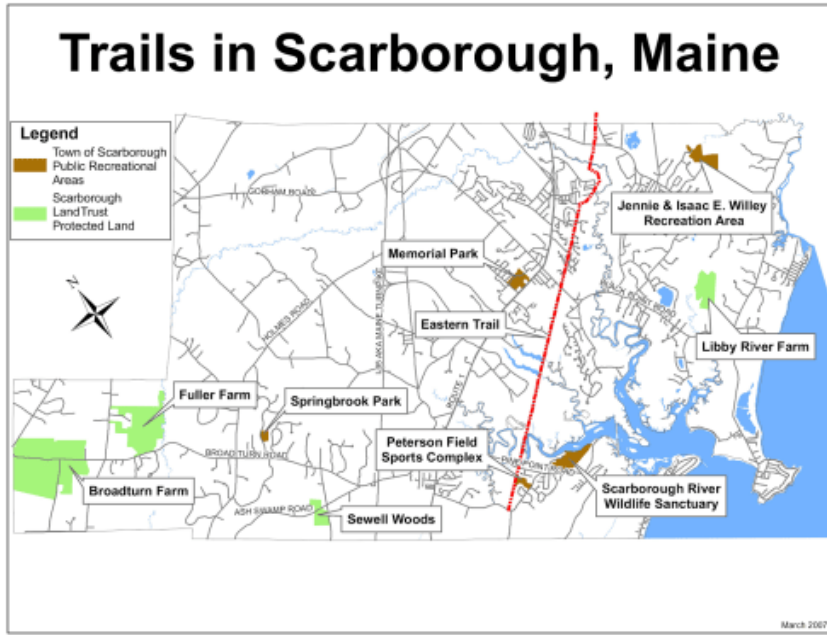





Town of Scarborough Parks and Facilities Master Plan Findings Presentation August 11, 2022




Meet the Team



**Tom Diehl, MS,
CPRP**
Manager



Jason Pollard, PE
Project Manager



Chris Cares
Principal



**James Mickle,
CPRP, CPSI**
Consultant



John Hickok, PE
Principal



Dan Deats, RLA
Sr. Landscape
Architect



Project Purpose

The Town of Scarborough's (Town) has retained BerryDunn to conduct a comprehensive parks and facilities master plan. The focus of this project is for BerryDunn's project team to help continue the Town's history of identifying fiscally and environmentally sustainable methods to manage growth and development. The plan will be developed with an eye toward the Town's existing goals as laid out in the 2021 Comprehensive Plan, including improving walkability and connectivity, increasing mixed uses, strengthening connections between open spaces, promoting active and healthy living, and sustaining and building a high-quality system of parks, recreation, open space, facilities, and trails. Once completed, this plan will serve as a blueprint for planning and maintaining your system of parks, recreation, open space, trails, and beaches.





**No decisions
have been
made.**

**We want your
input!**

**What additional
comments do
you have?**

Initial Information Gathering

- Stakeholder Interviews – 10 Participants
 - Town of Scarborough Council members
 - Town Executive Leadership
 - Community Services Board of Directors
 - Public Schools
- Focus Groups - Participants – 40 Participants
 - Community Service users/community members
 - Teen community members
 - Civic groups
 - Public safety
 - Educators
 - Sports group leaders

Focus Groups - Additional Desired Amenities (in no particular order)

- Swimming Pools (Indoor)
- Centrally Located Community Centers
- Rental Facility- Boats, paddle boards, kayaks, ice skates, snowshoes
- Cross Country Trails, running, hiking trails
- Indoor Gyms
- Pickleball courts
- Fields
- Ice Rink
- Tennis Courts
- Basketball Courts
- Turf fields
- Year-round restrooms (ADA Accessible)
- Enclosed Dog Park
- Skate Park
- Build something we do not have
- Bocce ball
- Horseshoes
- Swimming Pools (Indoor)
- Ice Rink
- Soccer Fields
- Nature Play area
- More Playgrounds
- Storage
- Public spaces
- Trails
- Public Playgrounds (non-school)
- Splash Pad
- Pier (Memorial Park)
- Outdoor Fitness Equipment

Focus Groups - Key Issues and Values (in no particular order)

- Lack of Parking at community sites
- Beech Ridge redevelopment
- Traffic and congestion
- Confusion over town center
- importance of unique water related assets
- Food plain issues in Pine Point
- Close access to Portland for beaches and basic amenities (library, grocery store, school)
- Sea level rise (climate change)
- Out of state visitors taking over summer resources
- Library Expansion
- Value: outdoor amenities and proximity to nature
- Value: Excellent Schools
- Outreach to the Immigrant Community
- Growing Homeless Community
- Maintenance of current facilities
- Need for school remodeling
- New School needed
- Seniors' ability to continue to live in Scarborough

Focus Groups - Priorities (in no particular order)

- Multi Service Recreation Center (pool, basketball, pickleball and track)
- Connectivity through alternative transportation/public transportation (sidewalks), bike paths)
- Athletic Field for youth (capacity)
- Maintain the essence of Scarborough through growth
- Activities and facilities for seniors
- Protecting agriculture and natural farms
- Trails
- Staying business owner friendly
- Staff Support
- Maximize use of existing beaches for RESIDENTS
- Swimming Pool
- Scarborough Downs needs to be implemented
- Climate Change
- Multi Use Greenspace
- Beach Access with growing population
- Off Leash Walking Trail
- Diversity Resources
- Land protection
- Senior Center

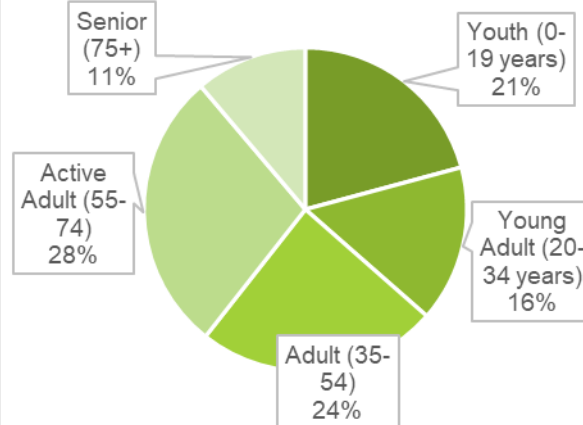


Town of Scarborough's Key Demographics

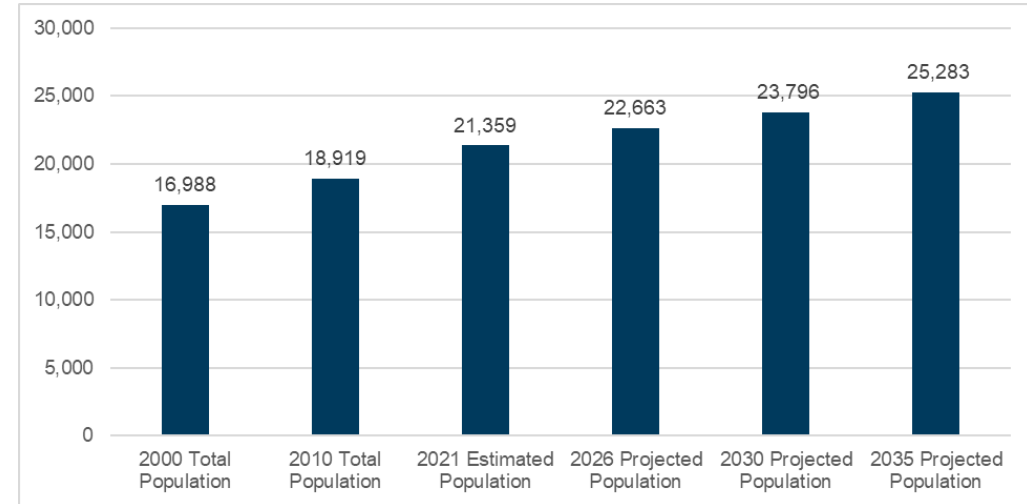
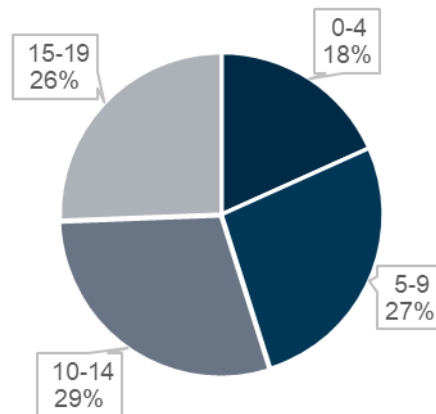
The population was recorded at 22,135 in 2020.

The median age in 2021 was 47.4 years old.

Population by Age Category



Youth Age Distribution



Cumberland County Health Rankings Overview

13% of population in
poor or fair health
(Maine = 17%)

Average # of mentally
unhealthy days/mo =
4.3
(Maine = 4.7)

25% of population
considered obese
(Maine = 30%)

73% have access to
exercise
opportunities
(Maine = 57%)

8% have no health
insurance
(Maine = 10%)

24% considered
physically inactive
(Maine = 30%)

Town of Scarborough Parks and Facilities Master Plan Survey Final Report



RRC
ASSOCIATES

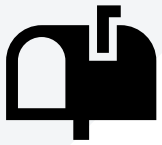


Methodology

Primary methods:

1 = Statistically Valid (Invitation Survey)

Mailed postcard with an option to complete online through password-protected website.



544

Invitation Online surveys
completed
+/- 4.0% Margin of Error

2 = Open Link Survey

Online survey available to all residents of the Town of Scarborough.



762

Open Link Surveys Completed



10,492 Postcards and Cover Letters
Mailed
(10,339 delivered)

1,306

Total
Surveys
Completed

Key Findings



The two versions of the survey, the statistically-valid Invite version and the Open link version, both had a strong response. Together they provide an excellent source of input on topics addressed through the survey. Survey results are presented in formats that compare responses from each survey source, with an Overall response also reported. In general, responses from the Open survey are similar to the Invite, a positive finding in that it indicates the special interest groups did not dominate the Open survey responses.



Respondents from both the Invite and Open link samples are highly satisfied with beaches and parks managed or provided by Scarborough Community Services, while both samples are unsatisfied by indoor recreation facilities.



Beaches are the most used amenity by the Invite sample, with 94% saying they use them. 95% of the Open link sample use beaches as well. Nature walking/jogging trail are also used frequently (82% Invite sample and 79% Open link sample). Beaches also rated the highest importance for the Invite sample out of the given Facilities and Amenities (91%), followed by walkways, trails, and paths (87%), and town parks and open spaces (78%). All three of these facilities are strongly meeting the needs of the community.



Key Findings



The majority of both the Invite and Open link samples prefer to use a motor vehicle as their main form of transportation (71% of both). A total of 13% of the Invite sample walks/runs and 11% ride a bike.



Swimming pools not operated by Scarborough Community Services are the facilities used most frequently by the Invite sample, followed by the Eastern Trail and the Peterson Sports Complex. A need for more aquatics programming was a theme seen throughout the report, as noted below.



The Invite sample largely rated their facilities as having mostly high importance and a high ability to meet community needs. However, aquatics facilities and aquatics programming are failing to meet the community's needs, scoring an average of 1.8 out of 5 by the Invite sample and a 1.5 out of 5 by the Open link sample.



Key Findings



There is room for improvement to better leverage communication efforts and information dissemination about parks and recreation to further create awareness in the Town of Scarborough. On average, respondents rated communication a 3 on a scale of 1 to 5, with 5 being “very effective.”

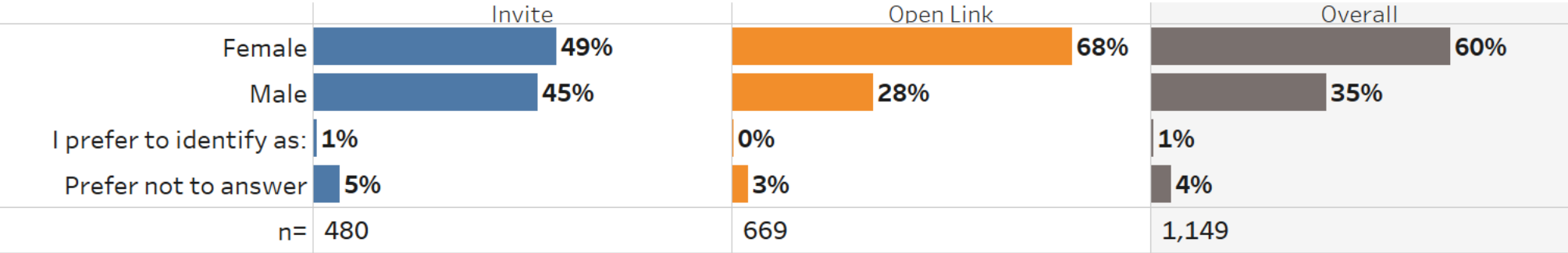


Increasing fees for Scarborough Community Services facilities and services would not limit participation or would somewhat limit participation for most of the respondents of the Invite and Open link sample groups. Most of the Invite sample is likely to support more private/public partnerships (78%) and would not likely support increased property taxes (62%).

Gender & Age

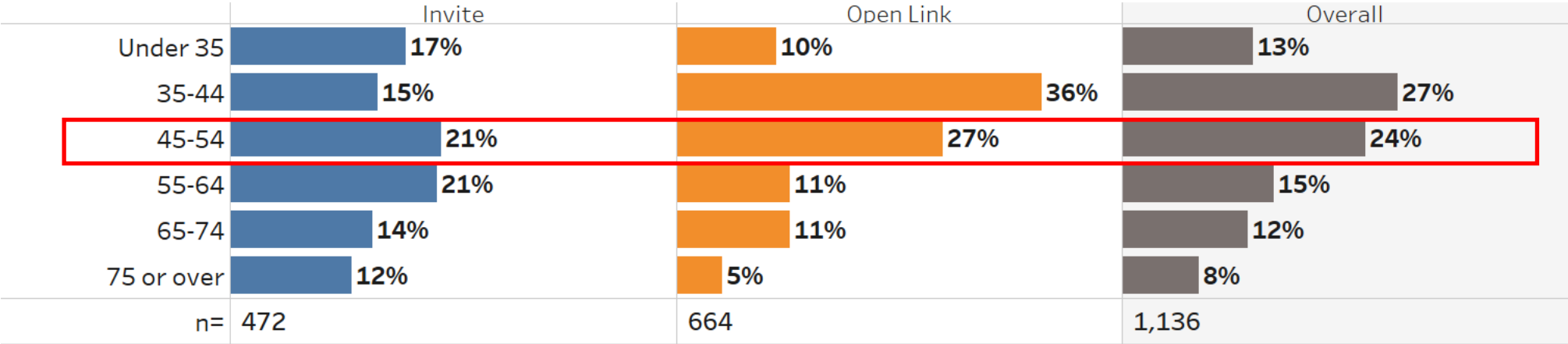
The Invite sample was weighted by gender and age to better reflect the community profile of Scarborough.

Please indicate the gender with which you identify:



Source: RRC Associates

What is your age?

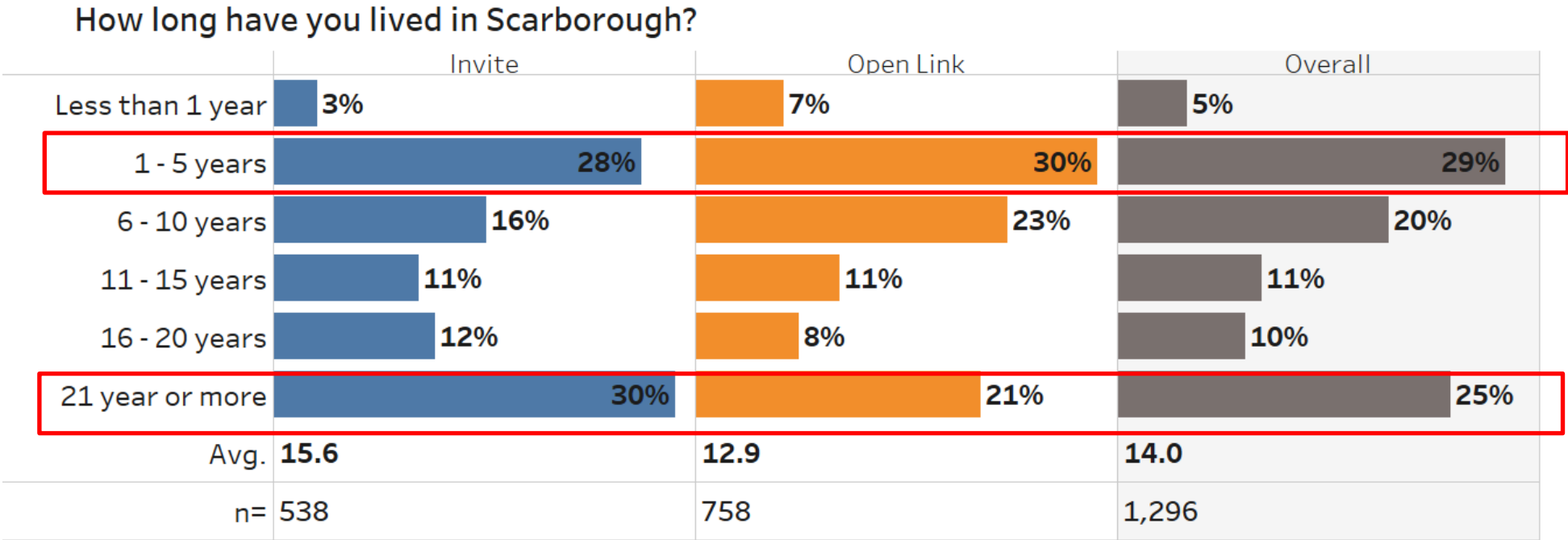


Source: RRC Associates



Length of Residency in Scarborough

Almost a third of the Invite sample has lived in Scarborough for over 21 years (30%), followed closely by those that have lived in Scarborough for 1 - 5 years (28%). The Open link sample reflected similar proportions. The average length of time in Scarborough for the Invite sample is 16 years and 13 years for the Open link sample.

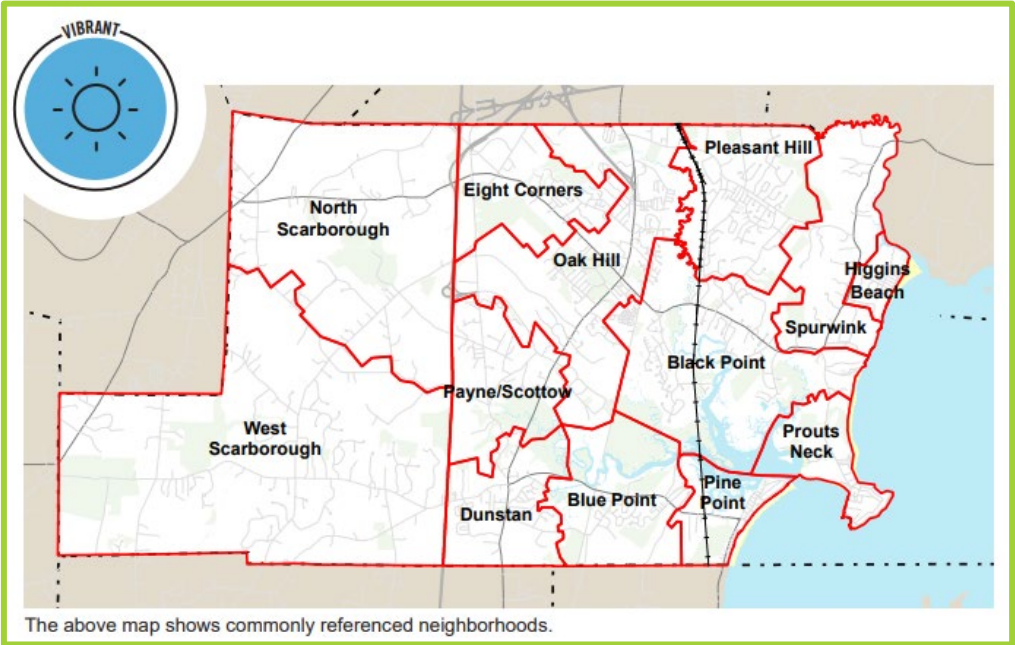
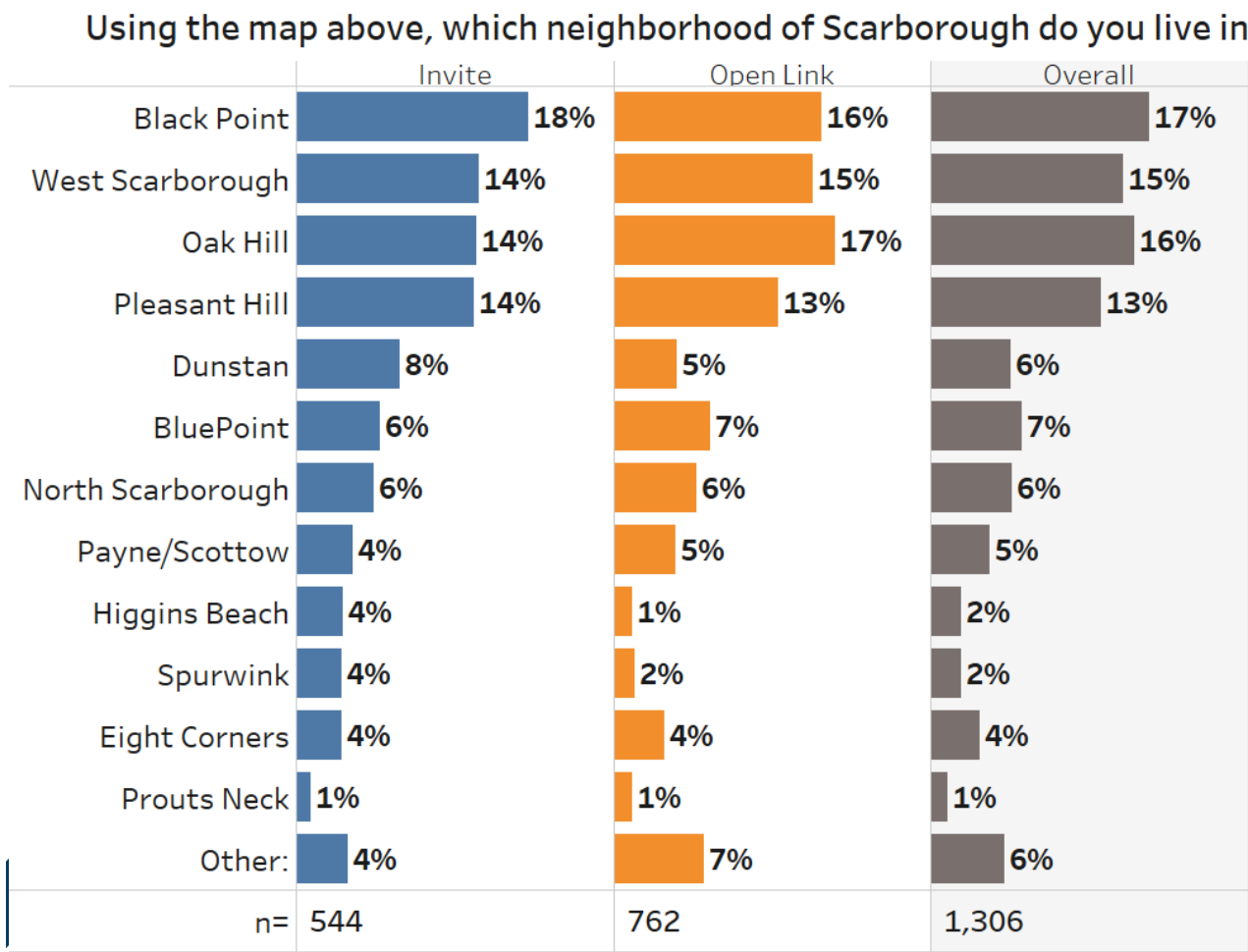


Source: RRC Associates



Location in Scarborough

A larger portion of survey responses came from Black Point, West Scarborough, Oak Hill, and Pleasant Hill, with a relatively even distribution among the rest of the listed neighborhoods.

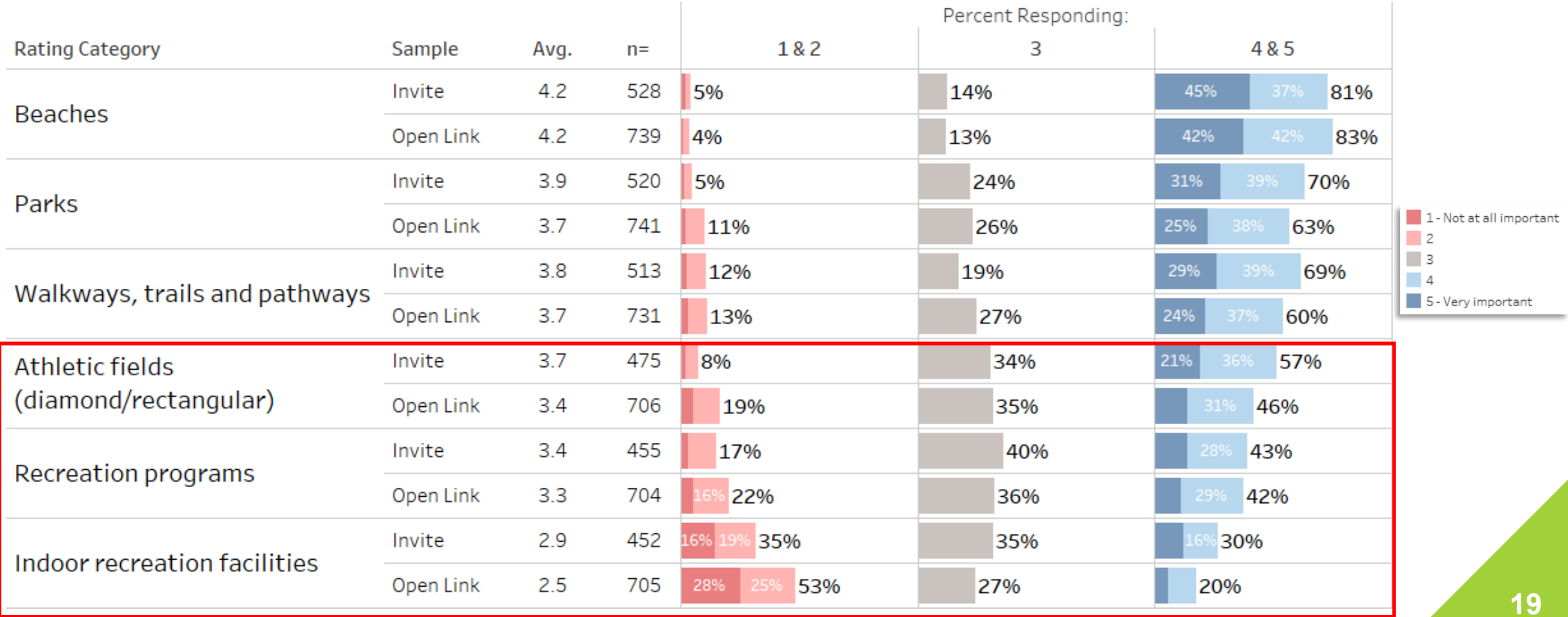


Source: RRC Associates

Satisfaction with Parks, Recreation Facilities, and Programs

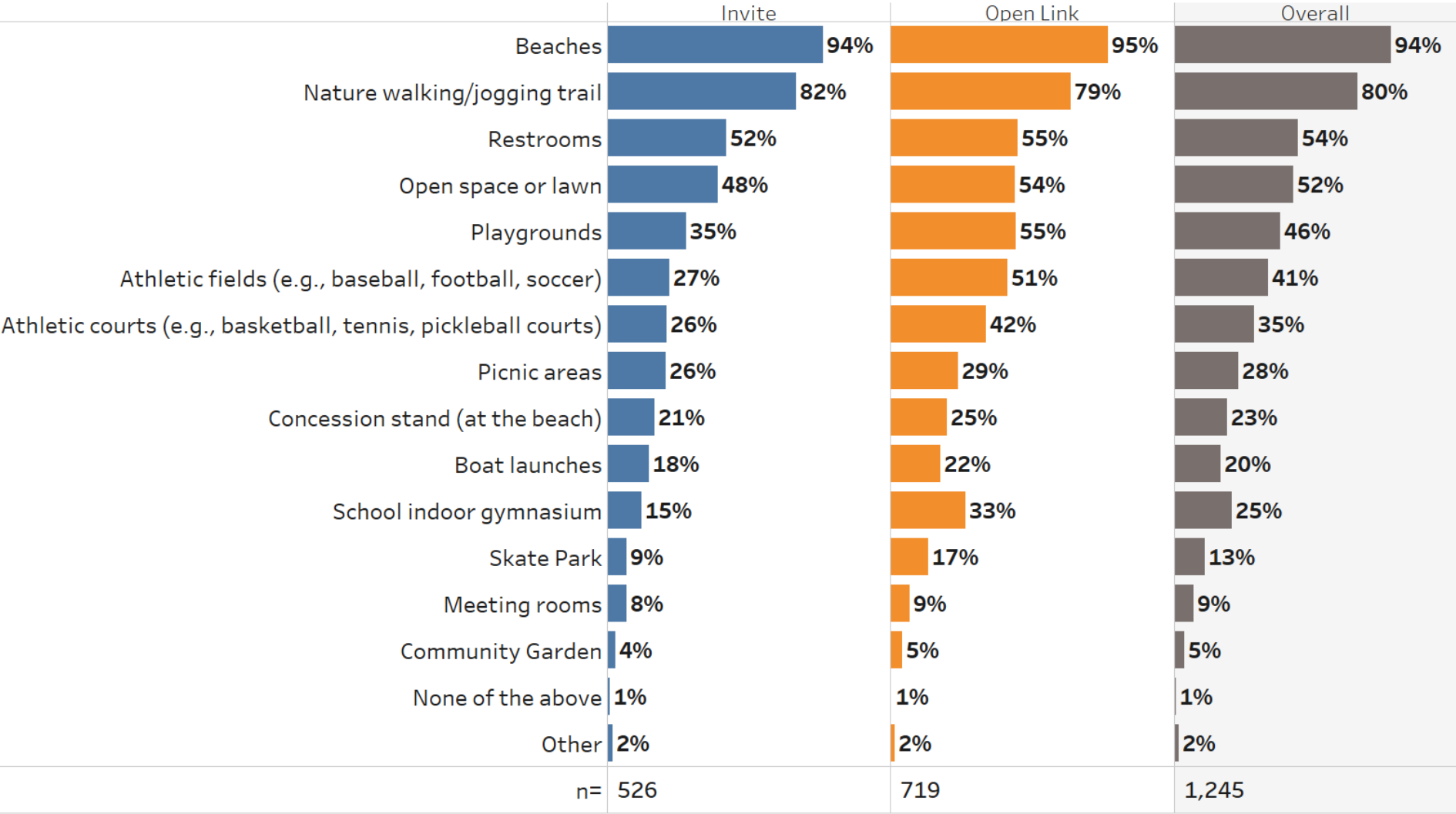
Respondents from both the Invite and Open link samples are highly satisfied with beaches and parks managed or provided by Scarborough Community Services, while both samples are unsatisfied by indoor recreation facilities.

Overall, how satisfied have you been with the quality of parks, facilities, and programs provided by Scarborough Community Services?



Amenity Use

Which of the following amenities does your household use when visiting the Scarborough parks and recreation facilities? (CHECK ALL THAT APPLY)

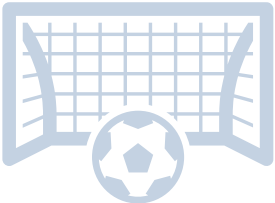







- Beaches and trails are the most heavily used amenities for both samples.
- The Open link sample uses the school indoor gymnasium more frequently.

Source: RRC Associates

Limitations to Using Preferred Facilities -Open-ended Comments

A total of 353 comments were collected regarding limitations to residents’ preferred facilities. Below are some common themes and verbatim quotes to illustrate the themes. A full list of comments can be found in the Appendix.

Field & Facility Availability	Program Availability	Sidewalks	Bike Access	Cleanliness	Parking
					
<p>“The fact that not enough facilities exist is the limiting factor. There are NO indoor basketball facilities for public use. There are not enough fields for local sports clubs.”</p> <p>“Not enough fields in town for teams, so there is not a lot of free space to have practice or just play on facilities that are not taken up by teams”</p>	<p>“Availability for Rec programs-sold out instantly.”</p> <p>“We would have used a pool quite often if there had been one available.”</p> <p>“Not sure what facilities are available.”</p>	<p>“Car is preferred only because it’s really not safe to walk very far along a 45+ mph road with no sidewalks”</p> <p>“The lack of sidewalks on Pine Point road and Old Blue Point road. People drive very fast and are distracted, at times there is no shoulder”</p>	<p>“Better connectivity of bike facilities, wider & better condition shoulders for riding in, more off road trail connections please!”</p> <p>“ET greenbelt-bridge the gap, general limited bike lanes”</p> <p>“Need better bike paths. Cars drive too fast in our neighborhood makes the roads dangerous for healthy activity”</p>	<p>“Lack of clean restrooms at parks and ball fields”</p> <p>“The public beaches have become very unclean due to the buildup of trash and the dismissing of the town’s Waste Maintenance staff.”</p>	<p>“Difficulty parking at the beach”</p> <p>“Lack of good and inexpensive parking for town residents”</p> <p>“Not enough Handicapped parking spaces near beaches for my husband who depends on a walker”</p>



Facilities and Amenities – Needs Met By Invite Sample

The three facilities/services of most importance (beaches, walkways, trails and paths, as well as Town parks and open spaces) are strongly meeting the needs of the community. However, aquatics facilities and programming are largely failing to meet the community's needs.

How well are the following facilities and services currently meeting the needs of the community?

Invite

Rating Category	Avg.	n=	Percent Responding:				
			1 & 2	3	4 & 5		
Beaches	4.2	457	7%	12%	37%	44%	81%
Walkways, trails, and paths	4.0	437	6%	19%	43%	32%	75%
Town parks and open spaces	3.8	416	8%	27%	42%	23%	65%
Natural wild park	3.8	251	9%	28%	35%	28%	63%
Boat launches	3.8	224	11%	26%	32%	30%	63%
Athletic fields (e.g., baseball, football, soccer)	3.6	269	15%	28%	33%	24%	57%
Youth recreation programs	3.6	211	10%	33%	39%	18%	57%
Amenities at Town Parks (e.g., picnic areas, playgrounds)	3.6	378	11%	36%	36%	17%	53%
Additional special events/community events	3.5	229	11%	42%	28%	19%	47%
Athletic courts (e.g., basketball, tennis, pickleball)	3.6	299	14%	31%	37%	18%	55%
Special events (e.g., festivals, outdoor concerts, 5k races)	3.5	337	13%	37%	35%	15%	50%
Senior programming	3.4	195	20%	33%	26%	20%	47%
After-school and summer camp programs for children	3.3	183	18% 25%	34%	23%	19%	42%
School indoor facilities	3.3	212	22%	34%	28%	16%	44%
Community Garden	3.3	154	24%	33%	24%	20%	43%
Adult recreation programs	3.1	237	23% 30%	36%	24%	16%	35%
Ice rink	2.8	226	31% 43%	23%	17%	16%	33%
Aquatics facilities/programming	1.8	231	66% 76%	10%	14%		



*Ratings categories are sorted in descending order by the average rating

Source: RRC Associates

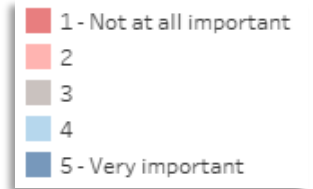
Facilities and Amenities – Importance By Open Link Sample

The Open link sample had similar responses, with beaches and walkways, trails, and paths as their most important facilities.

How important are the following facilities and services to your household?

Open Link

Rating Category	Av..	n=	Percent Responding:			
			1 & 2	3	4 & 5	
Beaches	4.7	681	2%	5%	79%	93%
Walkways, trails, and paths	4.5	676	3%	10%	25%	63% 87%
Town parks and open spaces	4.3	678	4%	14%	34%	49% 83%
Amenities at Town Parks (e.g., picnic areas, playgrounds)	4.0	675	9%	20%	31%	40% 71%
Natural wild park	3.9	661	12%	23%	25%	39% 65%
Youth recreation programs	3.8	671	21%	24%	9%	56% 66%
Athletic fields (e.g., baseball, football, soccer)	3.7	665	15%	23%	13%	19% 46% 65%
Aquatics facilities/programming	3.7	668	15%	21%	16%	19% 44% 63%
Athletic courts (e.g., basketball, tennis, pickleball)	3.7	674	18%	20%	28%	34% 61%
Special events (e.g., festivals, outdoor concerts, 5k races)	3.7	676	16%	26%	29%	30% 59%
School indoor facilities	3.6	662	17%	25%	12%	19% 44% 63%
Additional special events/community events	3.5	625	17%	33%	24%	26% 50%
After-school and summer camp programs for children	3.3	666	29%	33%	14%	42% 53%
Adult recreation programs	3.0	669	19%	15%	33%	18%
Ice rink	3.0	667	23%	15%	37%	22%
Boat launches	2.8	660	30%	43%	21%	22%
Senior programming	2.8	667	28%	15%	44%	20%
Community Garden	2.7	659	25%	20%	45%	28%



*Ratings categories are sorted in descending order by the average rating

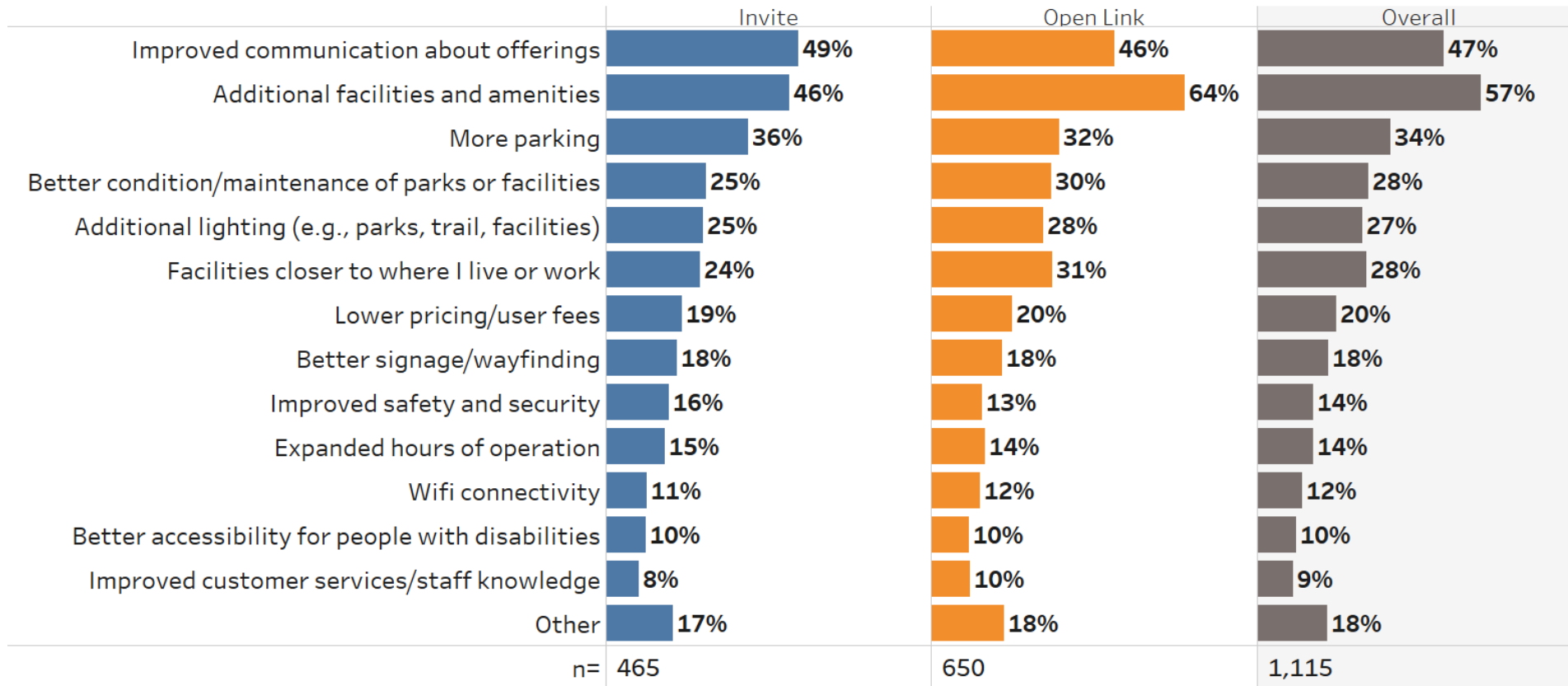
Source: RRC Associates



Areas in need of assistance

The top two areas if addressed by Scarborough Community services that would help to increase use of parks and recreation offerings are improved communication and additional facilities and amenities.

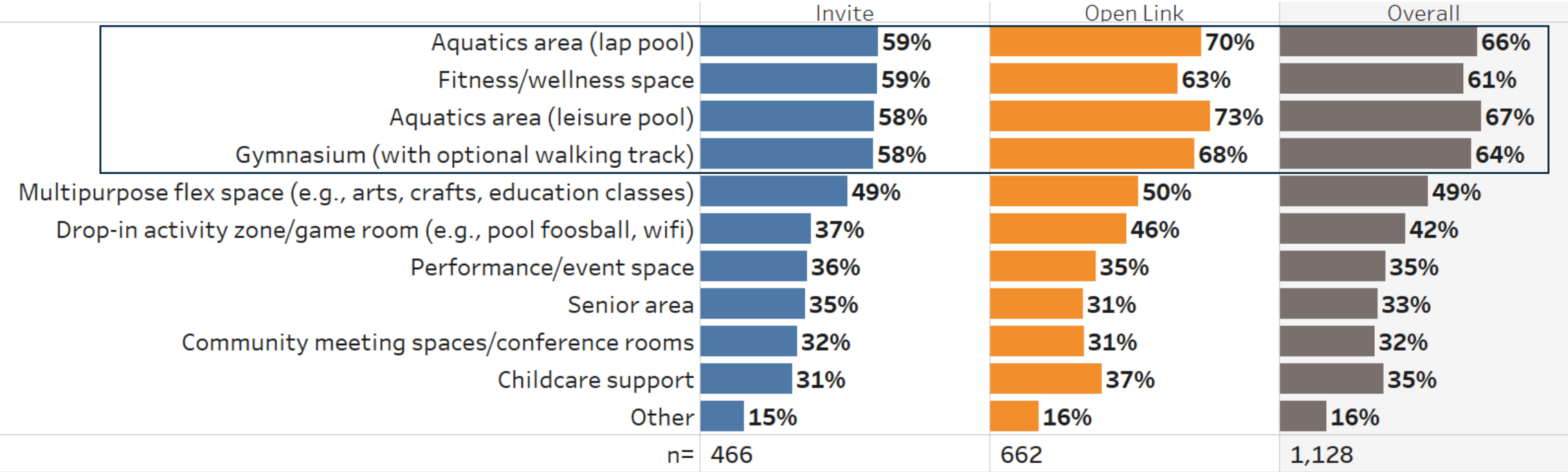
What are the most important areas, that if addressed by Scarborough Community Services, would increase your use of parks and recreation facilities, programs, and services? (CHECK ALL THAT APPLY)



Preferred Amenities for Community Center

The top areas of importance for samples are aquatics area (lap pool) fitness/wellness space, aquatics area (leisure pool), and gymnasium.

What amenities would you like to see included in a new community center? (CHECK ALL THAT APPLY)

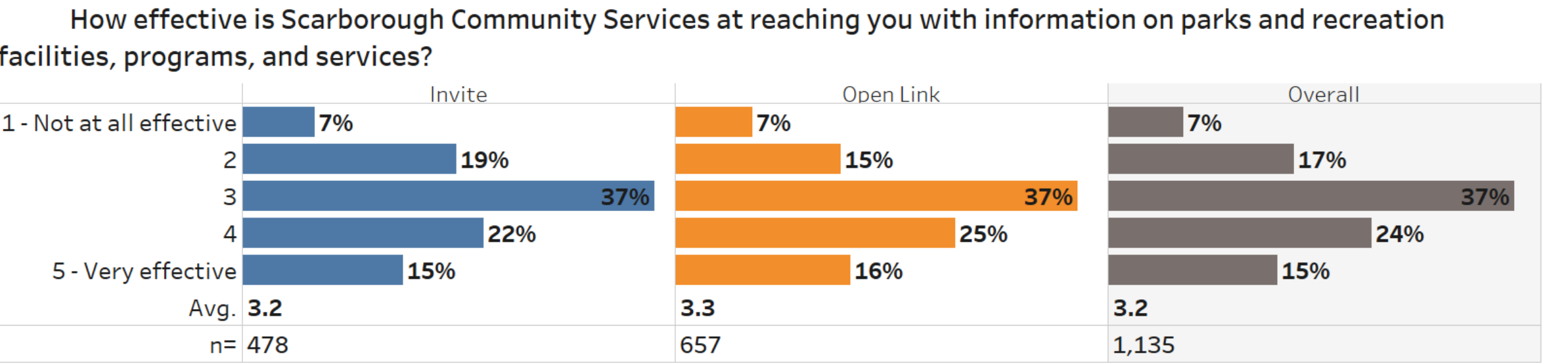


Source: RRC Associates



Effectiveness of Communication

Overall, there is some room for improvement in terms of communicating information about parks and recreation opportunities. The average rating was a 3 on the 5-point scale. Responses were similar between Invite and Open link respondents.



Source: RRC Associates



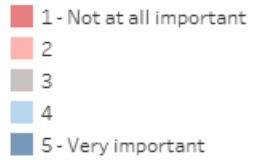
Improvements – Facilities

Additional trails and paths connecting through the Town received the highest need for improvement rating by both the Invite and Open link samples, by 91% and 96%, respectively.

What are the most important needs for improvement in Scarborough over the next 5 to 10 years?

Facilities

Rating Category	Sample	Av..	n=	Percent Responding:				
				1 & 2	3	4 & 5		
Additional trails/paths that connect throughout the Town	Invite	3.9	453	20%	36%	47%	44%	91%
	Open Link	3.9	635	18%	37%	54%	42%	96%
New Community Center to include aquatics	Invite	3.5	444	20%	35%	26%	34%	42%
	Open Link	4.1	642	21%	17%	30%	61%	91%
Make improvements to and/or renovate existing parks or facilities	Invite	3.4	435	24%	35%	55%	22%	77%
	Open Link	3.5	610	23%	30%	58%	27%	79%
Municipal gymnasium	Invite	3.0	422	26%	26%	51%	41%	21%
	Open Link	3.6	606	19%	32%	41%	21%	62%
Add more parks	Invite	3.0	434	29%	48%	37%	18%	55%
	Open Link	3.2	604	30%	44%	36%	18%	54%
Dog park(s)	Invite	2.8	433	31%	30%	60%	37%	18%
	Open Link	2.7	606	31%	31%	62%	34%	18%
Add outdoor sports fields and sports courts	Invite	2.6	421	31%	32%	63%	36%	18%
	Open Link	3.4	598	22%	36%	46%	37%	33%
More community gardens	Invite	2.4	424	33%	41%	74%	24%	18%
	Open Link	2.5	585	31%	45%	77%	25%	18%



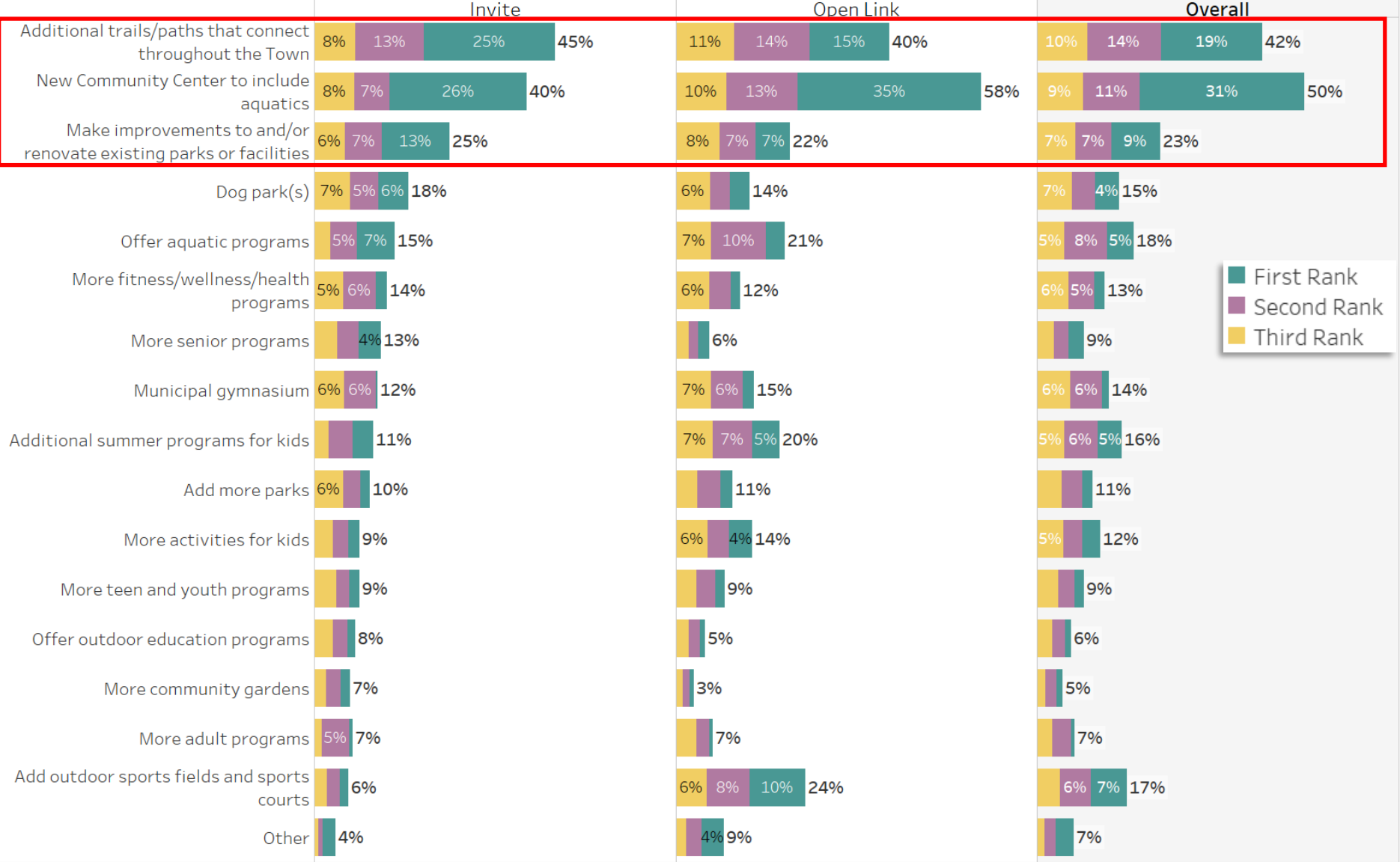
*Ratings categories are sorted in descending order by the average rating

Source: RRC Associates



Top 3 Future Needs By Average

Please select the top three highest priority items for you and your household.

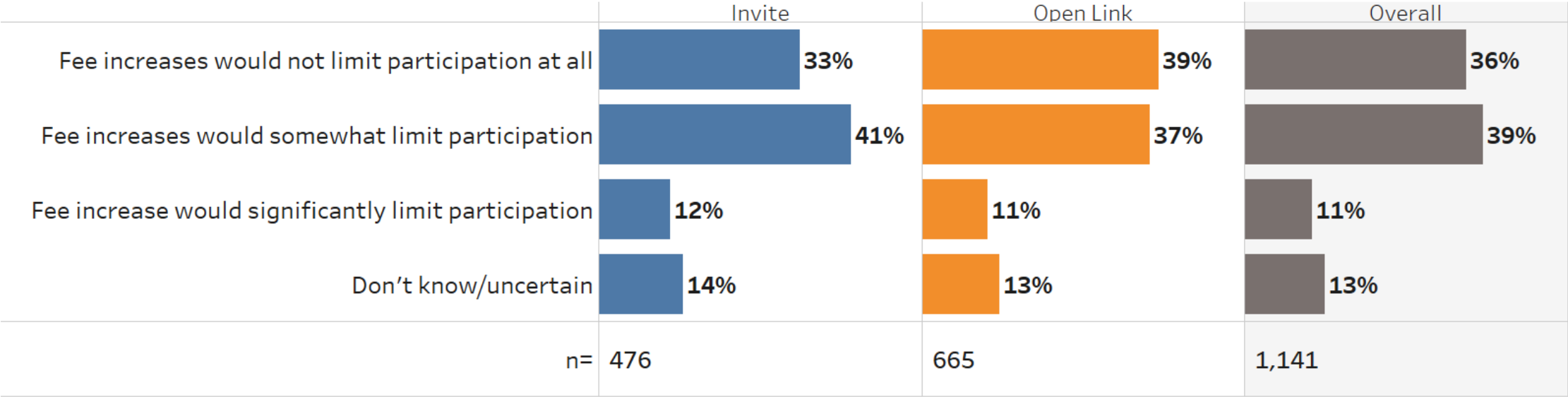


- On average, additional trails/paths that connect through the Town and a new Community Center to include aquatics are the priorities from both samples.
- Open link respondents feel strongly the new Community Center should include aquatics. Also, outdoor sports fields and courts should be added.

Fees and Levels of Participation

Increasing fees for Scarborough Community Services facilities and services would not limit participation or would somewhat limit participation for most of the respondents of the Invite and Open link sample groups.

If fee increases were made for Scarborough Community Services facilities and services, which of the following best describes the potential impact, if any, that fee increases would have on your current level of participation?

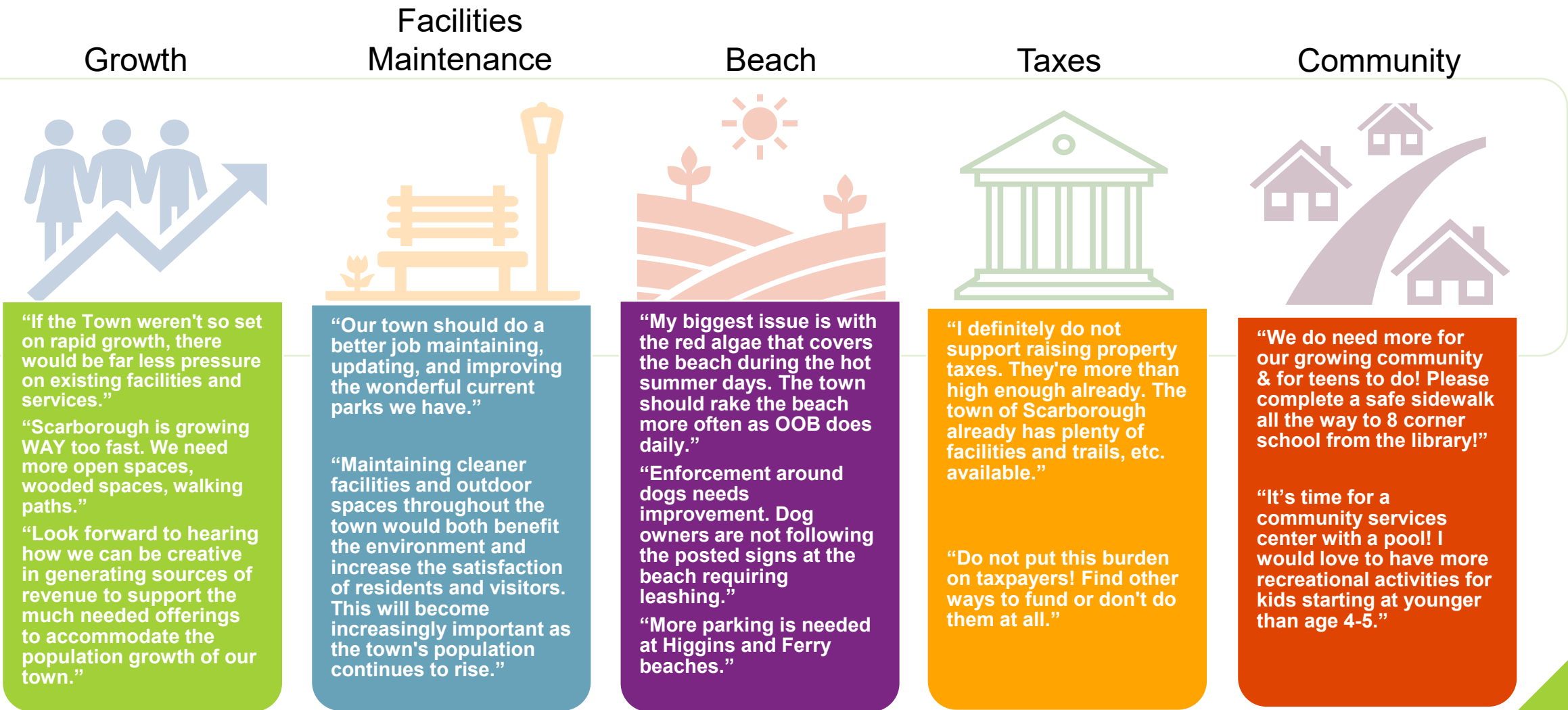


Source: RRC Associates



Additional Comments/Suggestions

A total of 465 comments were collected regarding additional comments and suggestions for the Town of Scarborough. Below are some common themes and verbatim quotes to illustrate the themes. A full list of comments can be found in the Appendix.



Town of Scarborough Parks and Facilities Level of Service

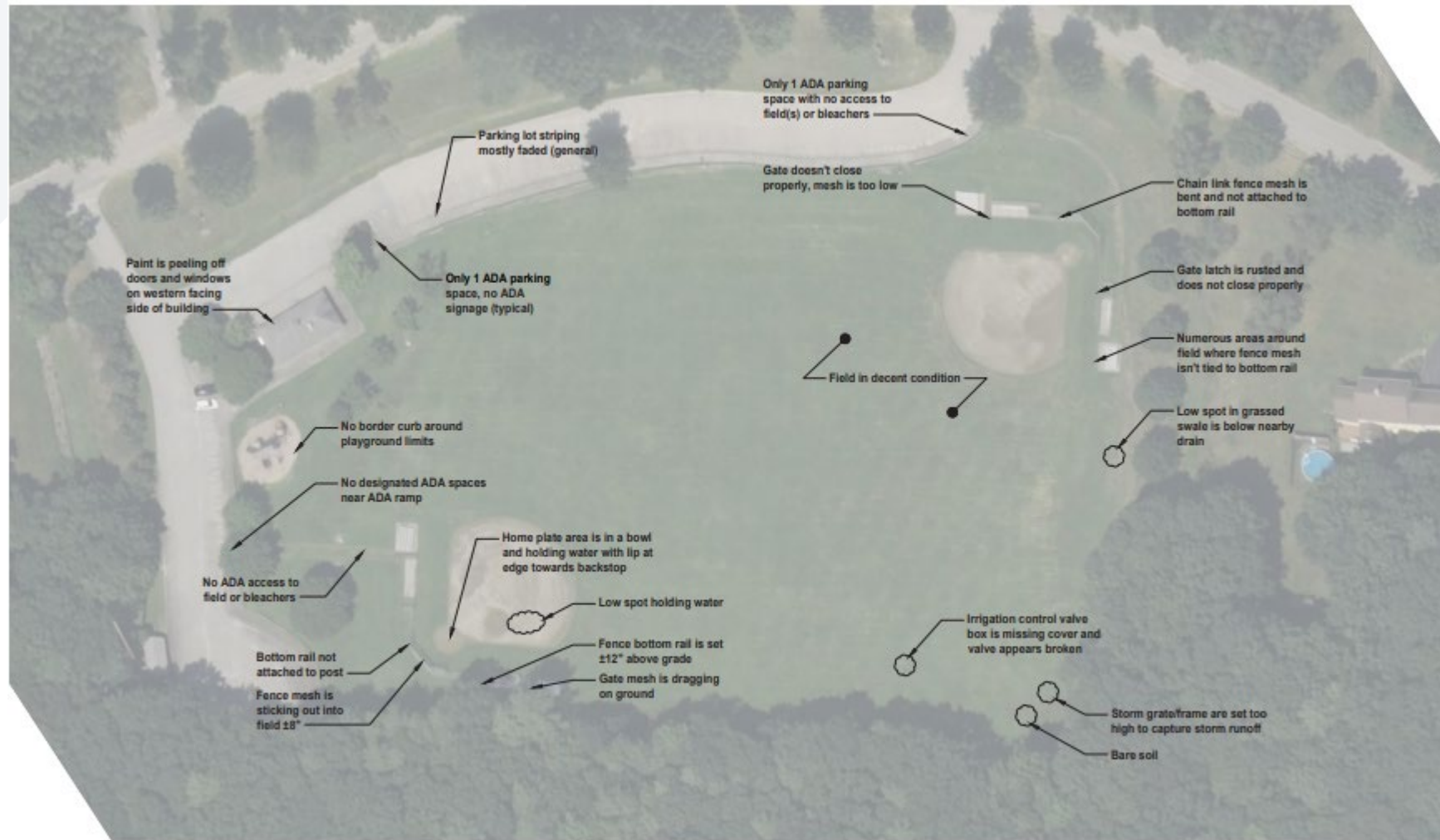


BerryDunn


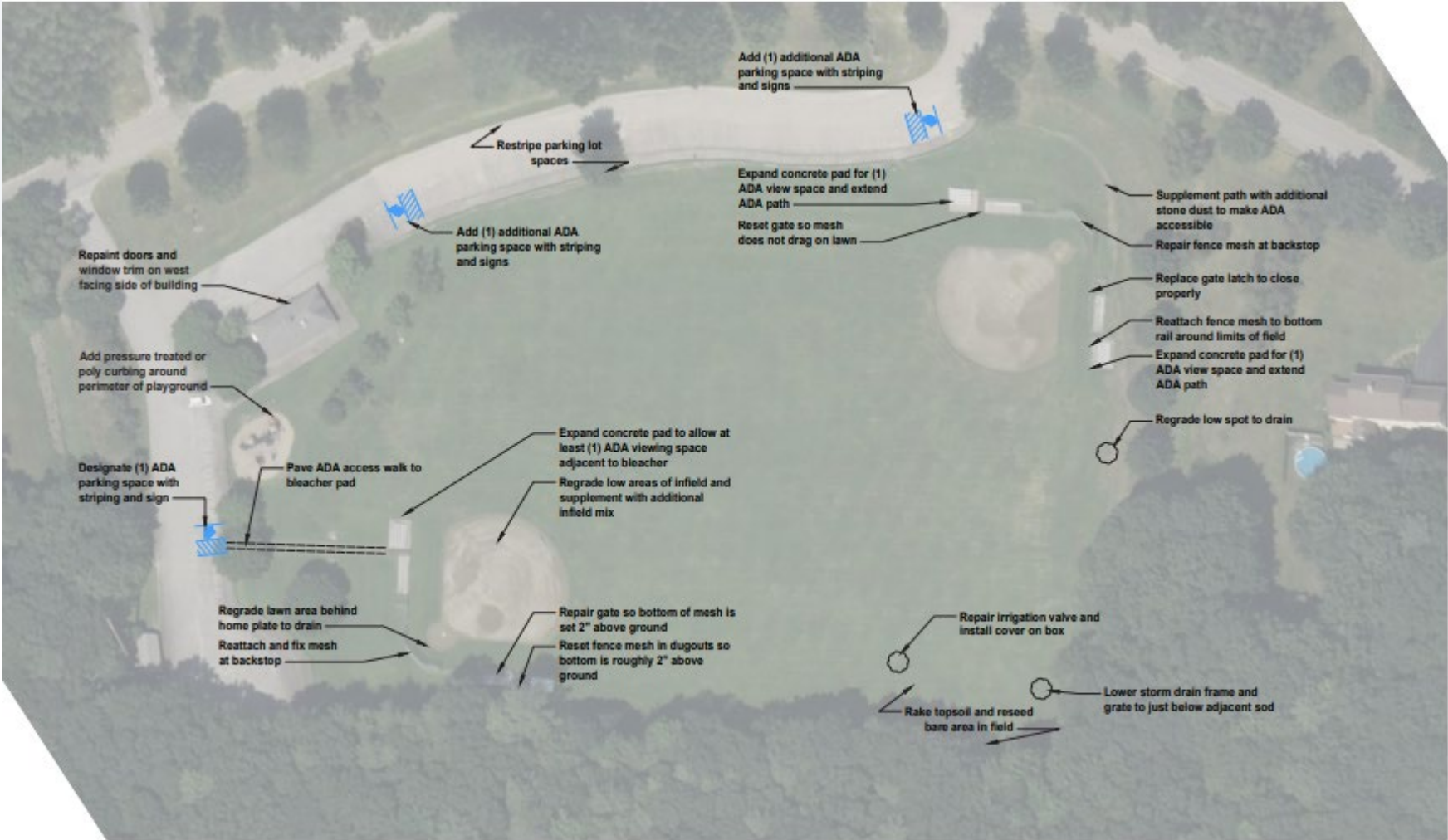
CHIA



SAMPLE - SCARBOROUGH PARKS EXISTING CONDITION



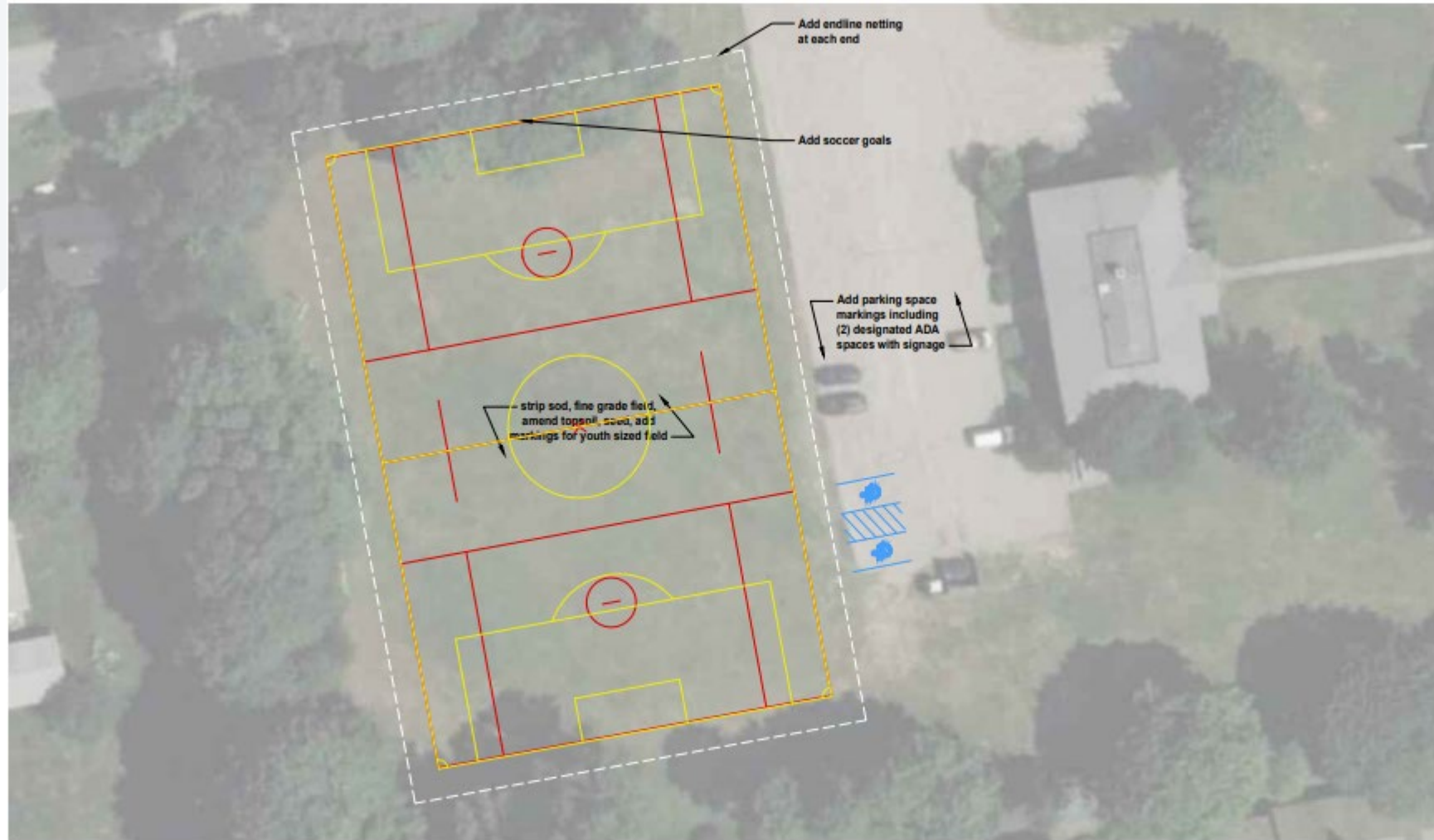
SAMPLE - SCARBOROUGH PARKS IMPROVEMENT PLAN



SAMPLE - SCARBOROUGH PARKS EXISTING CONDITION



SAMPLE - SCARBOROUGH PARKS IMPROVEMENT PLAN



Scarborough Community Services - Parks and Facilities
SEDCO Field: Improvements Plan

Scarborough, ME
August, 2022



SCARBOROUGH PARKS IMPROVEMENTS PLAN COST MATRIX

SCARBOROUGH PARKS IMPROVEMENTS PLAN COST MATRIX

No.	Site Location	Description	Opinion of Cost *	Implementation			
				0-2 yrs.	2-4 yrs.	5-8 yrs.	8+ yrs.
1	SEDCO Field	Add endline netting at each end	\$ -				
2		Add soccer goals	\$ -				
3		Strip sod, fine grade field, amend topsoil, seed, and add markings for youth sized field	\$ -				
4		Add parking space markings including (2) designated ADA spaces with signage	\$ -				
SEDCO Field Subtotals			\$ -	\$ -	\$ -	\$ -	\$ -
1	Springbrook Park	Repaint doors and window trim on west facing side of building	\$ -				
2		Add pressure treated or poly curbing around perimeter of playground	\$ -				
3		Designate (1) ADA parking space with striping and sign	\$ -				
4		Pave ADA access walk to bleacher pad	\$ -				
5		Regrade lawn area behind home plate to drain	\$ -				
6		Reattach and fix mesh at backstop	\$ -				
7		Restripe parking lot spaces	\$ -				
8		Add (1) additional ADA parking space with striping and signs	\$ -				
9		Expand concrete pad to allow at least (1) ADA viewing space adjacent to bleacher	\$ -				
10		Regrade low areas of infield and supplement with additional infield mix	\$ -				
11		Repair gate so bottom of mesh is set 2" above ground	\$ -				
12		Reset fence mesh in dugouts so bottom is roughly 2" above ground	\$ -				
13		Add (1) additional ADA parking space with striping and signs	\$ -				
14		Expand concrete pad for (1) ADA view space and extend ADA path	\$ -				
15		Reset gate so mesh does not drag on lawn	\$ -				
16		Supplement path with additional stone dust to make ADA accessible	\$ -				
17		Repair fence mesh at backstop	\$ -				
18		Replace gate latch to close properly	\$ -				
19		Reattach fence mesh to bottom rail around limits of field	\$ -				
20		Expand concrete pad for (1) ADA view space and extend ADA path	\$ -				
21		Regrade low spot to drain	\$ -				
22		Repair irrigation valve and install cover on box	\$ -				
23		Rake topsoil and reseed bare area in field	\$ -				
24		Lower storm drain frame and grate to just below adjacent sod	\$ -				
Springbrook Park Subtotals			\$ -	\$ -	\$ -	\$ -	\$ -

Analysis and Assessment Steps

Recurring themes have been identified using a number of tools:

- Review of existing plans and documents
- Focus groups
- Stakeholder meetings
- Community survey
- Inventory of parks and facilities
- Level of service analysis
- Programs
- Organization
- Maintenance
- Financial analysis
- Community workshops

The information gathered from these sources will be evaluated, and the recommendations will be developed that address these recurring themes.

Recurring Themes (1 of 2) in no particular order

- Need for a Community Center (aquatics/fitness-wellness/gymnasium) and indoor facilities
- Water access for the general public - enhance the beaches
- Maintaining beaches
- Making investments in infrastructure – maintain what currently exists
- Increased connectivity to parks, facilities, and within parks- walking/biking
- Restrooms/Bathhouses need renovations and better maintenance
- Parking issues 3 months out of the year (Memorial Day to Labor Day)
- Management and supervision of parks and beaches – operational staffing
- Staff appropriately to maintain level of service – maintenance staffing
- Face lift for the parks - modernize
- Balance resident vs visitor priorities
- Continue to develop partnerships to provide services and facilities to the community
- Need for more and better athletic fields

Recurring Themes (2 of 2) in no particular order

- Need for more outdoor courts (pickleball/tennis/basketball/volleyball)
- Need for indoor gymnasium
- Need for an indoor swimming pool
- Need for aquatic programming
- Need more availability of recreation programs – sell out fast
- Need outdoor education programs
- Need for synthetic turf athletic fields
- Need more space for youth programs
- Wayfinding to public parking and to public open spaces and amenities
- Improved communication about parks and recreation to further raise awareness of what is available
- Define uses of the green space in parks
- Year-round activities

Sample Recommendations

Goal #1: Improve and Expand Facilities and Amenities



- Objective 1.1: Expand greenways, pathways, and trails connectivity based on current trails master plan
- Objective 1.2: Continue to maintain and improve existing facilities and amenities
- Objective 1.3: Expand parks and open space
- Objective 1.4: Make improvements to or replace some existing facilities and components
- Objective 1.5: Develop new components at existing parks based on current level of service analysis
- Objective 1.6: Continue to improve ADA accessibility at all facilities
- Objective 1.7: Upgrade comfort and convenience amenities at existing facilities

Sample Goals, Objectives, and Action Plan

Goals, Objectives, and Action Steps

Goal 1: Improve and Expand Facilities and Amenities			
Objective 1.1: Expand pathways and trails connectivity			
Actions	Capital Cost Estimate	Operational Budget Impact	Timeframe to Complete
1.1.a Continue working with other agencies, municipalities, bordering localities, and the County to provide regional connectivity to neighborhoods, schools, parks, and the community. Prioritize off-street recreation trail opportunities over on-street connections whenever possible to increase trail access to all populations. Highest priority projects should focus on connectivity and emphasis off-street recreational trails where possible.	Multimodal Paths \$87 per linear foot Off-Street 12-foot Recreational Trail \$8.50 per LF	Additional staff for maintenance	Short-Term <i>Priority</i>
Objective 1.2: Continue to maintain and improve existing parks, facilities, and amenities			
Actions	Capital Cost Estimate	Operational Budget Impact	Timeframe to Complete

Thank you for joining us this evening!



Tom Diehl
Manager

Tom.Diehl@BerryDunn.com

James Mickle
Consultant

James.Mickele@BerryDunn.com

We asked the following questions during initial public engagement

- *How long have you been a resident of the Town of Scarborough?*
- *What are the strengths of the Community Service Department related to Parks, trails, beaches, and recreation facilities/activities that should continue over the next 5 years?*
- *Conversely, what are the weaknesses that need to be addressed in the parks and facilities master plan?*
- *How satisfied are you with the overall quality of the existing Parks, Athletic Fields (diamond/rectangular), Trails, Beaches, Indoor Recreation Facilities, Recreation Programs ?*
- *Are there areas in the Town (geographic or market segments) that are underserved?*
- *What new recreational amenities would you like to see available?*
- *What new recreational activities would you like to see available?*
- *Who are key partners & stakeholders in the community to assist with the implementation of the parks and facilities master plan?*
- *What key issues, or values in the Town of Scarborough should we be aware of?*
- *What priorities in the Town of Scarborough need to be considered, while developing parks and facilities master plan?*



Focus Groups - Additional Desired Activities (in no particular order)

- Mommy/Daddy and Me
- Animal friendly
- Under Kindergarten youth sports
- Adult sports leagues: tennis, soccer, softball, volleyball
- Day trips for all ages
- Winter outdoor programs
- Cross County Ski
- senior outdoor programs
- Swimming Lessons (Water Safety)
- Community Nights (cocoa and fires)





PLEASE PARTICIPATE IN OUR PARKS AND FACILITIES SURVEY



Help shape the future of the Town of Scarborough

- Give input on parks & facilities amenities, programs and services
- Identify priorities as we plan improvements for the next 5 to 10 years

Your response is critical to Scarborough's
planning, improving & maintaining of our parks
& facilities, services & opportunities.



c/o RRC Associates
P.O. Box 17880
Boulder, CO 80308

Visit the website or scan the QR code below,
enter the unique identifier and begin.

ScarboroughParksSurvey.com

Unique ID: XXXXX



Prefer a paper survey, or need help taking it online?
Bring this postcard to one of the Town libraries or
senior centers for assistance.

Responses are confidential and collected by a 3rd party research firm.

Email Todd Souza Community Services Director,
at XXX for more info.



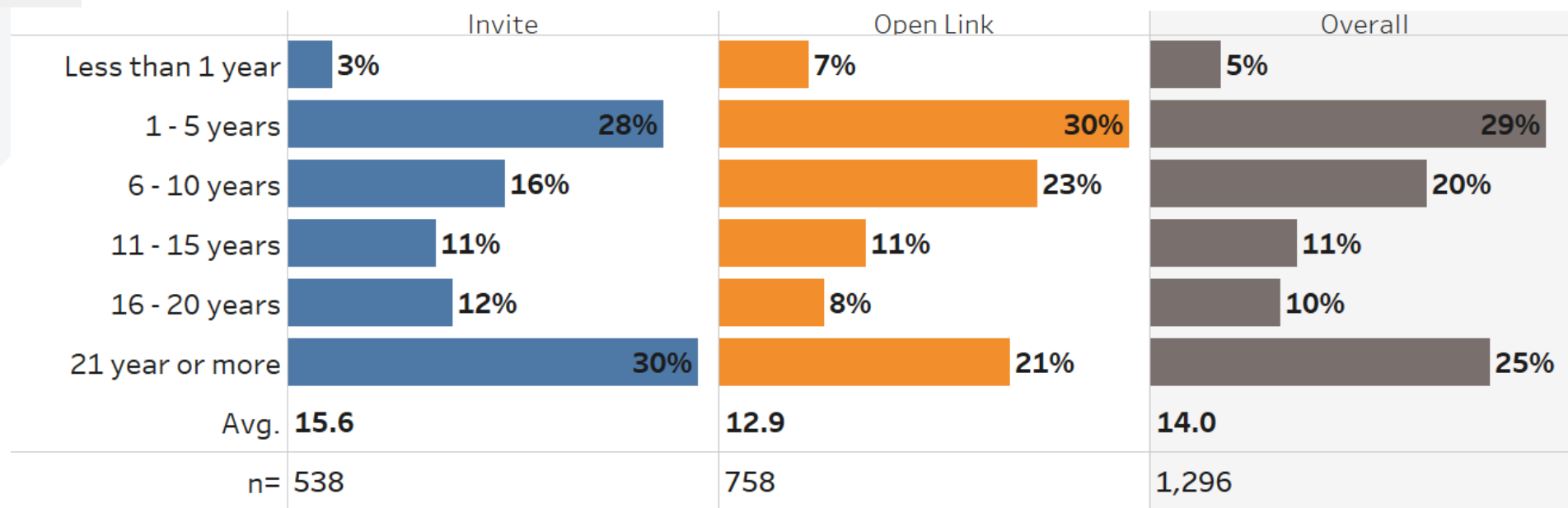
Living in Scarborough



Length of Residency in Scarborough

Almost a third of the Invite sample has lived in Scarborough for over 21 years (30%), followed closely by those that have lived in Scarborough for 1 - 5 years (28%). The Open link sample reflected similar proportions. The average length of time in Scarborough for the Invite sample is 16 years and 13 years for the Open link sample.

How long have you lived in Scarborough?

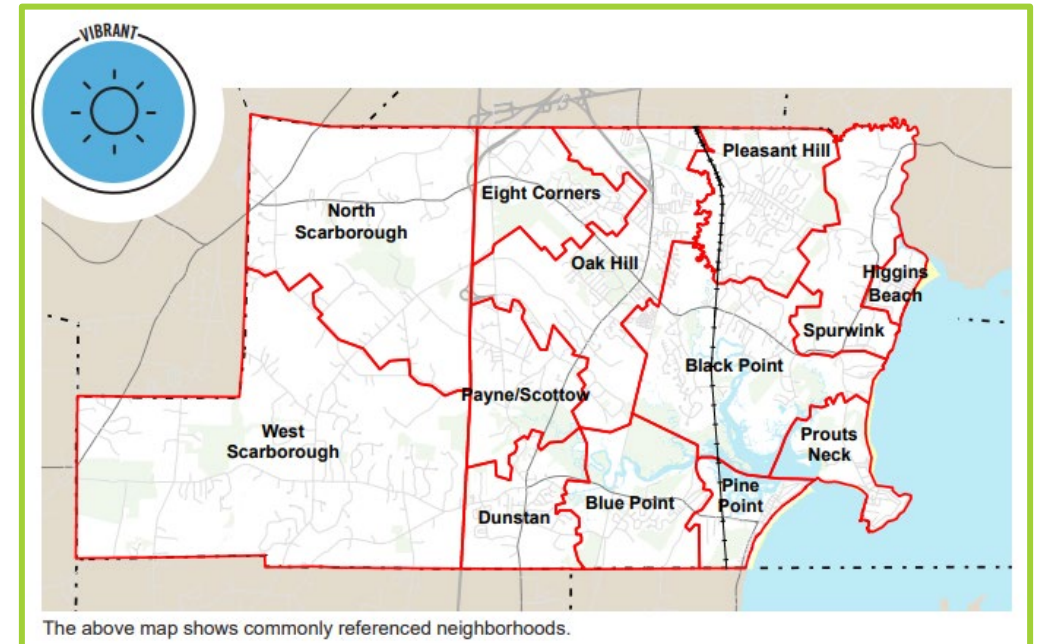
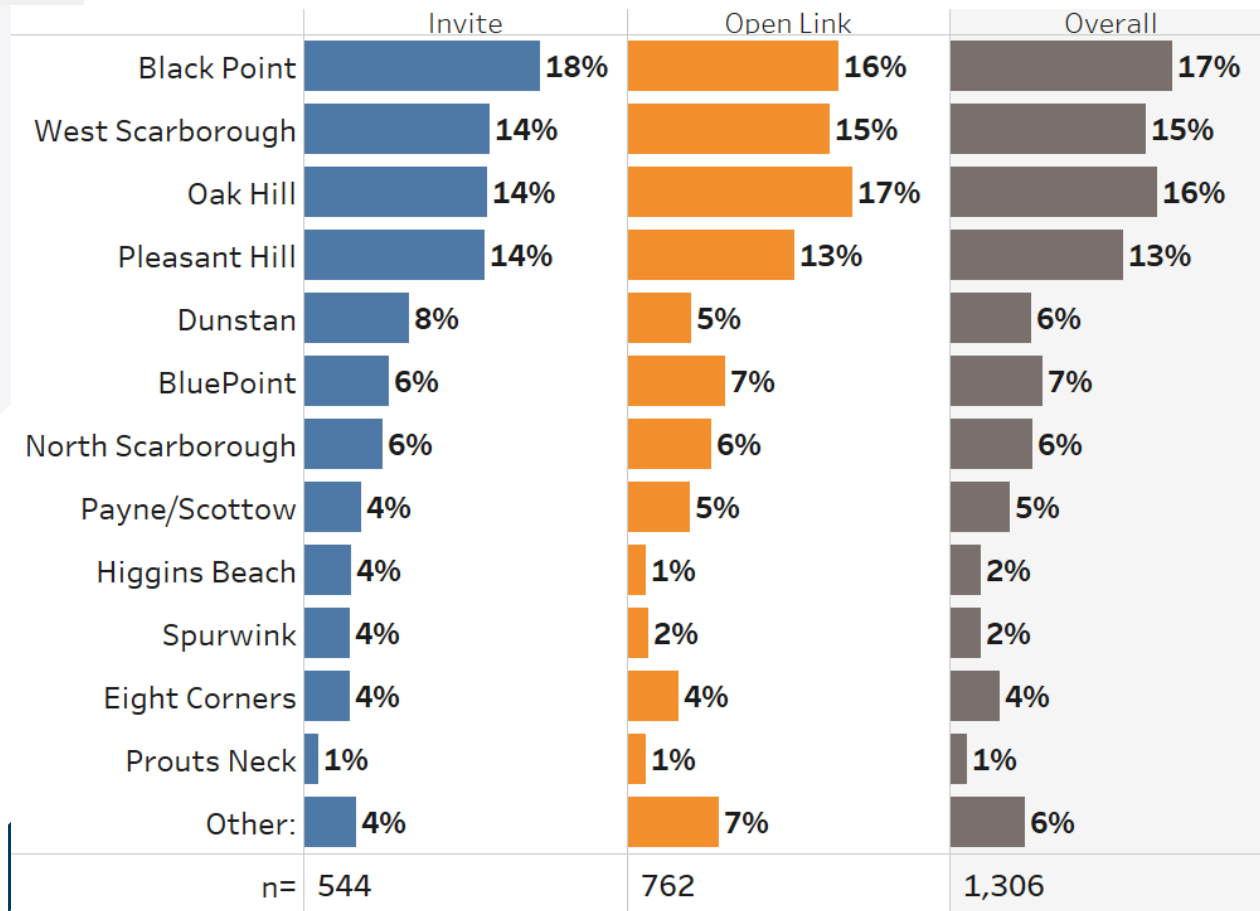


Source: RRC Associates

Location in Scarborough

A larger portion of survey responses came from Black Point, West Scarborough, Oak Hill, and Pleasant Hill, with a relatively even distribution among the rest of the listed neighborhoods.

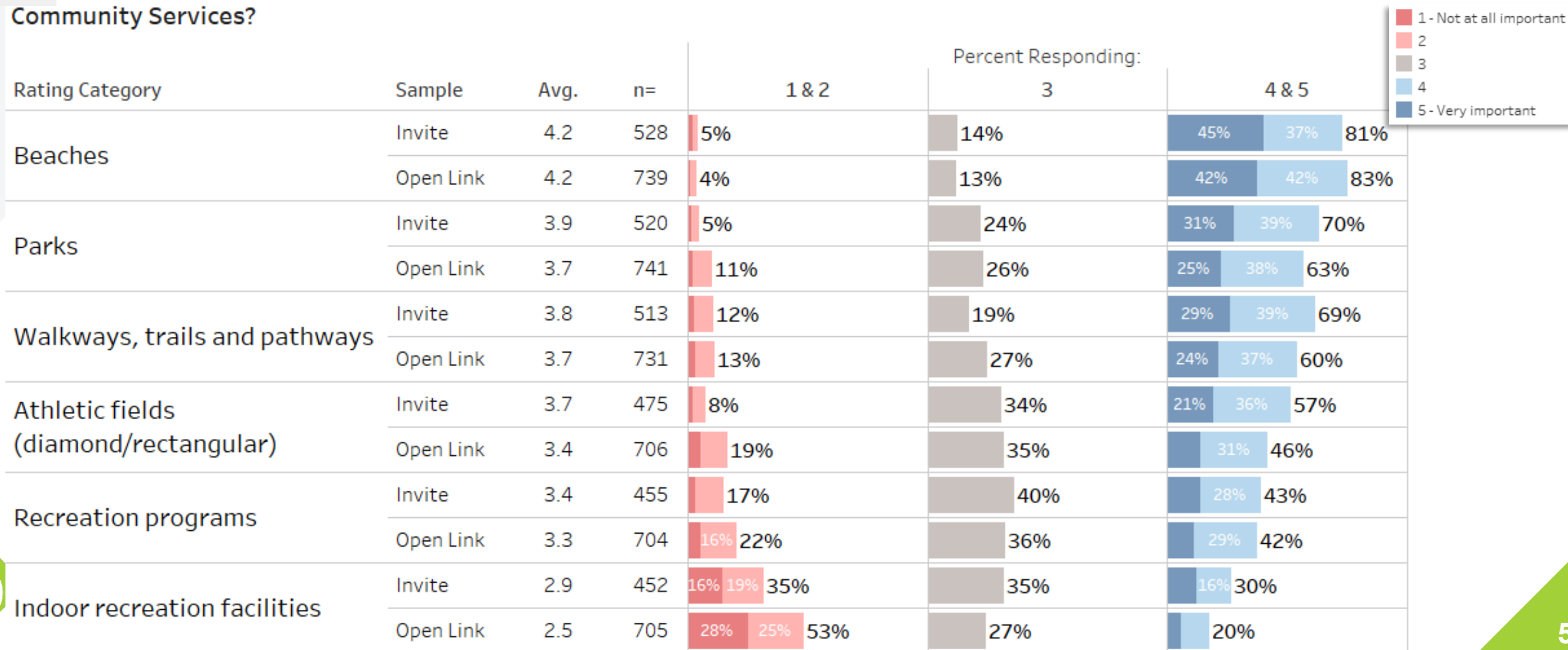
Using the map above, which neighborhood of Scarborough do you live in?



Satisfaction with Parks, Recreation Facilities, and Programs

Respondents from both the Invite and Open link samples are highly satisfied with beaches and parks managed or provided by Scarborough Community Services, while both samples are unsatisfied by indoor recreation facilities.

Overall, how satisfied have you been with the quality of parks, facilities, and programs provided by Scarborough Community Services?

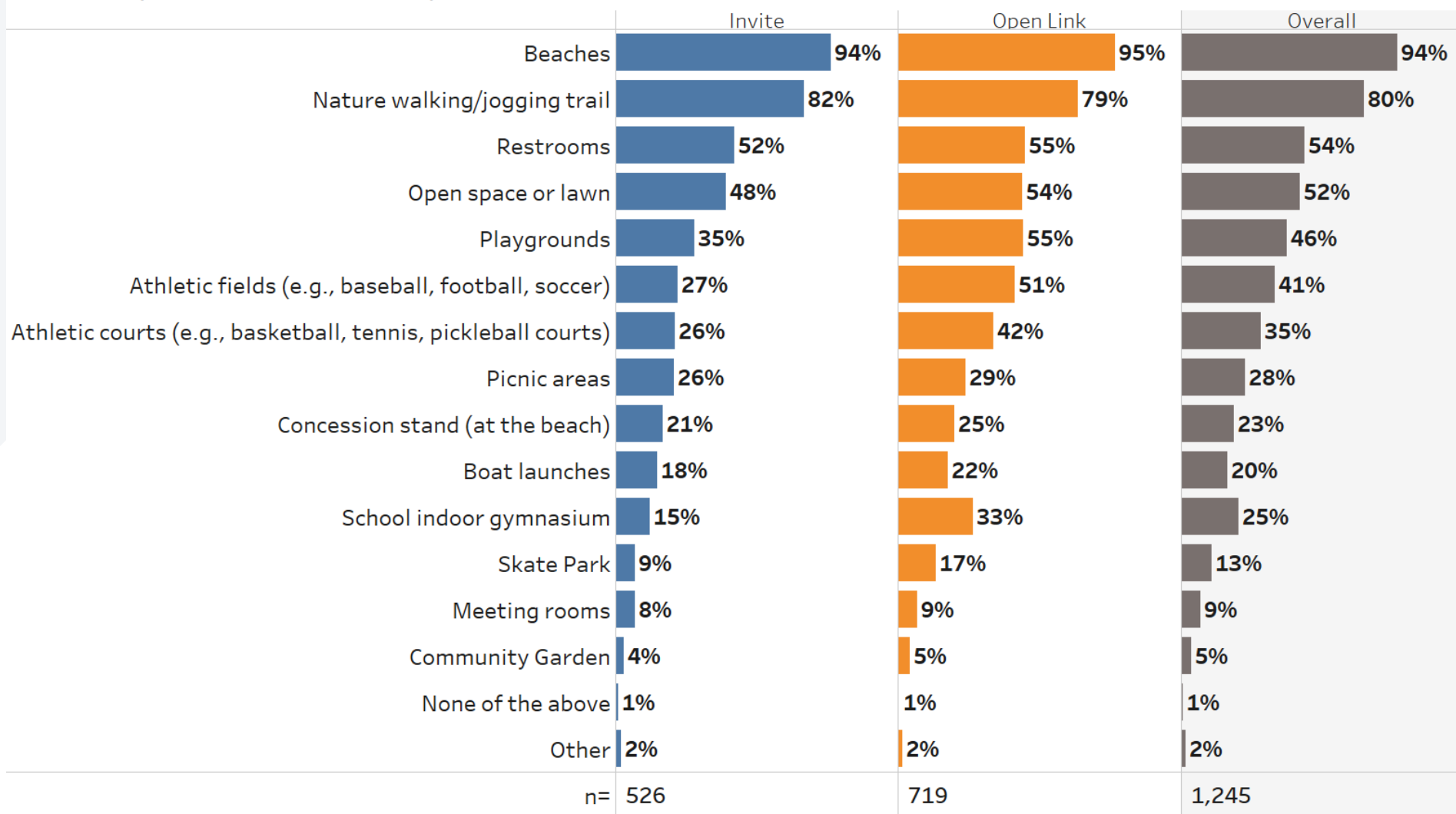


Current Usage



Amenity Use

Which of the following amenities does your household use when visiting the Scarborough parks and recreation facilities? (CHECK ALL THAT APPLY)

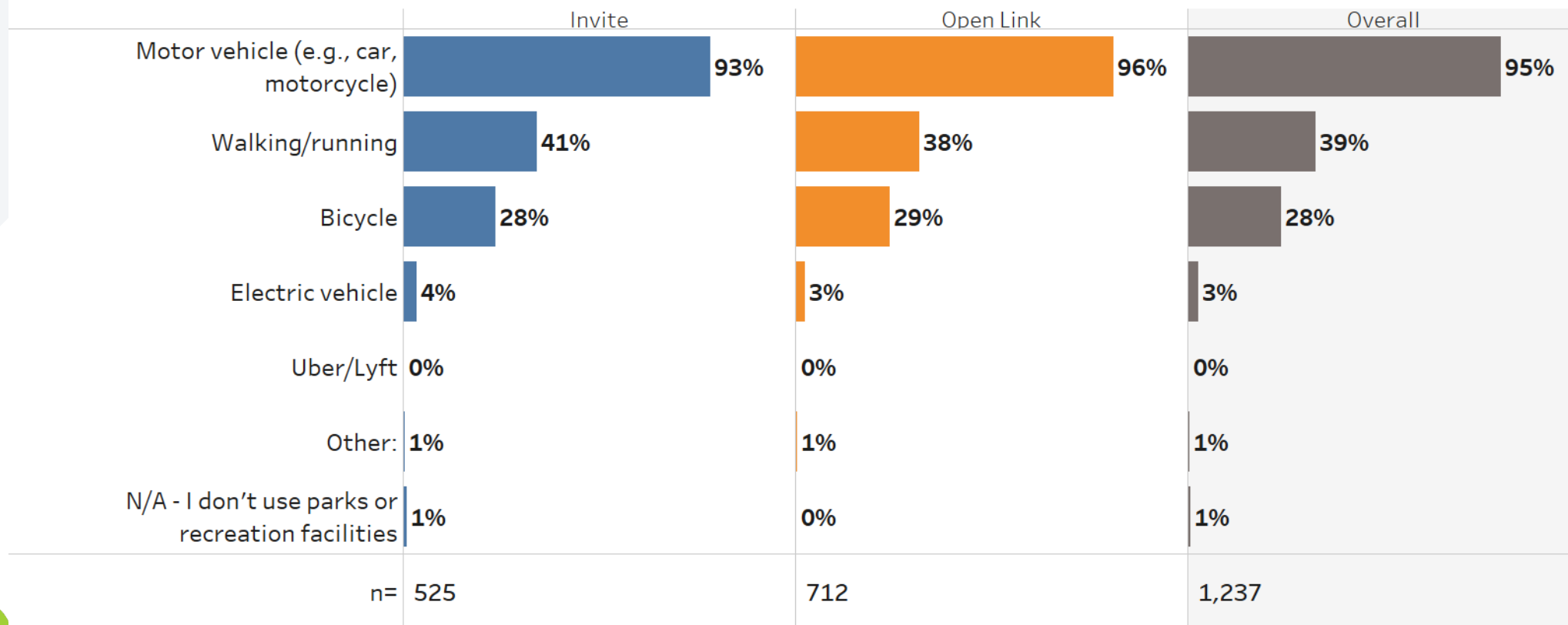


- Beaches and trails are the most heavily used amenities for both samples.
- The Open link sample uses the school indoor gymnasium more frequently.

Transportation to Parks or Recreation Facilities

Overall, most respondents use a motor vehicle to visit parks and/or recreation facilities (95%). The Invite sample is slightly more likely to walk/run (41%).

When you and/or your household visit parks and/or recreation facilities, which mode(s) of transportation do you typically use? (CHECK ALL THAT APPLY)

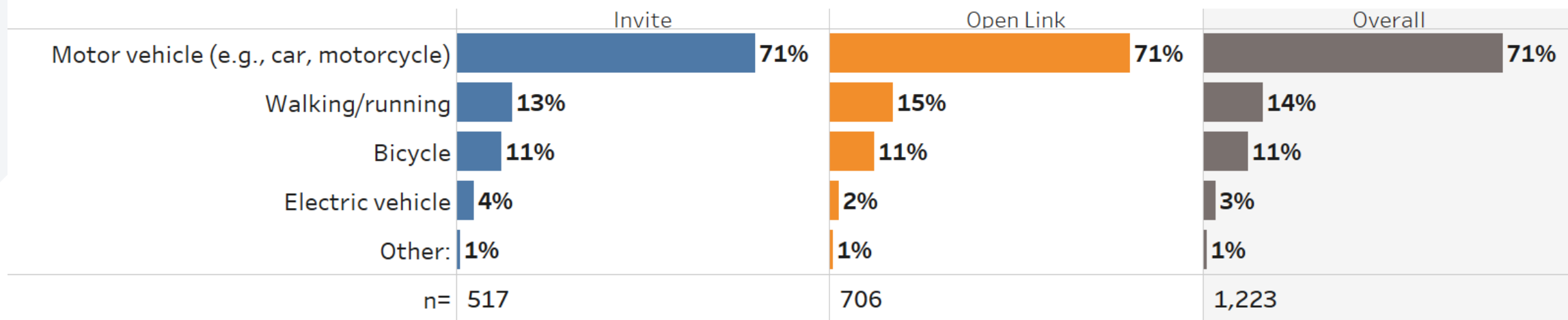


Source: RRC Associates

Preferred Mode of Transportation

The majority of both the Invite and Open link samples prefer to use a motor vehicle as their main form of transportation. A total of 13% of the Invite sample walks/runs and 11% ride a bike.

What is your preferred mode of transportation?



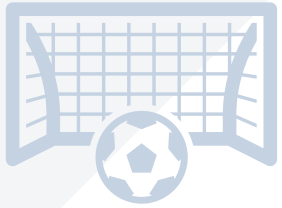
Source: RRC Associates

Limitations to Using Preferred Facilities

Open-ended Comments

A total of 353 comments were collected regarding limitations to residents' preferred facilities. Below are some common themes and verbatim quotes to illustrate the themes. A full list of comments can be found in the Appendix.

Field & Facility Availability



"The fact that not enough facilities exist is the limiting factor. There are NO indoor basketball facilities for public use. There are not enough fields for local sports clubs."

"Not enough fields in town for teams, so there is not a lot of free space to have practice or just play on facilities that are not taken up by teams"

Program Availability




"Availability for Rec programs-sold out instantly."

"We would have used a pool quite often if there had been one available."

"Not sure what facilities are available."

Sidewalks



"Car is preferred only because it's really not safe to walk very far along a 45+ mph road with no sidewalks"

"The lack of sidewalks on Pine Point road and Old Blue Point road. People drive very fast and are distracted, at times there is no shoulder"

Bike Access



"Better connectivity of bike facilities, wider & better condition shoulders for riding in, more off road trail connections please!"

"ET greenbelt-bridge the gap, general limited bike lanes"

"Need better bike paths. Cars drive too fast in our neighborhood makes the roads dangerous for healthy activity"


Cleanliness



"Lack of clean restrooms at parks and ball fields"

"The public beaches have become very unclean due to the buildup of trash and the dismissing of the town's Waste Maintenance staff."

Parking



"Difficulty parking at the beach"

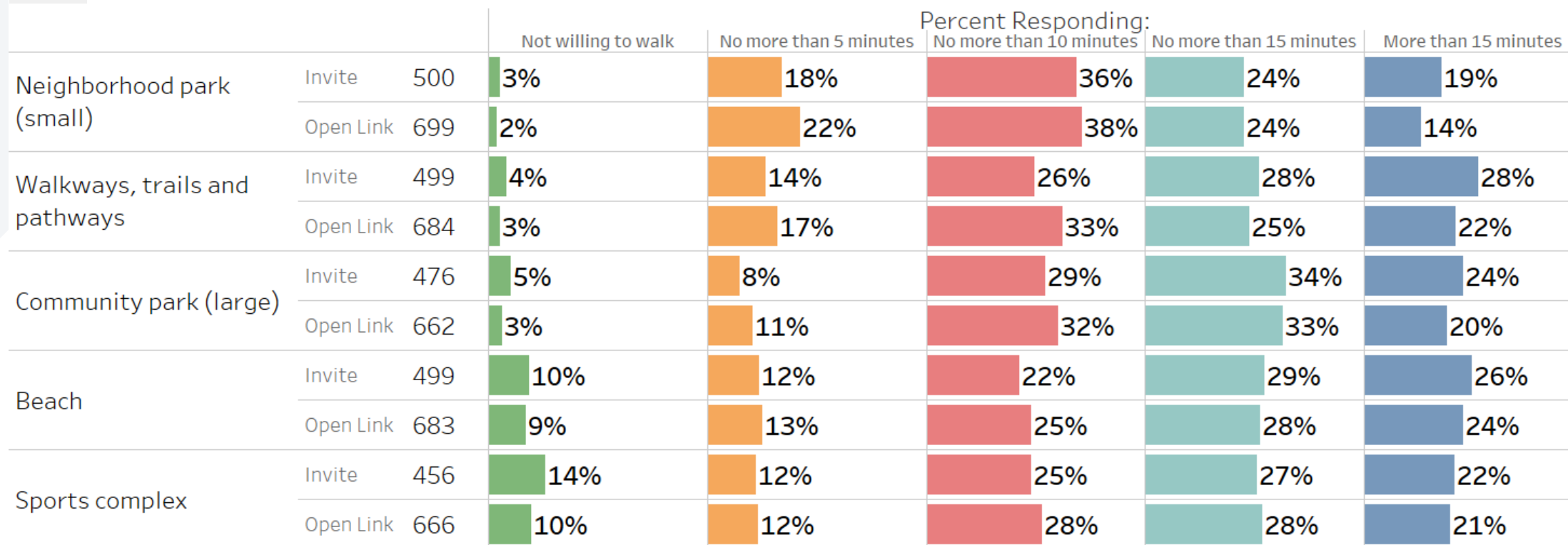
"Lack of good and inexpensive parking for town residents"

"Not enough Handicapped parking spaces near beaches for my husband who depends on a walker"

Acceptable walking distances to Parks and Recreation Facilities

Most of the Invite and Open link respondents reported a willingness to walk about 10 minutes or more to reach each of the facilities listed.

How long would you be willing to walk to each of the following facilities?



Source: RRC Associates

Frequency of Use of Facilities

Q 11: How frequently do you use the following facilities?

			Percent Responding:			
			At least once a week	A few times a month	At least once a month	A few times a year
Swimming pools not operated by Scarborough Community Services	Invite	143	33%	22%	12%	33%
	Open Link	310	28%	20%	17%	35%
Eastern Trail	Invite	463	25%	24%	18%	33%
	Open Link	633	22%	21%	25%	32%
Peterson Sports Complex	Invite	148	17%	16%	12%	55%
	Open Link	348	27%	20%	14%	39%
Pine Point Beach	Invite	450	15%	25%	23%	37%
	Open Link	633	20%	23%	20%	37%
Higgins Beach	Invite	420	18%	20%	13%	49%
	Open Link	599	15%	23%	15%	48%
Ferry Beach	Invite	448	12%	21%	22%	45%
	Open Link	608	18%	29%	17%	36%
Clifford Mitchell Sports Complex	Invite	166	10%	14%	12%	64%
	Open Link	325	19%	16%	13%	51%
Memorial Park	Invite	391	14%	16%	16%	54%
	Open Link	614	14%	19%	21%	46%
Willey Park	Invite	110	11%	8%	15%	66%
	Open Link	256	10%	22%	14%	54%
Springbrook Park	Invite	135	9%	12%	13%	66%
	Open Link	320	11%	19%	19%	52%
Blue Point Park	Invite	110	7%	11%	5%	77%
	Open Link	182	8%	13%	12%	67%
Scarborough River Wildlife Sanctuary	Invite	256	8%	12%	12%	68%
	Open Link	348	4%	10%	16%	70%
Black Point Park	Invite	130	3%	13%	8%	76%
	Open Link	269	7%	13%	13%	66%

- The most frequently used facility is swimming pools not operated by Scarborough Community Services followed by the Eastern Trail and the Peterson Sports Complex.
- In general, the Open link sample tends to use the facilities more frequently.

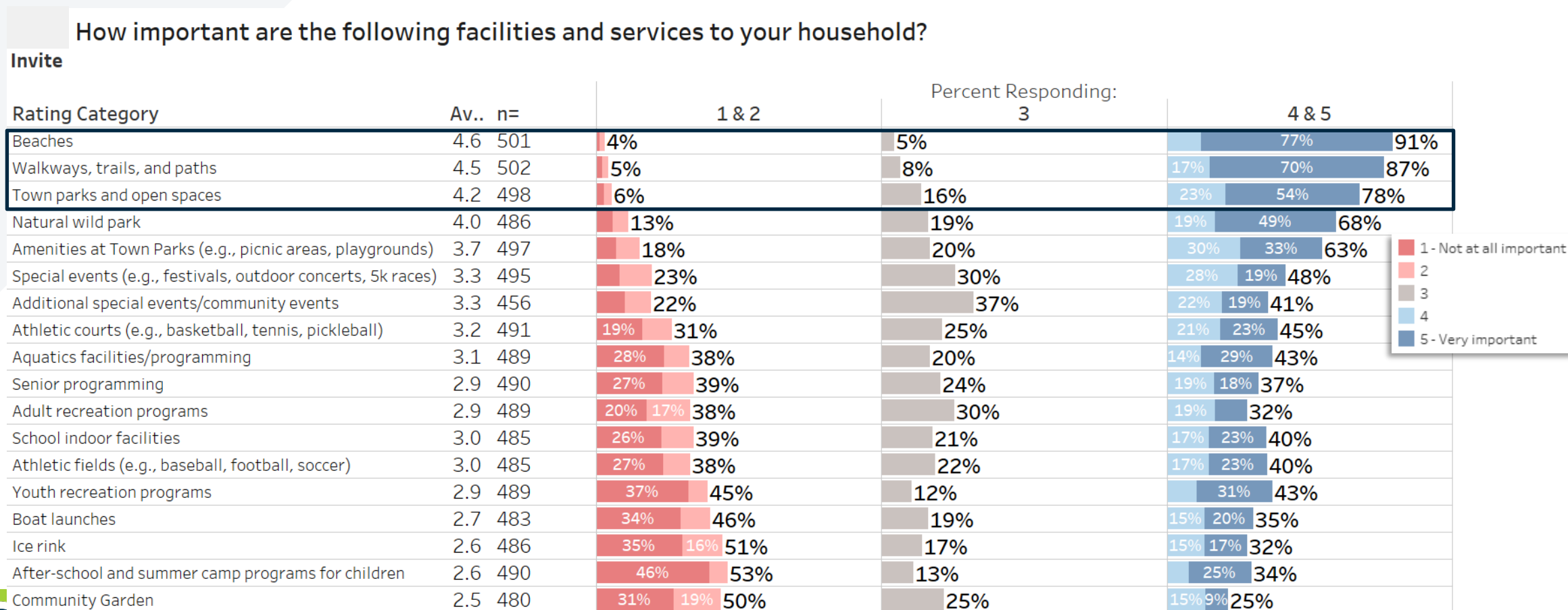
Current Conditions



Facilities and Amenities – Importance

By Invite Sample

Beaches were rated as the highest importance by the Invite sample, with an average importance rating of 4.6 out of 5. They were closely followed by walkways, trails, and paths, which received a rating of 4.5 out of 5.



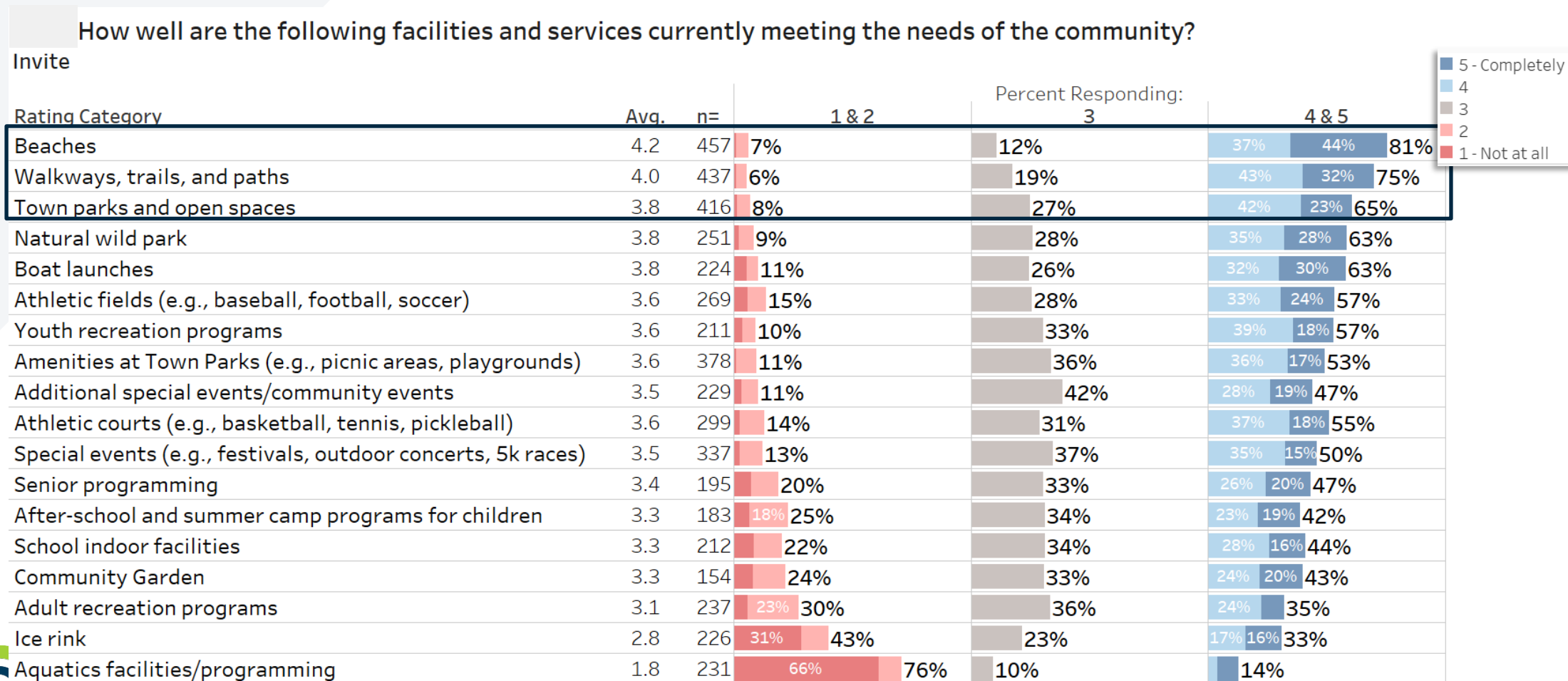
*Ratings categories are sorted in descending order by the average rating

Source: RRC Associates

Facilities and Amenities – Needs Met

By Invite Sample

The three facilities/services of most importance (beaches, walkways, trails and paths, as well as Town parks and open spaces) are strongly meeting the needs of the community. However, aquatics facilities and programming are largely failing to meet the community's needs.



*Ratings categories are sorted in descending order by the average rating

Source: RRC Associates

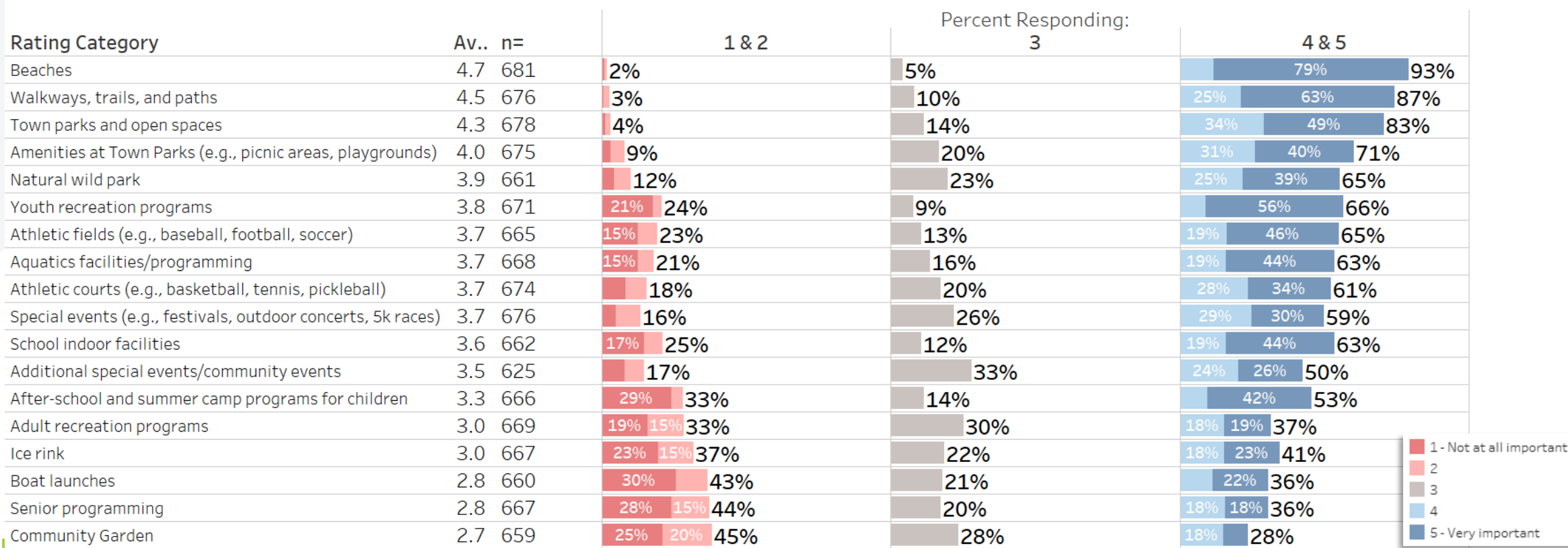
Facilities and Amenities – Importance

By Open Link Sample

The Open link sample had similar responses, with beaches and walkways, trails, and paths as their most important facilities.

How important are the following facilities and services to your household?

Open Link



*Ratings categories are sorted in descending order by the average rating

Source: RRC Associates

Facilities and Amenities – Needs Met

By Open Link Sample

Beaches were rated as most sufficiently meeting the needs of the community in Scarborough, receiving an average rating of 4.2 out of 5 by the Open link sample. Like with the Invite sample, Aquatics facilities fail to meet the community's need, with an average rating of 1.5 out of 5.

Q 11: How well are the following facilities and services currently meeting the needs of the community?

Open Link

Rating Category	Avg.	n=	1 & 2	Percent Responding:	3	4 & 5
Beaches	4.2	635	5%	14%	37%	44% 80%
Walkways, trails, and paths	3.8	613	8%	25%	40%	26% 66%
Town parks and open spaces	3.6	610	11%	32%	40%	57%
Boat launches	3.6	337	13%	31%	32%	23% 55%
Amenities at Town Parks (e.g., picnic areas, playgrounds)	3.5	601	12%	34%	40%	54%
Natural wild park	3.5	377	14%	34%	33%	20% 53%
Youth recreation programs	3.5	474	16%	31%	40%	53%
Special events (e.g., festivals, outdoor concerts, 5k races)	3.4	529	16%	36%	36%	48%
Athletic courts (e.g., basketball, tennis, pickleball)	3.4	505	19%	34%	32%	47%
Additional special events/community events	3.3	396	18%	41%	27%	41%
After-school and summer camp programs for children	3.3	409	23%	31%	31%	46%
Athletic fields (e.g., baseball, football, soccer)	3.3	516	19% 26%	28%	30%	46%
Adult recreation programs	3.2	368	18% 23%	41%	27%	36%
Senior programming	3.1	286	24%	39%	24%	36%
School indoor facilities	3.1	446	21% 33%	29%	26%	38%
Community Garden	2.8	286	21% 35%	37%	28%	
Ice rink	2.3	431	46% 58%	17%	25%	
Aquatics facilities/programming	1.5	437	74% 84%	8%	8%	



*Ratings categories are sorted in descending order by the average rating

Source: RRC Associates

Average Importance- Performance Matrix

High importance/ Low needs met

These are key areas for potential improvements. Improving these facilities/programs would likely positively affect the degree to which community needs are met overall.

High importance/ High needs met

These amenities are important to most respondents and should be maintained in the future but are less of a priority for improvements as needs are currently being adequately met.

These “niche” facilities/programs have a small but passionate following, so measuring participation when planning for future improvements may prove to be valuable.

Low importance/ Low needs met

Current levels of support appear to be adequate. Future discussions evaluating whether the resources supporting these facilities/programs outweigh the benefits may be constructive.

Low importance/ High needs met

Facilities and Amenities Importance/Needs Met Matrix

By Invite Sample

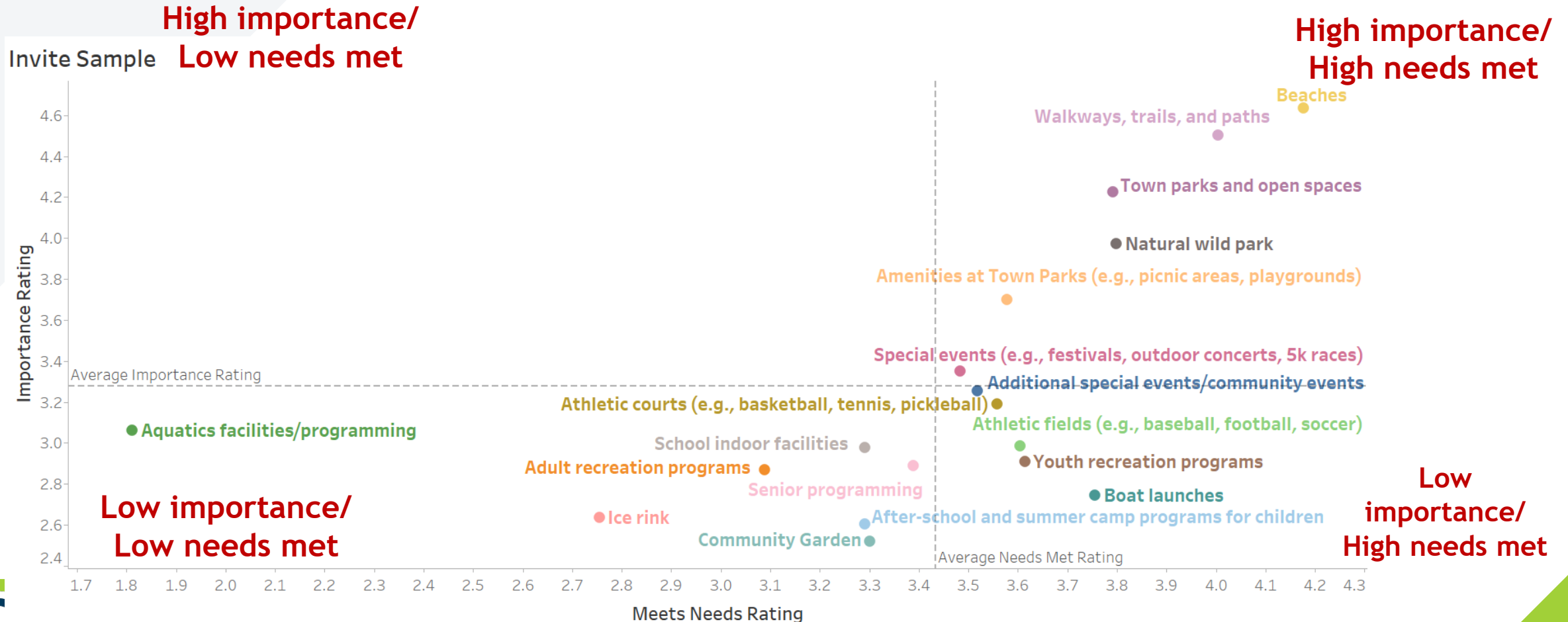
The Invite sample matrix indicates that most of the facilities with the highest importance also adequately meet the needs of the community, with a general positive trend.



Facilities and Amenities Importance/Needs Met Matrix

By Invite Sample Average

On average, facilities and amenities in Scarborough have a higher level of importance and do an adequate job of meeting community needs. According to the Invite sample, beaches, walkways, trails and paths, town parks and open spaces, and the natural wild park are above average in importance and needs met ratings.



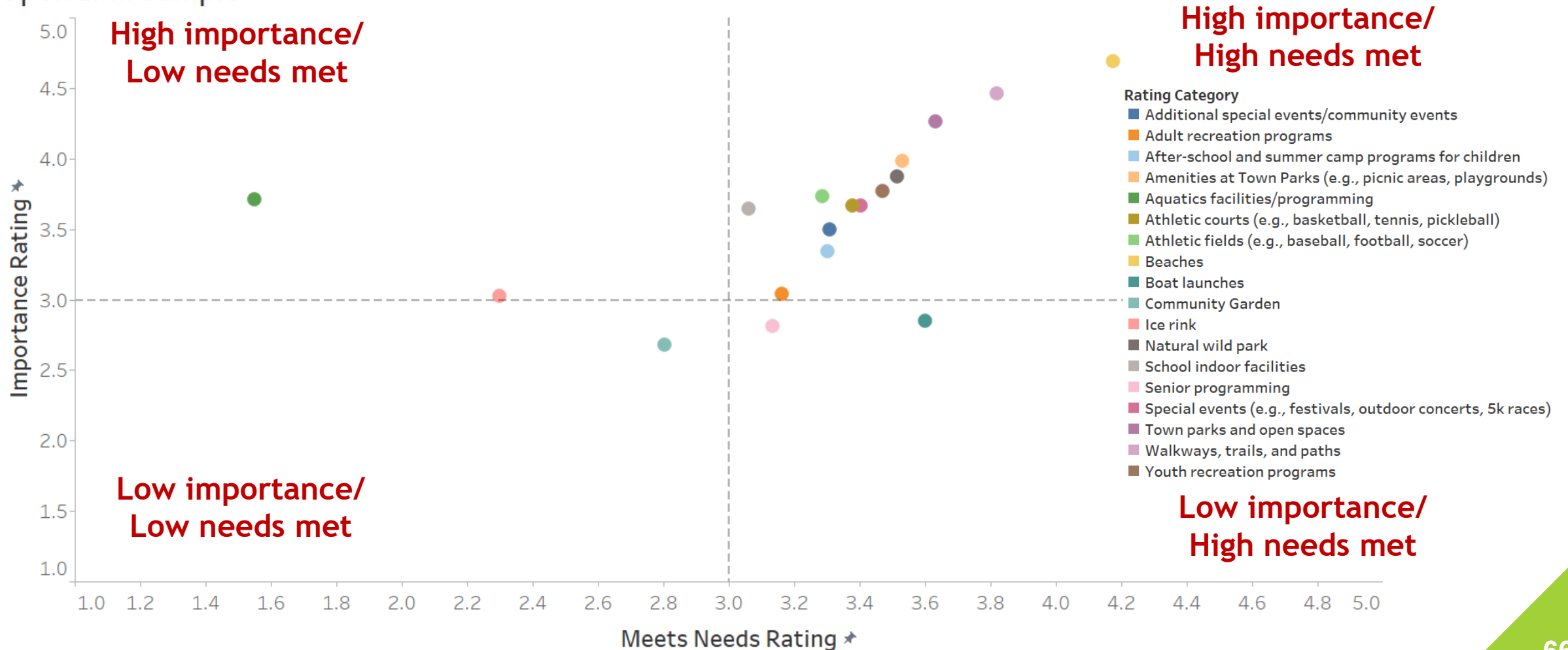
Source: RRC Associates

Facilities and Amenities Importance/Needs Met Matrix

By Open Link Sample

The Open link sample perceives the facilities and amenities in Scarborough as nearly all important to the community. These facilities and amenities also meet the community's needs.

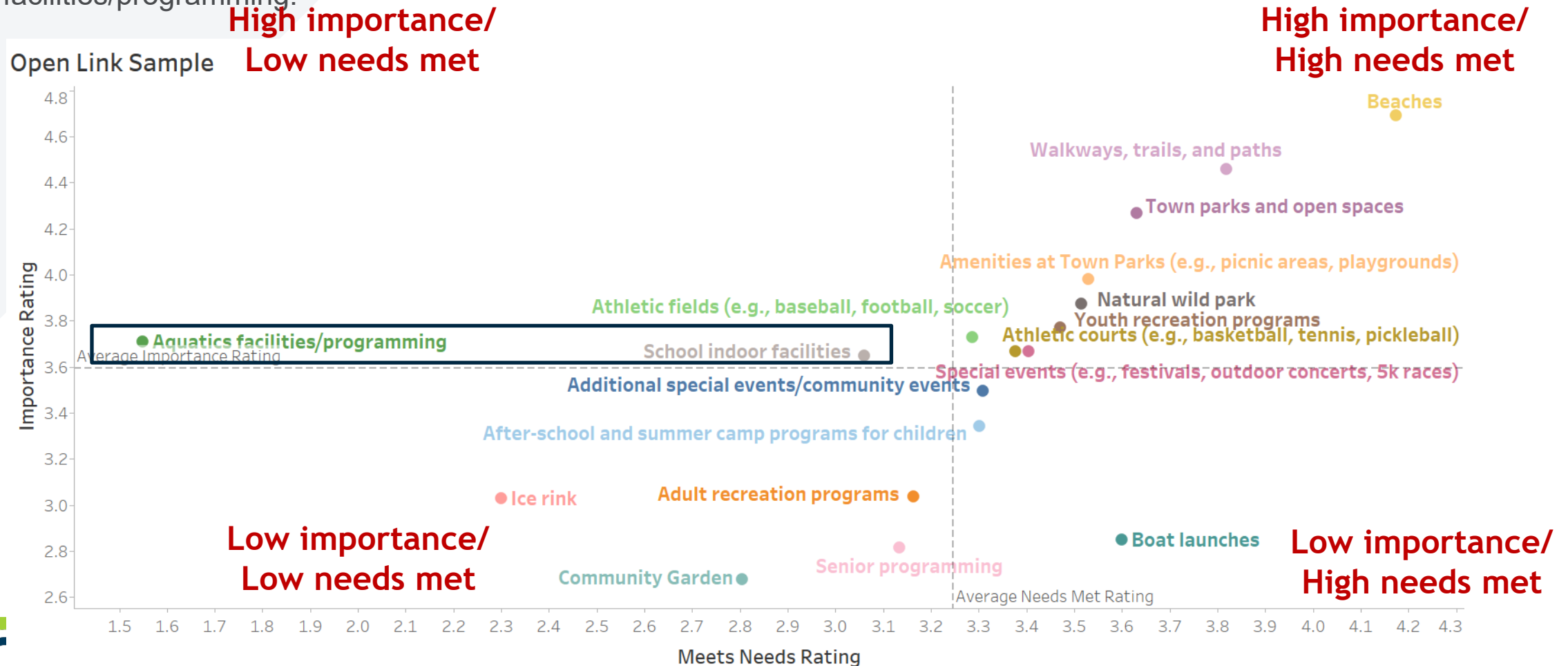
Open Link Sample



Facilities and Amenities Importance/Needs Met Matrix

By Open Link Sample Average

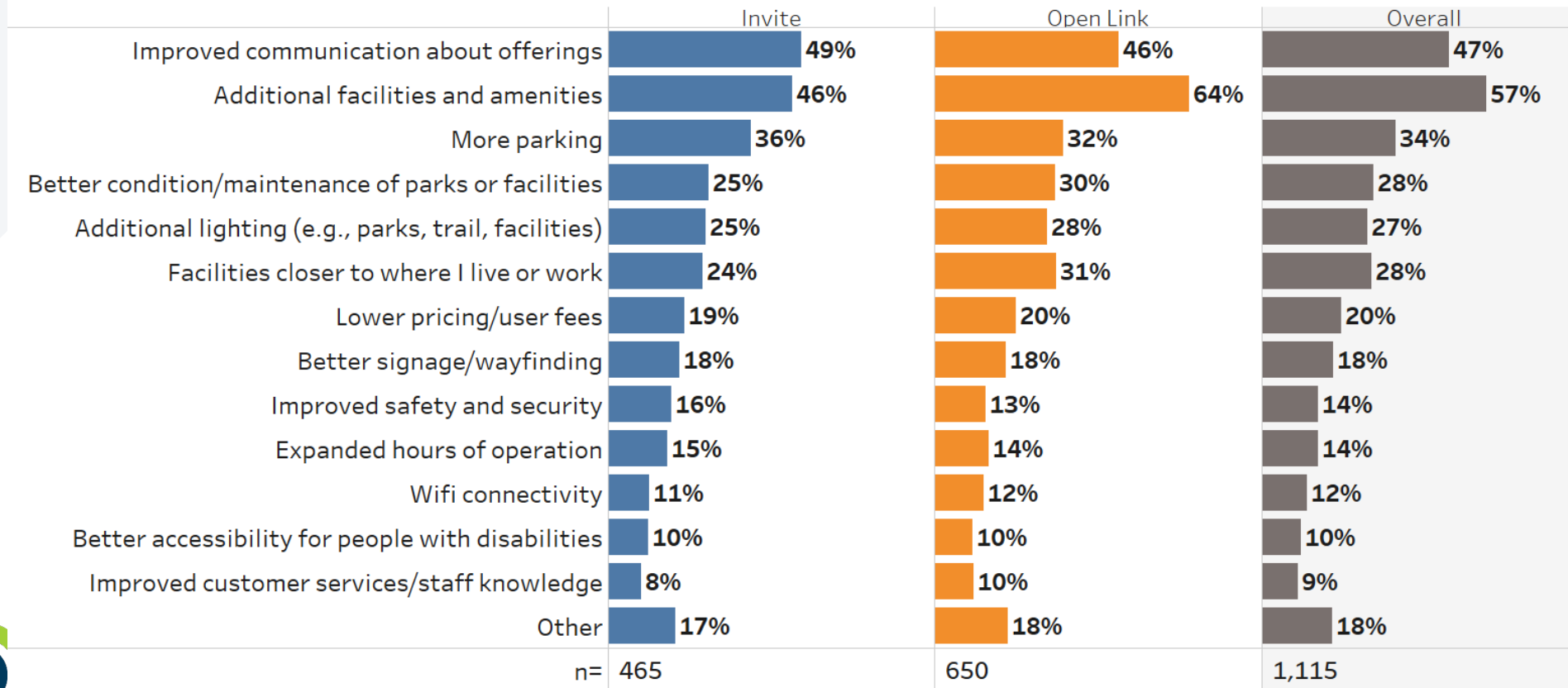
On average, the facilities and amenities as rated by the Open link sample both met community needs adequately and were rated a 3.6 out of 5 on community importance. The area that could most use improvement is aquatics facilities/programming.



Areas in need of assistance

The top two areas if addressed by Scarborough Community services that would help to increase use of parks and recreation offerings are improved communication and additional facilities and amenities.

What are the most important areas, that if addressed by Scarborough Community Services, would increase your use of parks and recreation facilities, programs, and services? (CHECK ALL THAT APPLY)



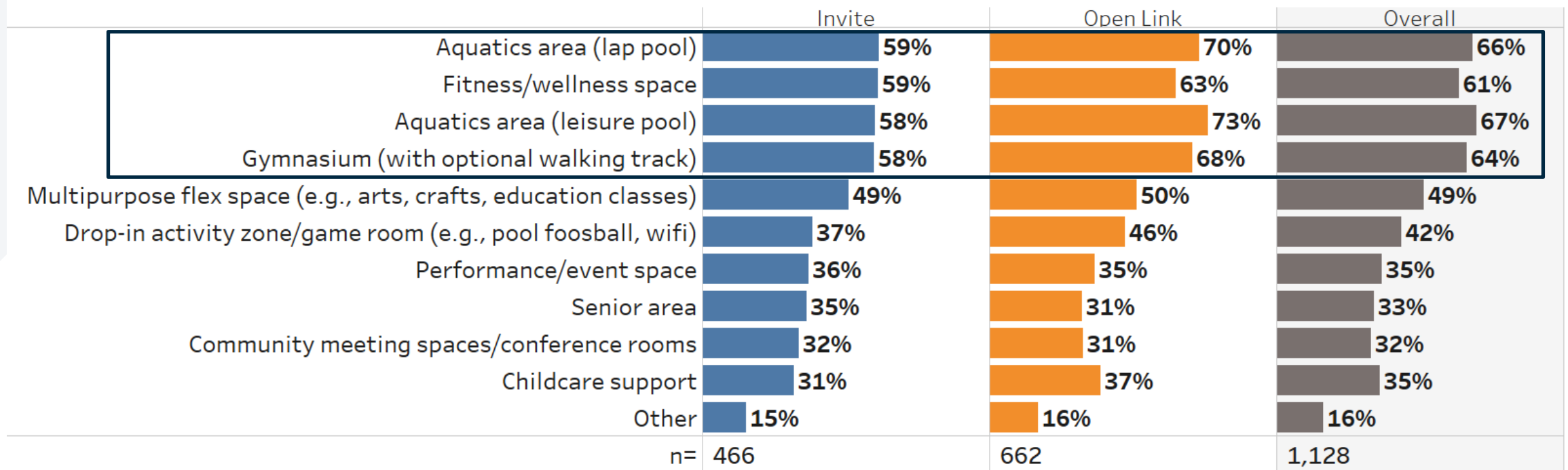
Community Center Needs



Preferred Amenities for Community Center

The top areas of importance for samples are aquatics area (lap pool) fitness/wellness space, aquatics area (leisure pool), and gymnasium.

What amenities would you like to see included in a new community center? (CHECK ALL THAT APPLY)



Source: RRC Associates



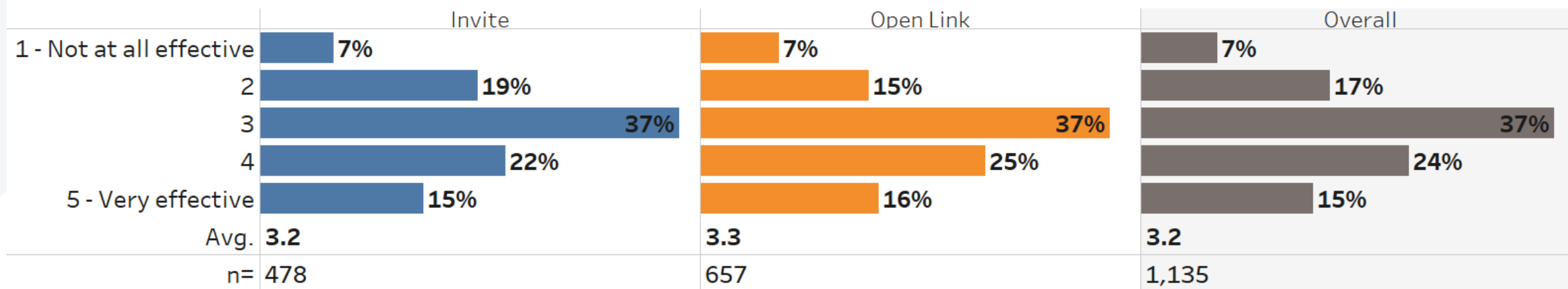
Communication



Effectiveness of Communication

Overall, there is some room for improvement in terms of communicating information about parks and recreation opportunities. The average rating was a 3 on the 5-point scale. Responses were similar between Invite and Open link respondents.

How effective is Scarborough Community Services at reaching you with information on parks and recreation facilities, programs, and services?

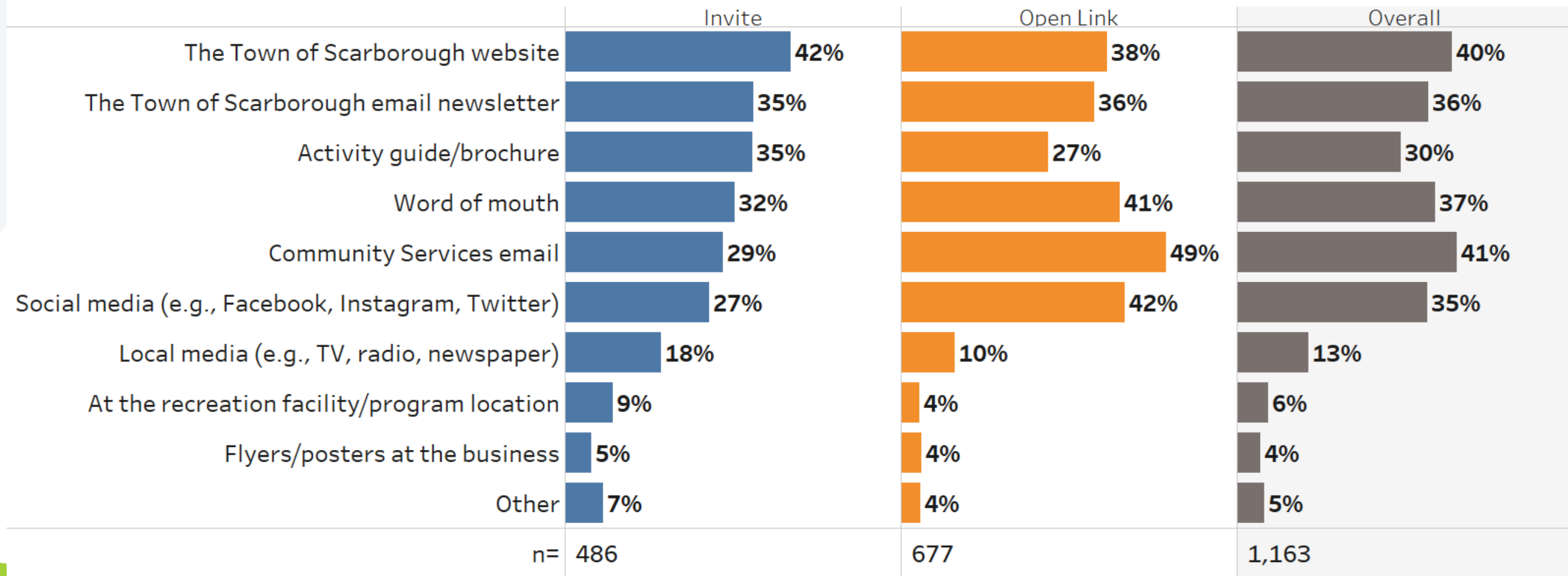


Source: RRC Associates

Current Communication Methods

Town of Scarborough website is the most effective form of communication for the Invite sample. Most of the Open link sample receives information through the Community Services email, social media, and word of mouth. These forms of communication reach the greatest portion of residents in the community.

How do you currently receive information on parks and recreation facilities, programs, and services offered by Scarborough Community Services related to Parks & Recreation? (CHECK ALL THAT APPLY)



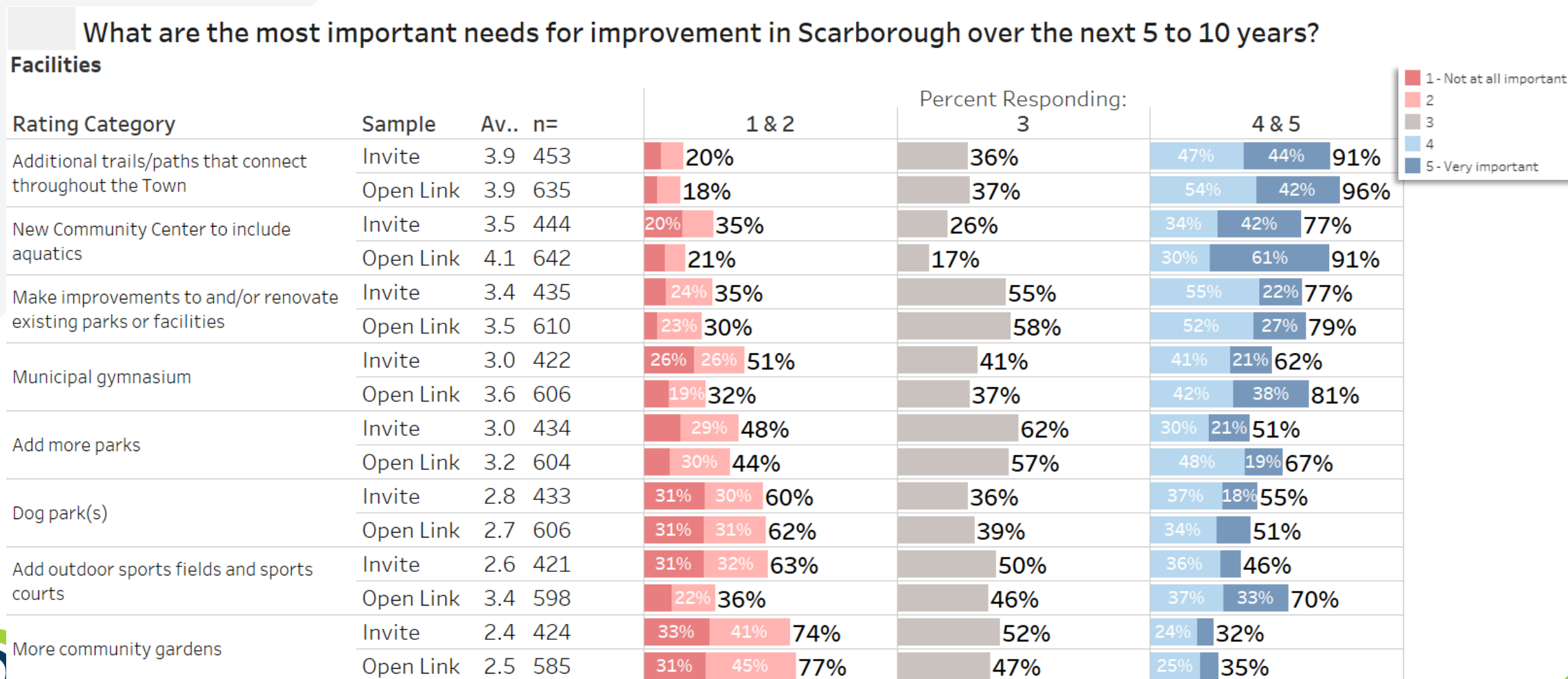
Source: RRC Associates

Future Facilities, Amenities, and Services



Improvements – Facilities

Additional trails and paths connecting through the Town received the highest need for improvement rating by both the Invite and Open link samples, by 91% and 96%, respectively.



*Ratings categories are sorted in descending order by the average rating

Source: RRC Associates

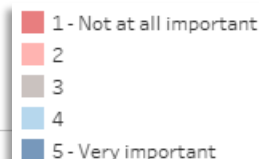
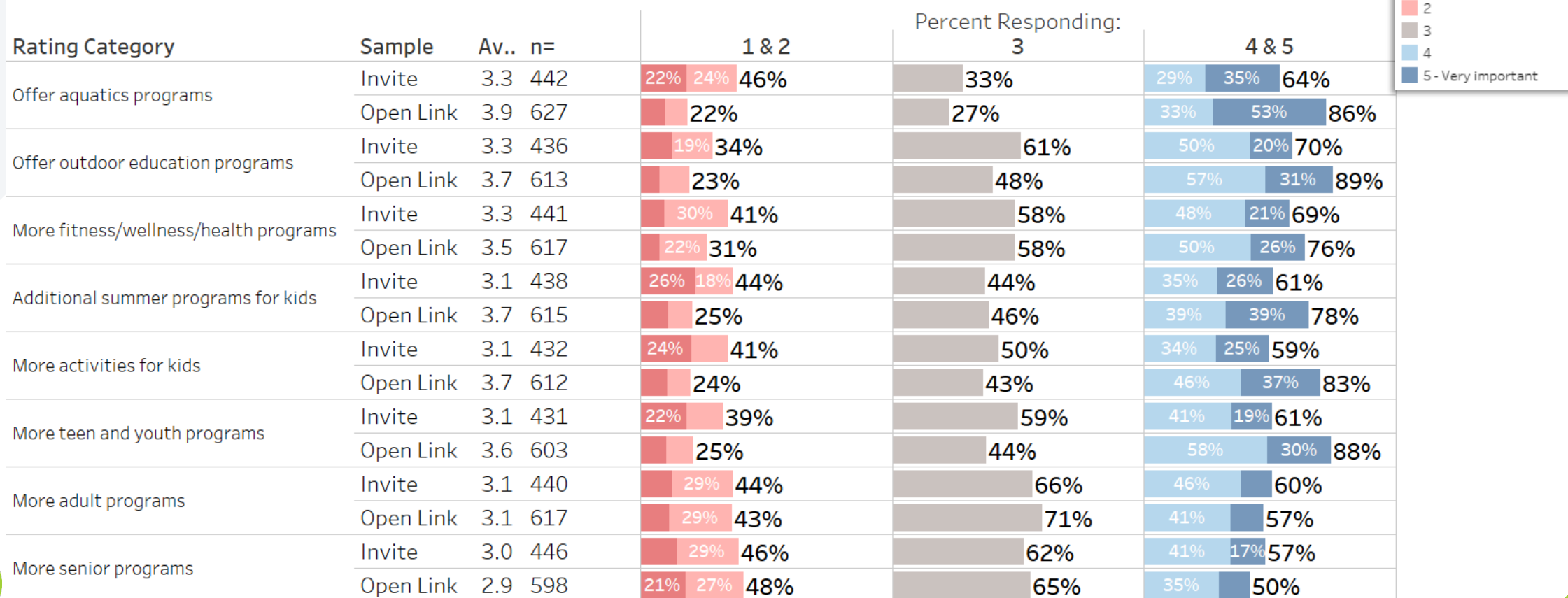
Improvements – Facilities and Amenities

By Invite Sample

The Invite sample group rated aquatics programs and outdoor education programs as having the largest need for improvement over the next 5 to 10 years.

What are the most important needs for improvement in Scarborough over the next 5 to 10 years?

Programs



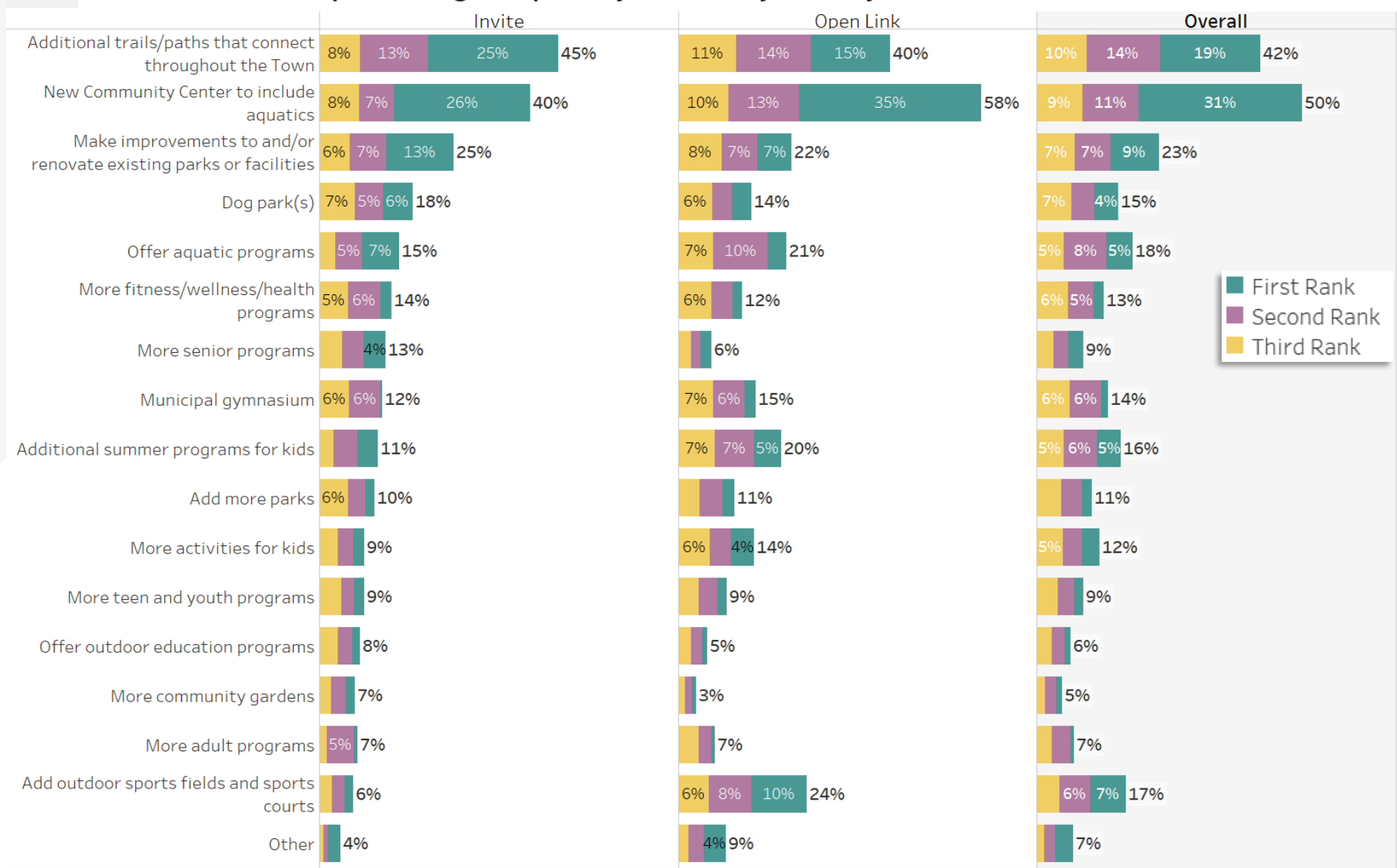
*Ratings categories are sorted in descending order by the average rating

Source: RRC Associates

Top 3 Future Needs

By Average

Please select the top three highest priority items for you and your household.



- On average, additional trails/paths that connect through the Town and a new Community Center to include aquatics are the priorities from both samples.
- Open link respondents feel strongly the new Community Center should include aquatics. Also, outdoor sports fields and courts should be added.

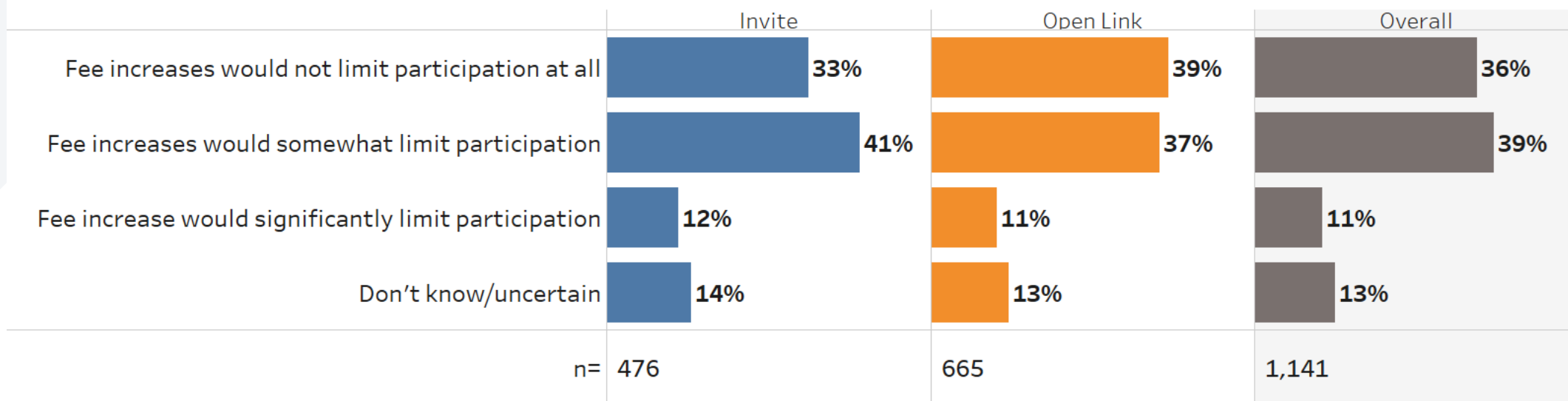
Financial Choices



Fees and Levels of Participation

Increasing fees for Scarborough Community Services facilities and services would not limit participation or would somewhat limit participation for most of the respondents of the Invite and Open link sample groups.

If fee increases were made for Scarborough Community Services facilities and services, which of the following best describes the potential impact, if any, that fee increases would have on your current level of participation?

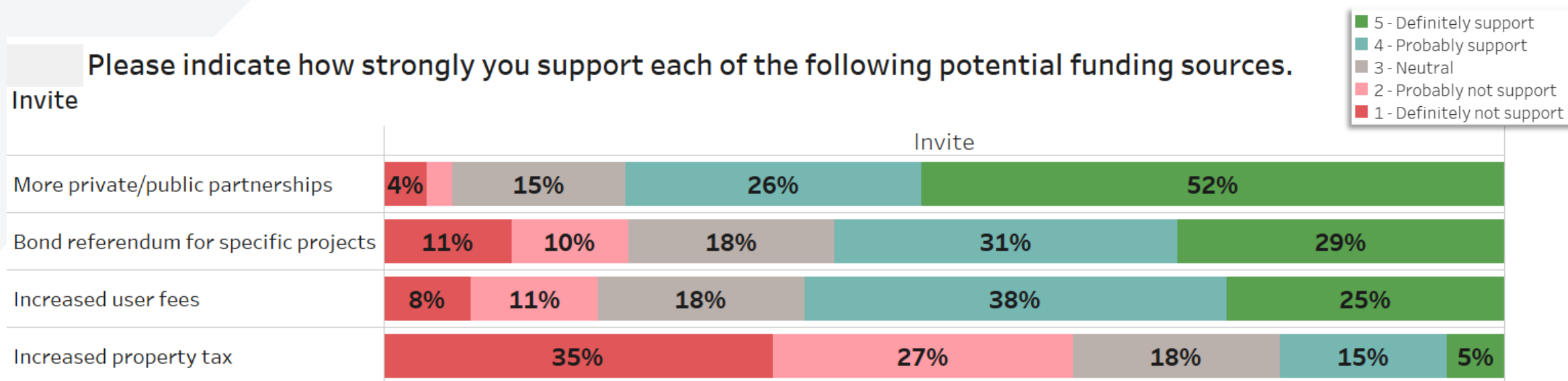


Source: RRC Associates

Types of Funding Support

By Invite Sample

Most of the Invite sample would support more private/public partnerships and would not support increased property taxes.

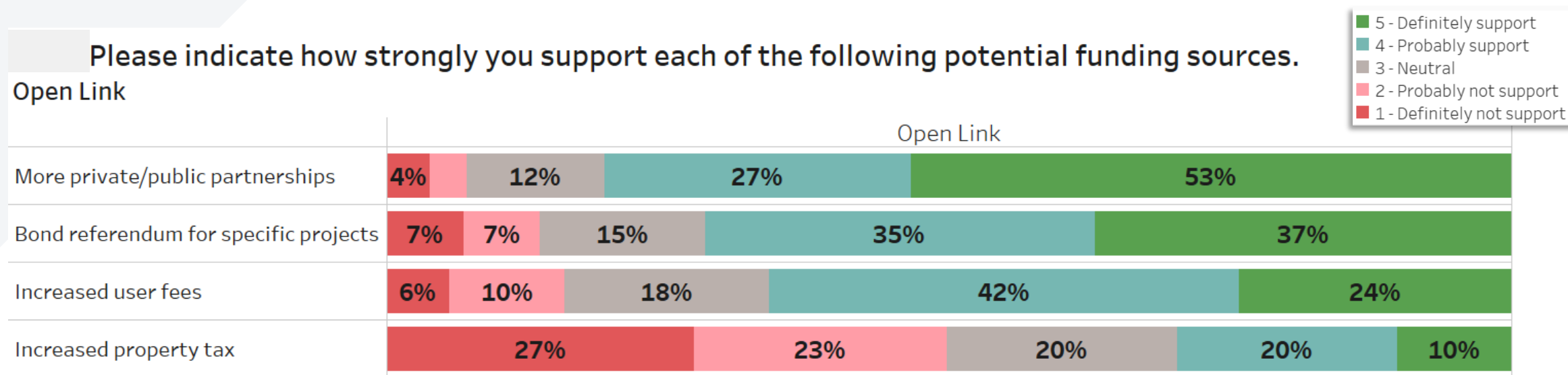


Source: RRC Associates

Types of Funding Support

By Open link Sample

The Open link sample reflects similar preferences to support more private/public partnerships and oppose increased property tax. This sample is also likely to support bond referendum for specific projects and increased user fees.



Source: RRC Associates

Additional Comments/Suggestions

A total of 465 comments were collected regarding additional comments and suggestions for the Town of Scarborough. Below are some common themes and verbatim quotes to illustrate the themes. A full list of comments can be found in the Appendix.

Growth




"If the Town weren't so set on rapid growth, there would be far less pressure on existing facilities and services."

"Scarborough is growing WAY too fast. We need more open spaces, wooded spaces, walking paths."

"Look forward to hearing how we can be creative in generating sources of revenue to support the much needed offerings to accommodate the population growth of our town."

Facilities Maintenance



"Our town should do a better job maintaining, updating, and improving the wonderful current parks we have."

"Maintaining cleaner facilities and outdoor spaces throughout the town would both benefit the environment and increase the satisfaction of residents and visitors. This will become increasingly important as the town's population continues to rise."

Beach



"My biggest issue is with the red algae that covers the beach during the hot summer days. The town should rake the beach more often as OOB does daily."

"Enforcement around dogs needs improvement. Dog owners are not following the posted signs at the beach requiring leashing."

"More parking is needed at Higgins and Ferry beaches."

Taxes



"I definitely do not support raising property taxes. They're more than high enough already. The town of Scarborough already has plenty of facilities and trails, etc. available."

"Do not put this burden on taxpayers! Find other ways to fund or don't do them at all."

Community



"We do need more for our growing community & for teens to do! Please complete a safe sidewalk all the way to 8 corner school from the library!"

"It's time for a community services center with a pool! I would love to have more recreational activities for kids starting at younger than age 4-5."

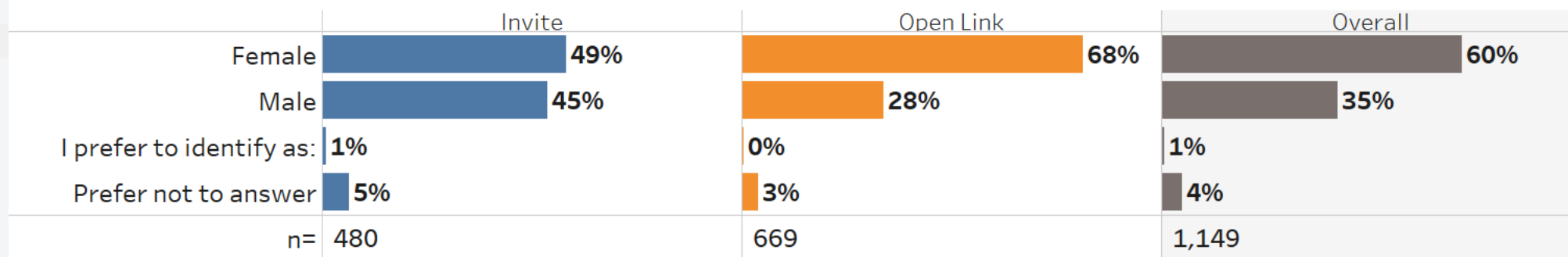
Demographics



Gender & Age

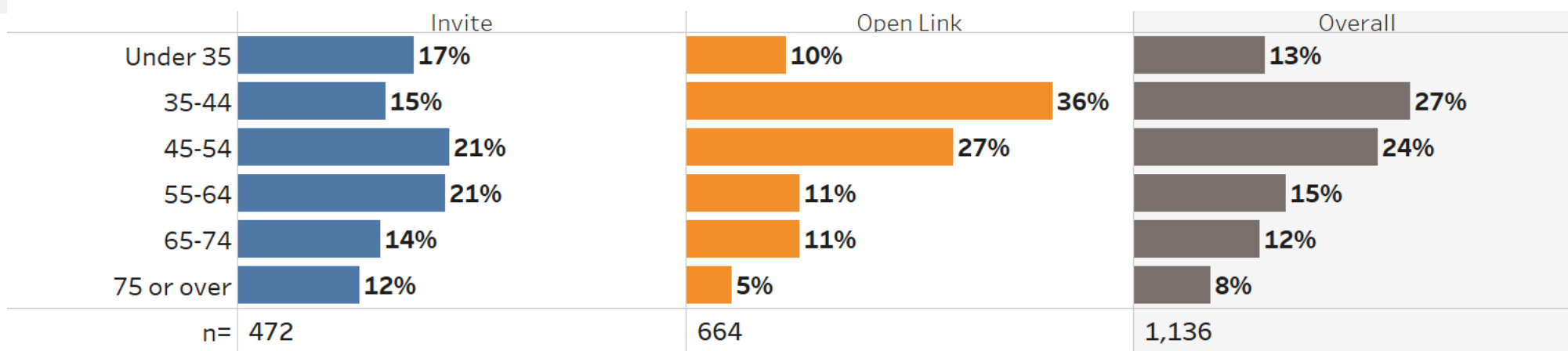
The Invite sample was weighted by gender and age to better reflect the community profile of Scarborough.

Please indicate the gender with which you identify:



Source: RRC Associates

What is your age?



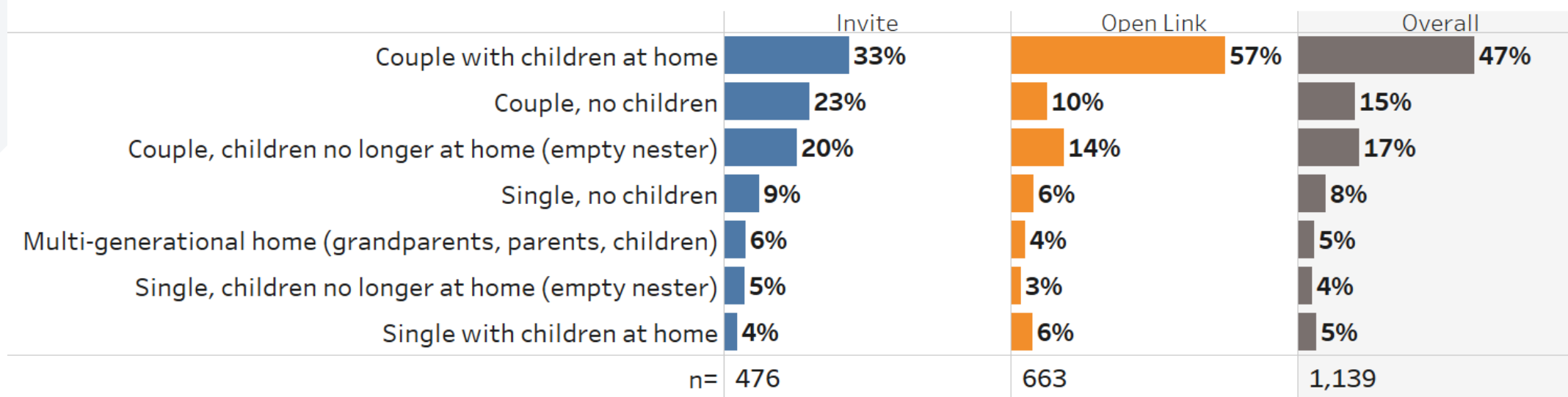
Source: RRC Associates



Household Makeup

The Invite sample shows that the majority of respondents are couples with children (33%) or couples no children (23%). The Open link respondents were particularly likely to include couples with children. This is one of the differences between Invite and Open respondents and should be kept in mind as the results of this survey are interpreted.

Which of these categories best applies to your household?

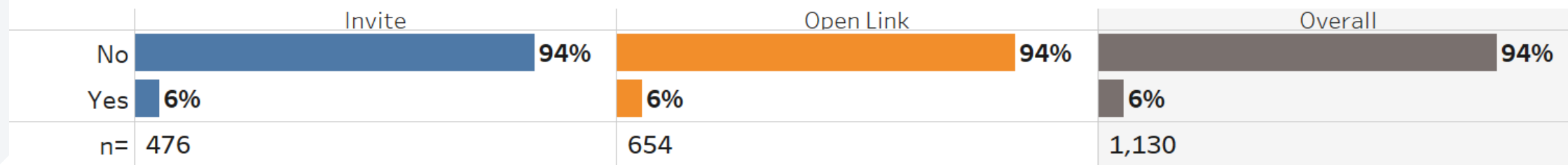


Source: RRC Associates

Need for ADA-accessible facilities and services

A total of 6% of households for both the Invite and Open link samples have a need for ADA (Americans with Disabilities Act) facilities and services.

Does your household have a need for ADA-accessible (Americans with Disabilities) facilities and services?

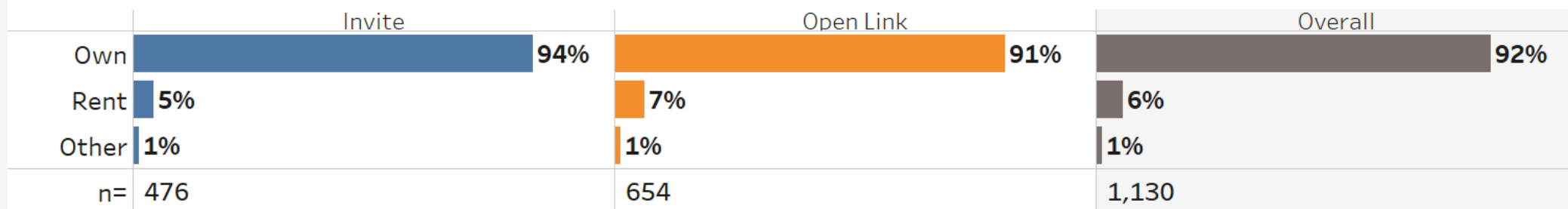


Source: RRC Associates

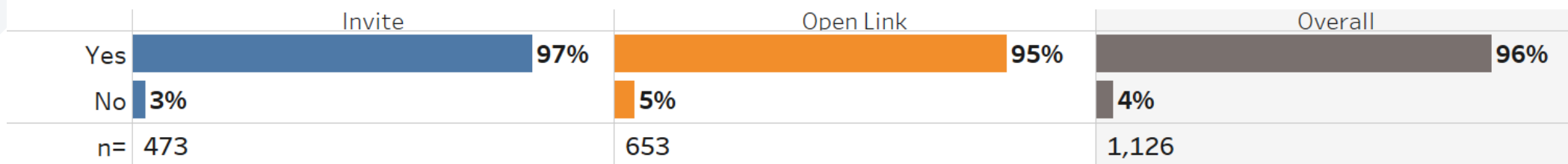
Voter Registration Status, Dog Ownership & Residence Ownership

Most of each sample group own their home (94% of Invite sample and 91% of Open link sample) and are registered voters. About half of each sample group owns a dog.

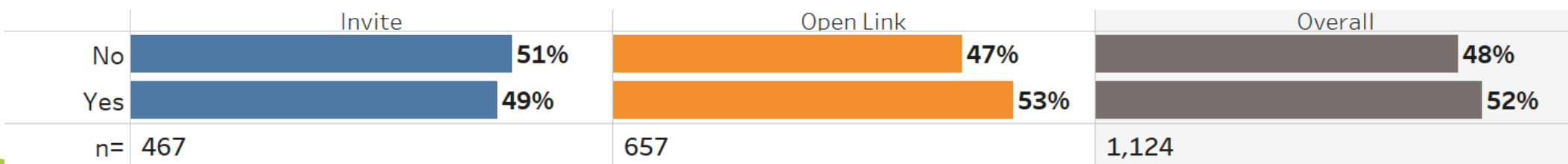
Do you rent or own your residence



Are you a registered voter in the Town of Scarborough?



Do you or a member of your household own a dog?



Source: RRC Associates

Ethnicity & Race

The Invite sample was also weighted by race and ethnicity to better reflect the community profile of LAC.

Are you of Spanish, Hispanic, or Latino origin?

	Invite	Open Link	Overall
Yes	1%	1%	1%
No	99%	99%	99%
n=	453	648	1,101

Source: RRC Associates

What race do you consider yourself to be?

	Invite	Open Link	Overall
White	95%	95%	95%
Some other race	2%	2%	2%
Asian	2%	2%	2%
American Indian and Alaska Native	1%	0%	1%
Black or African American	0%	0%	0%
n=	461	647	1,108

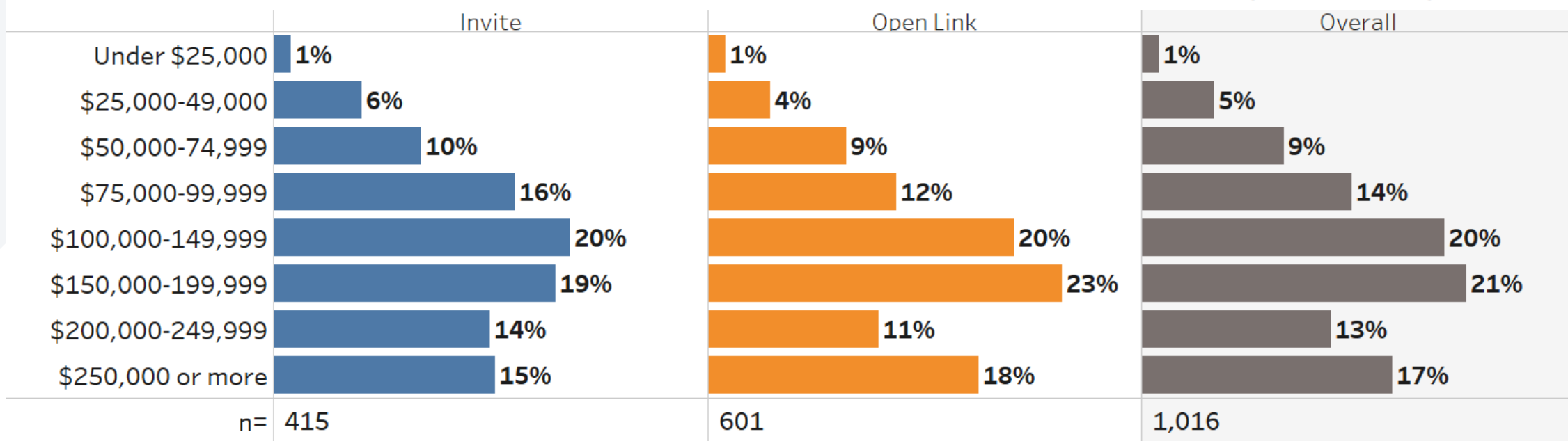
Source: RRC Associates



Income

Survey respondents are relatively affluent, with 20% of both groups earning between \$100-149,999 a year and 23% of Open link respondents earning between \$150-199,999 a year.

Which of these categories best describes the total gross annual income of your household (before taxes)?



Source: RRC Associates



RRCAssociates.com
303-449-6558

RRC Associates
4770 Baseline Road, Suite 355
Boulder, CO 80303