



SAIGON SOUTH
INTERNATIONAL SCHOOL

2018 - 2019



ANNUAL
REPORT



Dr. Catriona Moran
Head of School

SSIS Prepares Students for Success in a Changing World

Our SSIS parent community deserves to know how our school is performing in relation to our ambitious mission to make sure our students are “prepared for a purposeful life as a global citizen.” Parents also deserve to know how we are preparing their children for college success in the US and around the world; a world where the skills they will need to thrive and succeed are continuously changing.

We set out to provide concrete answers to parents through the questions “How does SSIS prepare students for success in this ever-changing world?” and “How does SSIS measure the intellectual and personal development of each student?” I am proud to present results to you, here, in our SSIS Annual Report of 2018-2019.

This report strives to capture what we do at SSIS that matters the most. As such, it focuses on student participation and performance in key areas and highlights our students’ success in the areas of academics, college admissions, athletics, and activities. In addition, we share our school’s growth in professional development, communications, and facilities.

As a school, we are dedicated to ensuring that our graduates are well-prepared to apply their knowledge and skills in novel ways, through uncharted territories. To succeed, our students will need excellent foundational skills, high academic standards, and a commitment to athletics and activities. They will also need a strong character and a dedication to personal development.

In this report, you will see our commitment to high academic standards through the excellent outcomes we share. You will also see the ongoing commitment to growth and improvement that the school demonstrates year after year.

Our students’ achievements are advanced and supported by the unwavering dedication of the Board, Leadership Team, Faculty, and Staff to realize the SSIS Schoolwide Strategic Plan in pursuit of the school’s mission. And, just as importantly, these achievements are supported by you through your commitment and involvement in your children’s lives and education.

I wish to personally thank you, the parents of SSIS, for entrusting us with your children. I look forward to continuing to develop and strengthen our partnership. Together, we can ensure that the young people in our care have every opportunity to realize their full potential and experience the bright futures they deserve.

Sincerely,

Catriona Moran

MISSION STATEMENT

SSIS is a college preparatory school committed to the intellectual and personal development of each student in preparation for a purposeful life as a global citizen.

OUR PHILOSOPHY

We believe that learning is an interactive process of discovery, where nurturing the attitudes necessary to lead a meaningful life is as important as developing the skills to succeed. Students, teachers, and parents alike, play an integral role in supporting this development.

That is why our school's mission, the foundation of our curriculum, incorporates more than just our areas of study. Deeply rooted in conceptual understanding, SSIS courses of study are student-centered and guide learners towards purposeful lives as global citizens.

The multi-cultural aspect of an international school can be a life-changing opportunity for a child. SSIS encourages students to make the most of this opportunity, to ensure their experience is as fulfilling and rewarding as possible.






CORE VALUES


Our Core Values are at the center of all we do. *Academic Excellence*, *Sense of Self*, *Balance in Life*, *Dedicated Service*, and *Respect for All*, play a vital role in every student's daily life and, along with their diplomas, will remain with them for the rest of their lives.

CORE VALUES & KEY CONCEPTS

More than 20 years ago, visionary founders Ferdinand Tsien and Lawrence S. Ting saw the need for a school that would offer more than a rich academic program. They believed that as educators, we must ask ourselves what type of individual we will send out into the world.

Based on that belief, they developed our Mission Statement and our Core Values, which guide our students to graduate with a rich academic experience that includes art, music, drama, and athletics. An SSIS graduate is expected to actively seek acts of service and to look upon others as equal in dignity and worthy of respect. Our graduates will continue to nurture a sense of responsibility towards their immediate and extended community, locally and globally, as they venture out into the world.

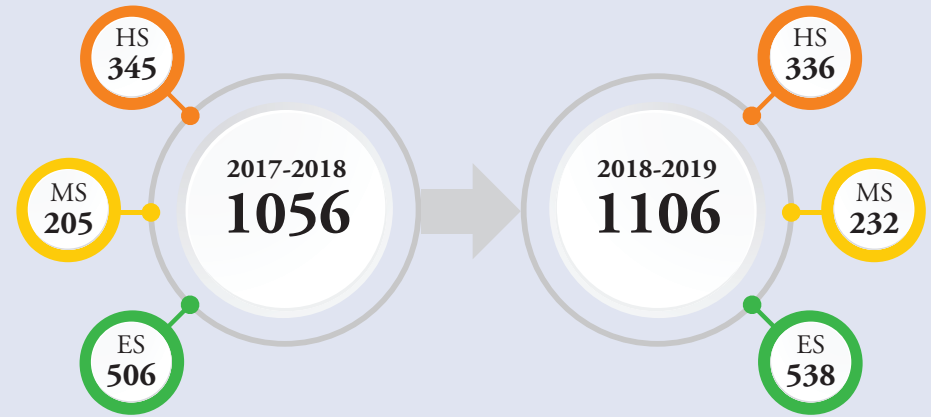
	ACADEMIC EXCELLENCE	
	1. Academic Standards 2. Challenging Academic Program 3. Critical Thinking	4. Self-management 5. Collaboration 6. Foundational Knowledge
	SENSE OF SELF	
	1. Character 2. Lifelong Learning	3. Leadership 4. Sense of Community
	RESPECT FOR ALL	
	1. Respect 2. Diversity	
	BALANCE IN LIFE	
	1. Holistic Education 2. Wellness 3. Balanced Obligations	
	DEDICATED SERVICE	
	1. Community Service 2. Service Learning 3. Social and Environmental Responsibility	



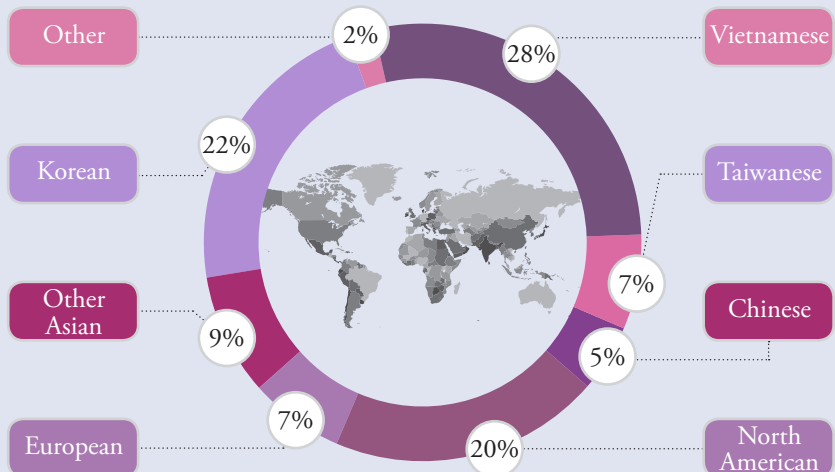
OUR STUDENTS



STUDENT POPULATION

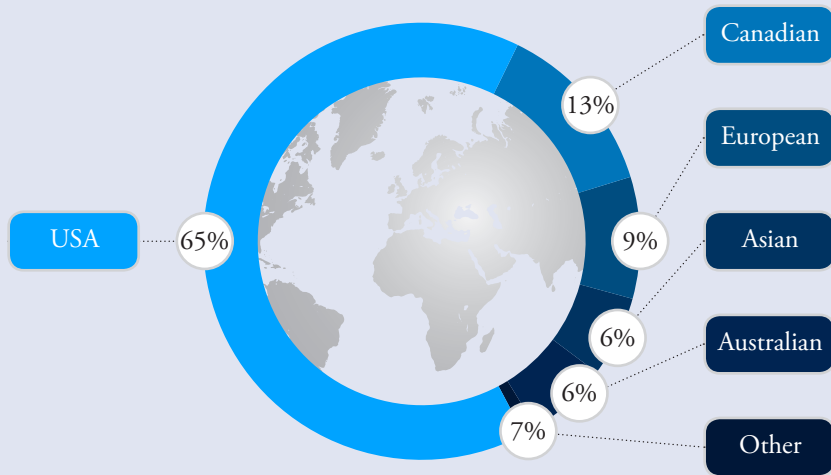


STUDENT NATIONALITIES



OUR TEACHERS

NATIONALITIES



DEGREES

BA 28%


MA 68%

Ph.D 4%

Average Years
of Experience
17 Years

Average Years at
SSIS
3.95 Years

PROFESSIONAL DEVELOPMENT



COLLEGE AND UNIVERSITY ACCEPTANCES CLASS OF 2019

As of June 2019, our students applied to 16 different countries with a total of 270 acceptances. The five countries with the most acceptances are as follows: United States, Canada, the Netherlands, Hong Kong, South Korea, Australia. 61% of the students from the Class of 2019 applied to at least one school in the United States.

USA

American University +
Baylor University
Beloit College
Bentley University + *
Blue Mountains International Hotel Management School
Boston University + *
California College of the Arts
California State Polytechnic University - Pomona
Carnegie Mellon University
Clemson University
Colorado State University
Cornell University +
Dartmouth College
DePaul University *
Drexel University +
Fairleigh Dickinson University
Fordham University +
Furman University
Georgetown University
Hult International Business School +
Indiana University at Bloomington +
John Cabot University
La Salle University
Lesley University
Manhattan College
Maryland Institute College of Art +
Miami University, Oxford
New York Institute of Technology
New York University + *
Northeastern University + *
Northwestern University
Oregon State University
Pace University + *

Pennsylvania State University +
Pepperdine University
Pratt Institute
Princeton University *
Purdue University +
Rochester Institute of Technology +
Rollins College
Rutgers University
Santa Clara University *
School of the Art Institute of Chicago +
School of Visual Arts
Seattle University +
St. John's University
Stanford University
Stony Brook University +
Suffolk University *
Syracuse University
Temple University *
The George Washington University +
The Ohio State University
Tufts University
University of Arizona +
University of California, Berkeley +
University of California, Davis + *
University of California, Irvine +
University of California, Los Angeles +
University of California, Riverside *
University of California, San Diego +
University of California, Santa Barbara +
University of California, Santa Cruz
University of Chicago *
University of Cincinnati
University of Colorado at Boulder
University of Connecticut
University of Georgia
University of Illinois at Chicago +

University of Illinois, Urbana-Champaign +
University of Massachusetts, Amherst +
University of Michigan *
University of Oregon
University of Pennsylvania
University of Pittsburgh
University of San Diego
University of San Francisco +
University of South Florida
University of Southern California + *
University of Virginia
University of Washington + *
University of Wisconsin, Madison +
Washington State University
Wellesley College *

NORTH AMERICA

McGill University + *
McMaster University
Queen's University +
Quest University
Simon Fraser University +
York University +
University of British Columbia +
University of Calgary +
University of Toronto + *
University of Waterloo + *
Universidad Anahuac *

AUSTRALIA/ASIA

Ateneo de Manila University
Chinese University of Hong Kong +
City University of Hong Kong
Hong Kong University of Science and

Technology +
Korea Advanced Institute of Science and Technology + *
Macquarie University
Seoul National University + *
Sophia University
University of Melbourne *
University of Sydney +
University of Technology Sydney
University of New South Wales +
University of Hong Kong +
Waseda University

EUROPE

Amsterdam University College +
Binghamton University
Cologne Business School +
Erasmus University Rotterdam + *
Erasmus University College
Imperial College London
Jacobs University
Leiden University College
The Hague + *
Tilburg University
University of Amsterdam + *
University College Tilburg *
University College London
University of Edinburgh
University of Manchester
University of Newcastle
Wageningen University

+ Denotes multiple acceptances
* Denotes student(s) attending

MATRICULATION CLASS OF 2019 57% North America 22% Asia 11% Australia 10% Europe

ATHLETICS

2018 - 2019 was yet another exciting year for Dragon Athletics, who continue to build on a reputation for strong athletics and sportsmanship. Taking home more than 10 championships in Soccer, Volleyball, and Basketball, the Dragons demonstrated their athletic abilities at MRISA, SISAC, and SEASAC. We hosted our first ever SEASAC Division 2 competition, and spirits were high as both SSIS HS Boys and HS Girls Volleyball took first place on the home court! Dragons have now moved up to Division 1 for the 2019 - 2020 year. SSIS teams also won nearly half of the MRISA tournaments they participated in. ES Girls A Basketball and Soccer were among the winnings teams at SISAC competition.

We are excited to have added additional competitive opportunities for our students in the following new SEASAC events: Volleyball, Soccer, Basketball, Junior and Senior Swimming, Golf, Arts, and Cross Country Running. Go Dragons!



ES SPORTS

Season	Total Teams	Total Sports
1	8	2
	Total Athletes 104	Participation 65%
Season	Total Teams	Total Sports
2	4	2
	Total Athletes 44	Participation 28%
Season	Total Teams	Total Sports
3	8	2
	Total Athletes 91	Participation 57%



MS SPORTS

Season	Total Teams	Total Sports
1	8	3
	Total Athletes 112	Participation 48%
Season	Total Teams	Total Sports
2	8	2
	Total Athletes 113	Participation 49%
Season	Total Teams	Total Sports
3	10	2
	Total Athletes 95	Participation 41%



HS SPORTS

Season	Total Teams	Total Sports
1	12	4
	Total Athletes 122	Participation 36%
Season	Total Teams	Total Sports
2	9	3
	Total Athletes 79	Participation 24%
Season	Total Teams	Total Sports
3	5	2
	Total Athletes 47	Participation 14%

SSIS TEAMS

2018-2019

	Champs	Finalists
ES	2	4
MS	6	4
HS	5	5

AFTER SCHOOL ACTIVITIES

The after-school activities program provides students the opportunity to learn new skills while developing their SSIS Core Values.

In after-school activities ranging from cooking to robotics, students interact with peers, often across grade-level, giving them a forum outside of the classroom to socialize, take risks, and build self-confidence and independence.

In high school, many of the after-school activities are service clubs. Service clubs offer opportunities for students to have an impact extending beyond our classrooms and into the community. Through the clubs, students have built houses, taught English, and worked actively on raising environmental awareness.



ES

ASAs Offered **165**

Avg. Participation Rate **32%**



MS

ASAs Offered **45**

Avg. Participation Rate **16%**



HS

ASAs Offered **83**

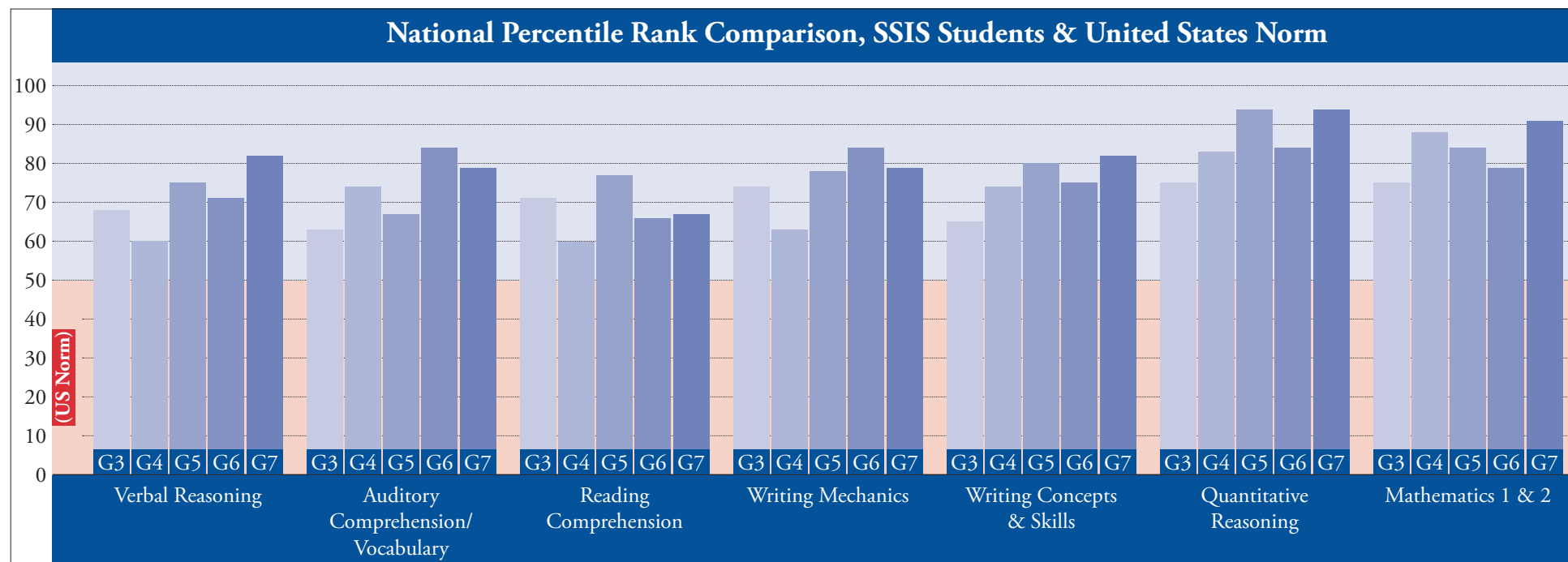
Avg. Participation Rate **32%**



CTP

The CTP is an assessment test for high-achieving students in areas such as reading, listening, and mathematics. In 2017 - 2018, SSIS moved from the MAP assessment system to the CTP for grades 3 - 7, as it more accurately allows us to assess our students in comparison to other high-achieving student populations.

SSIS students' median percentile consistently ranks above the CTP United States norm (50th percentile). Our students are particularly strong in Quantitative Reasoning and Mathematics 1 & 2, ranking well-above the US norm.



IB


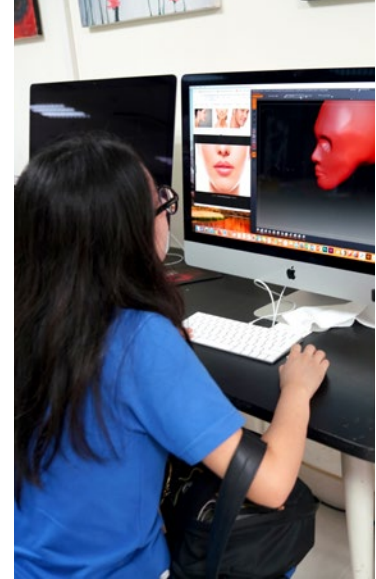
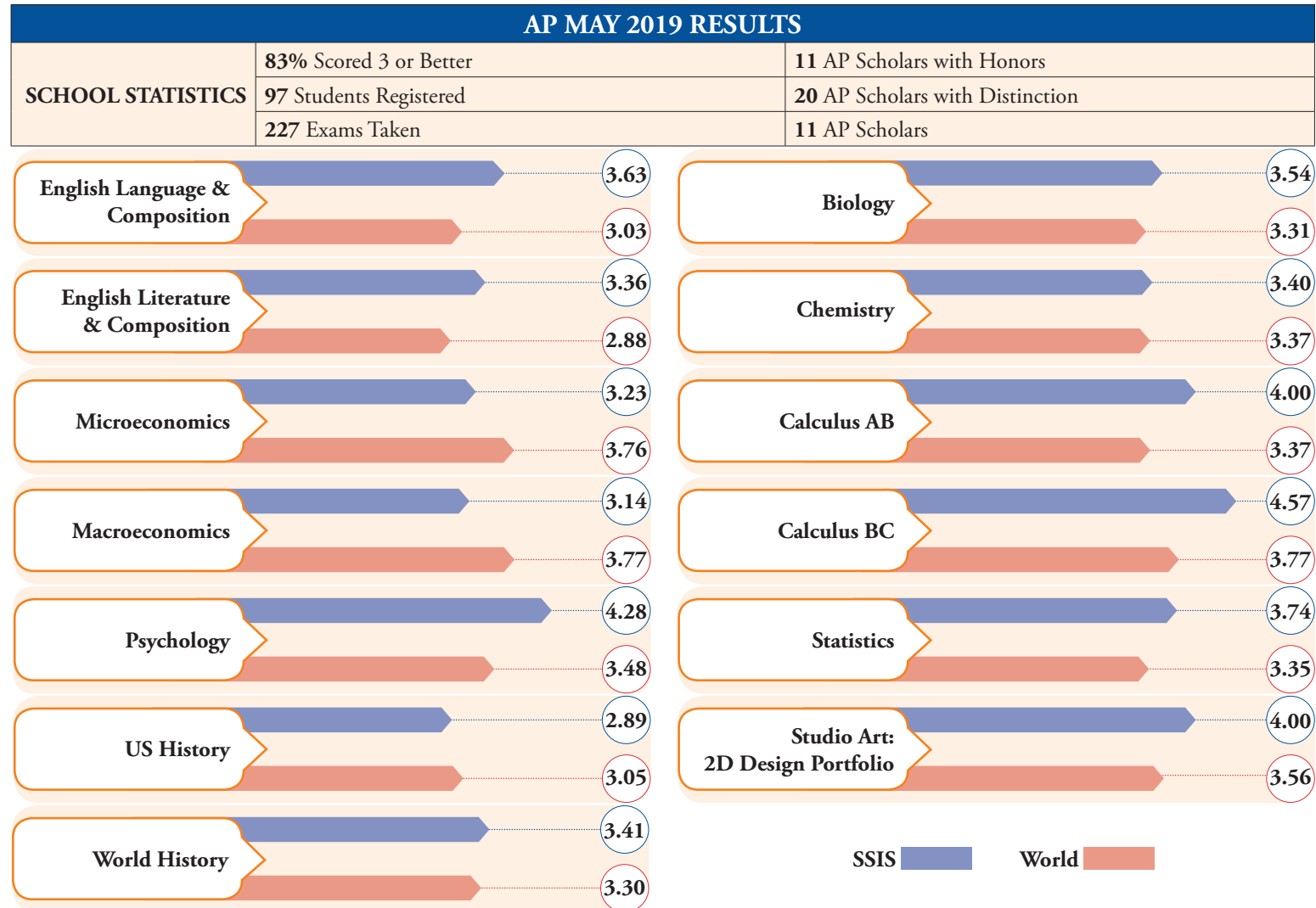
The International Baccalaureate (IB) Diploma Programme is a widely recognized, well-rounded, rigorous course of study for the final two years of high school. Students are required to take a total of 6 subjects, complete Creativity, Activity, and Services (CAS) activities, complete a Theory of Knowledge class and write an original 4000-word Extended Essay. Each subject has an external exam, which is graded on a scale of 1-7. To be awarded the IB Diploma, students must earn 24 points on the exams and complete all of the requirements listed above.

SUBJECT	Avg. grade (SSIS)		Avg. grade (World)		Highest grade (SSIS)		IB MAY 2019 RESULTS
	HL	SL	HL	SL	HL	SL	SCHOOL STATISTICS
English A Lang. & Lit.	5.58	4.73	4.96	5.07	7.00	6.00	49 Diploma candidates registered
English A Lit.	6.00	4.25	4.66	4.98	7.00	5.00	
Korean A Lang. & Lit.	6.83	6.00	6.08	5.98	7.00	6.00	
Mandarin B	N/A	6.05	N/A	5.99	N/A	7.00	477 Subject exams taken
Mandarin ab initio	N/A	6.38	N/A	4.40	N/A	7.00	
Spanish ab initio	N/A	4.94	N/A	4.96	N/A	6.00	
Spanish B	6.00	6.00	5.32	5.03	7.00	7.00	44 Candidates awarded the IB Diploma
Economics	4.83	4.85	5.08	4.65	6.00	6.00	
Geography	5.41	5.67	5.17	4.77	7.00	7.00	
History	5.25	5.00	5.05	4.44	6.00	6.00	34 Average points obtained by diploma candidates
Environmental Sys. & Soc.	N/A	4.67	N/A	4.14	N/A	6.00	
Biology	4.92	5.00	4.33	4.17	7.00	6.00	
Chemistry	4.80	4.25	4.50	4.00	6.00	6.00	42 Highest diploma points awarded to a candidate
Computer Science	N/A	3.88	N/A	3.82	N/A	6.00	
Physics	5.08	3.50	4.64	4.03	7.00	5.00	
Math Studies	N/A	4.55	N/A	4.16	N/A	6.00	5.38 Diploma candidates' average exam score
Math	5.10	4.46	4.68	4.18	7.00	7.00	
Music	4.00	N/A	4.71	N/A	5.00	N/A	
Visual Arts	5.23	5.50	4.26	3.76	6.00	7.00	



AP

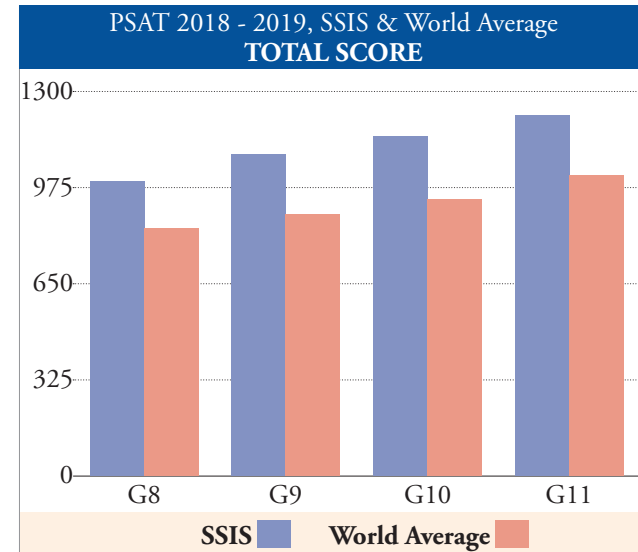
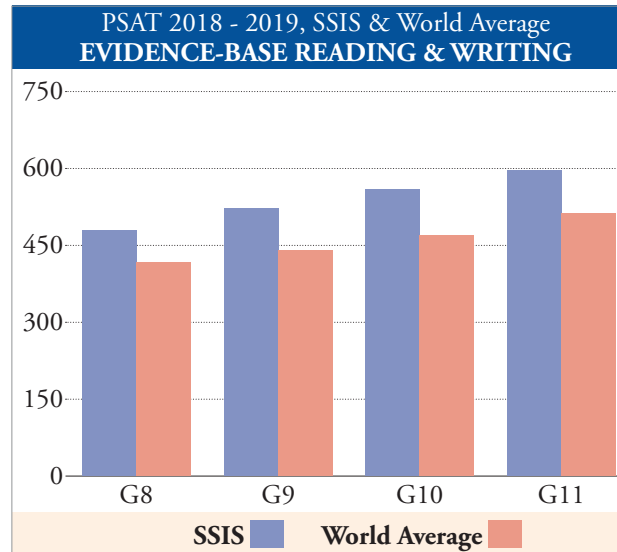
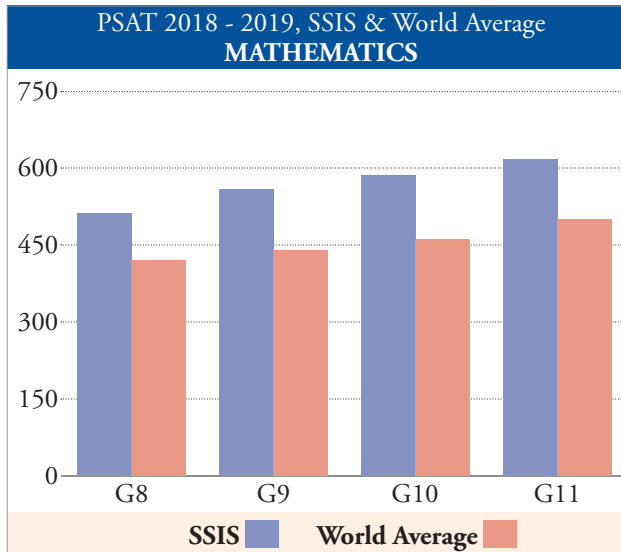
The Advanced Placement (AP) program offers standardized courses to high school students. AP courses are generally recognized as the equivalent of undergraduate courses in college. An exam score of 3 or above is considered passing. Many competitive universities will grant college credit to students who score a 4 or 5 on their exams.



PSAT

The PSAT was devised by the College Board to assist students with overall preparedness for the SATs. All of the PSAT tests are scored along a scale similar to the SAT, making it easy to demonstrate growth across years. US citizens qualify for the National Merit Scholarship based on their PSAT results.

SSIS students consistently performed above the world average, and have improved their results each year.



SAT

At SSIS, students typically take the SAT both in grades 11 and 12. It is up to the individual student to determine how many times they want to take the SAT. For this SSIS reports the overall average of each student's best score.

For the class of 2019, the average score for Evidence-based Reading and Writing (ERW) was 637. For Mathematics, the average score was 685. By comparison, world averages were 536 for ERW and 531 for Mathematics. SSIS students consistently exceed the ERW average by more than 100 points, and the Mathematics average by over 150 points.

SAT EXAM RESULTS

Evidence-based Reading
and Writing Mean
637

Math Mean
685

COMMUNICATION

There are many ways that we strive to keep our SSIS community informed about what is happening at school. That is why we provide several channels for our families to connect and engage with us. We understand that this has a direct effect on your family's experience at SSIS, and your child's learning.

In an effort to reach as many parent groups as possible, Dr. Moran initiated "Coffee with Dr. Moran" sessions in the fall of 2018. The sessions, hosted in the four majority languages of our parent population (English, Vietnamese, Korean, and Mandarin) were well-received, giving our parents an opportunity to connect directly with our Head of School. As in previous years, we also continued with coffee mornings led by divisional Principals, as well as by Technology and Literacy Coaches, and by our Curriculum Director.



WEBSITE TRAFFIC



45,435 Users:

The number of people who visited our site

189,270 Page Views:

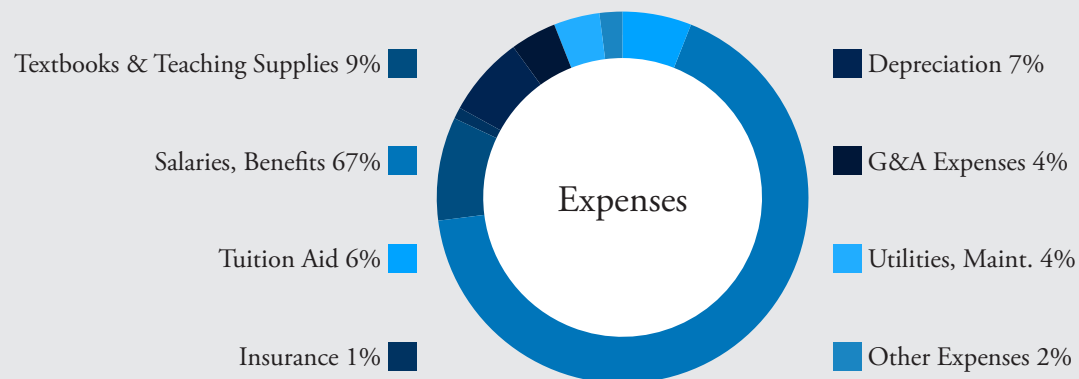
A view of a page on the site



SCHOOL FINANCES

The positive impact that our revenue has on our students' educational experience is fundamental to who we are as a school. As the only proprietary, not-for-profit school in Ho Chi Minh City, our revenue is invested directly into our students. This means that we can consistently attract and retain the highest-qualified educators. It also means that we invest in the best educational resources and continue to make upgrades and improvements to our educational facilities.

Over the next coming years, you will see many additional enhancements to our facilities as we continue to develop the environments that best support your children's learning and growth.



PARENT TEACHER ASSOCIATION (PTA)



This school year, our community benefited in many ways from the strong support shown by the dynamic and resourceful Parent Teacher Association (PTA) board and their team.

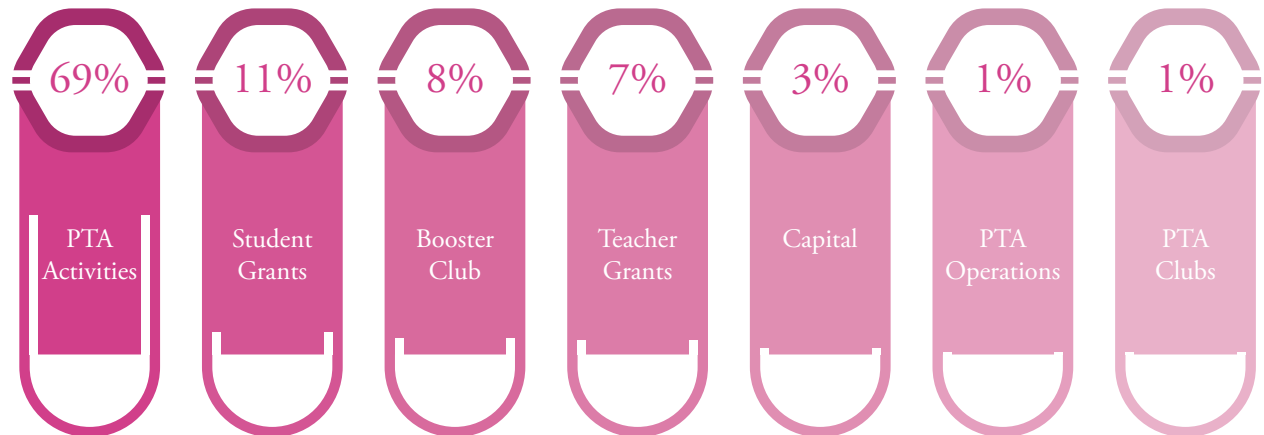
Continuing their tradition of hosting wonderful events, the PTA organized a variety of celebrations for our SSIS community. The celebrations that we have all come to look forward to each year include Family Fun Day, International Festival, Moon Festival, and Halloween Festival. The PTA also hosted the annual Teacher Appreciation Lunch, supported the fun at the MS Blast, and made sure HS students enjoyed hearty Exam Brunches.

The Booster Club, launched successfully in 2017, continued raising funds for our student-athletes with Friday BBQs. All student-athletes received pins for each sport that they participated in.

Despite all of their hard work, the PTA even found time to launch several new events: Holiday Tree Lighting, Spring Bazaar, Valentine's Day Flower sale, and Teachers' Day Flower sale.

Parents enjoyed socializing while learning new skills in the Arts & Crafts Club, Book Club, Cooking Club, Saigon Explore Club, Vietnamese Chitchat Club, and Booster Club.

PTA also issued grants to many HS student-led activities and events, such as Ben Tre Project, Oscars Night, and others.



EXPENDITURE

CAMPUS UPGRADES



Security Booth Improvements



Natural Atrium Shading




Increased Signage



Floodlights on Back Athletic Field



Athletic Office Expansion



Rainwater Drainage