

Get My TSIA2 Scores

You or want to access older test scores, follow the steps below.

Instructions

1. Go to the ACCUPLACER student portal.

<https://studentportal.accuplacer.org/#/studentisr>

You'll need to provide your name, date of birth, student ID, and where you took the test. If you don't remember your student ID, contact the school where you took the test.

2. Submit your information and click "Send Reports."

We'll send a link to view and print your test results to the email address you provided when you took your ACCUPLACER test.

3. Check your email.

If you don't see an email with your ACCUPLACER score report, make sure you're checking the same email address you gave when you took the test. If you still can't find your score report, contact the school where you took the test.




Your ACCUPLACER Score Report

Looking for your ACCUPLACER placement test results? Enter your information below and if found, click Send Reports and we'll email you a link to view and print your test results. If you cannot remember your Student ID, please contact your Institution.

[Click here](#) for Instructions to retrieve and share your Individual Score Report (ISR).

All fields are required and refer to where you took the test.

Find your Test Results

Student ID <input type="text"/>	First Name <input type="text"/>	Last Name <input type="text"/>	Date of Birth <input type="text" value="MM/DD/YYYY"/> 
Institution Country <input type="text" value="-Select One-"/> 	Institution State <input type="text" value="-Select One-"/> 	Student Institution <input type="text" value="-Select One-"/> 