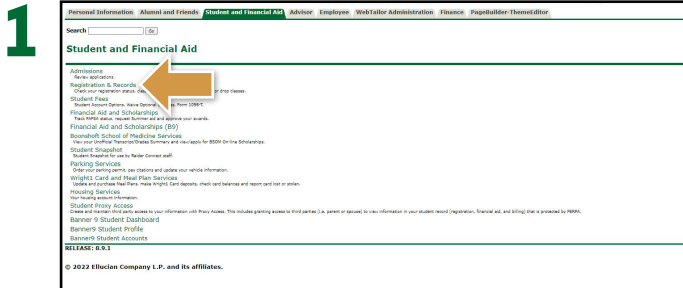
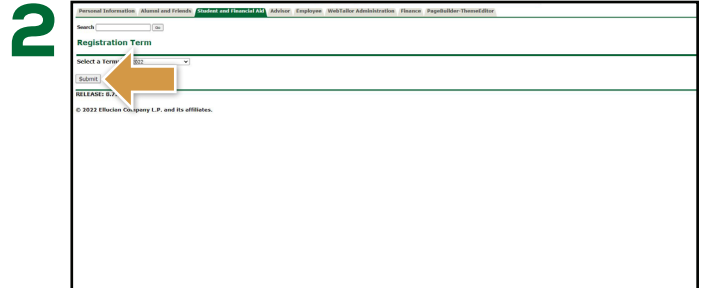


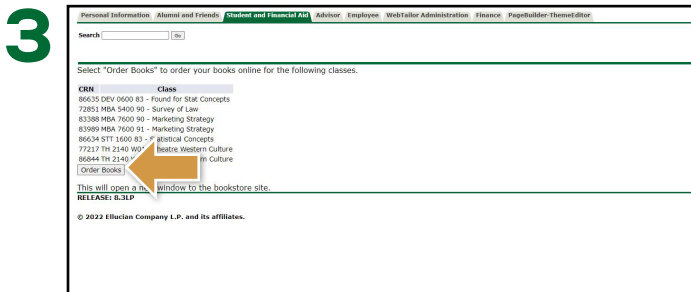
# How To Order Textbooks



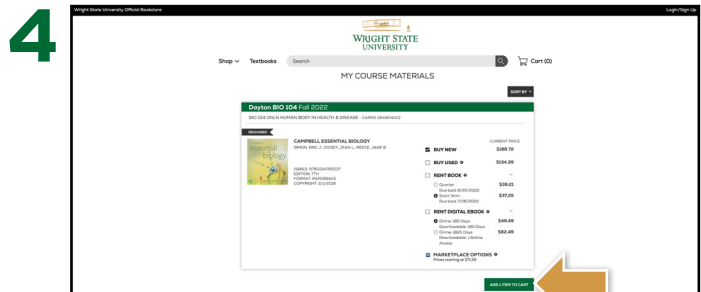
Log into your WINGS portal and select the **WINGS Express** icon. Select the **Student and Financial Aid** Tab and select **Registration & Records**.



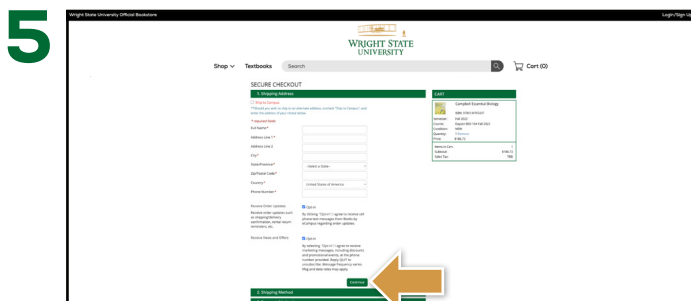
Select **Order Books** next to **Dayton and Lake Campus**, select the current term from the drop menu and select **Submit**.



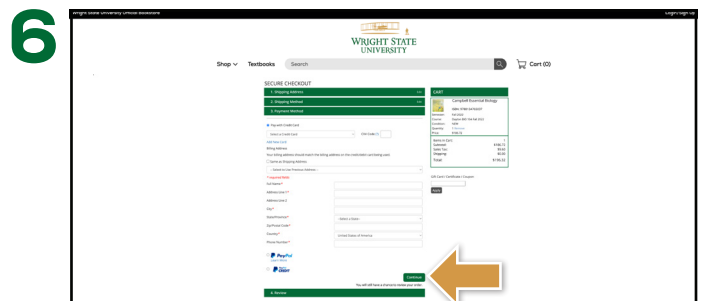
Courses you have enrolled in will automatically populate. At the bottom of the page, select **Order Books** to view your required materials for that term.



Courses you're enrolled in will automatically populate. Select your purchasing options and select **Continue**. On the next page, review your order and select **Proceed to Checkout**.



Begin the checkout process by entering your shipping address, or choosing **Ship to Campus**. Select **Continue** to choose your shipping method.



Select your method on the payment screen: credit/debit card, Wright 1 Card, PayPal, and financial aid. Select **Continue** to review. If a rental is selected, a credit card is required for collateral and will not be charged unless the book is returned damaged, or not returned. On the next page, select **Place Order** to receive your confirmation.