



West Virginia DEPARTMENT OF  
**EDUCATION**

# **West Virginia Score Report for the SAT School Day**

2022



West Virginia DEPARTMENT OF  
**EDUCATION**

# SAT SCHOOL DAY REPORT

# What is the SAT School Day?

The SAT School Day, a version of the College Board's SAT test, is given by states and school districts on an instructional day during the school year.

*The SAT is the College Board's flagship college and career readiness assessment. For nearly a century, it has been used successfully worldwide in combination with factors such as high school GPA to assess student preparedness for and to predict student success in postsecondary education.*

- Test Specifications for the Redesigned SAT, 2015 Executive Summary

# What content is assessed by the SAT School Day?

The SAT School Day is composed of an Evidence-Based Reading and Writing section and a Math section.

An Analysis of Science score also is provided.



# Who takes the SAT School Day?

The SAT School Day is taken by students in Grade 11.

# When is the SAT School Day administered?

The SAT School Day is administered annually in the spring of the school year and results are shared with parents in the fall of the next school year.

# How much time does the SAT School Day take?

The SAT School Day is a timed test and takes about 3 hours and 50 minutes to complete.

# How are the results from the SAT School Day used?

The results from the SAT School Day are used by the school district and state for long-range planning and for state accountability.

Students may use the results from the SAT School Day for college entrance, college placement, and scholarship applications.





West Virginia DEPARTMENT OF  
**EDUCATION**

# **West Virginia Parent Report for the SAT School Day**

Page 1



This past spring, John participated in the administration of the SAT School Day as part of our statewide testing program. This college- and career-readiness test provides information about John's performance on the Evidence-Based Reading and Writing, math, and science sections of the SAT School Day. This year, the SAT School Day did not include the SAT essay.

John might have accessed their online College Board account to see how their scores compared to the College Board's SAT college- and career-readiness benchmarks. This four-page report places test performance into grade-appropriate achievement levels for a Grade 11 student. In addition to the achievement levels, you will find a variety of subscores. These subscores provide you with additional information about each test.

While information in this report is reflective of the last school year, the information is vital to helping John improve achievement during this school year and prepare for the future after graduation.

We encourage you to use this report to start a conversation about John's progress in school so together we can provide the best education for our students as we address learning gaps that might exist.

Sincerely,

W. Clayton Burch  
State Superintendent of Schools

## West Virginia SAT School Day Spring 2022 Grade 11

What does this tell you about  
your child?

- ✓ SAT Scores
- ✓ Achievement Levels
- ✓ Ideas for Help

For additional information:  
[www.wvde.us/SAT](http://www.wvde.us/SAT)

Student  
Information

Page 1 of the Parent Report  
gives Student Information  
and a message concerning  
the SAT School Day.

Message





West Virginia DEPARTMENT OF  
**EDUCATION**

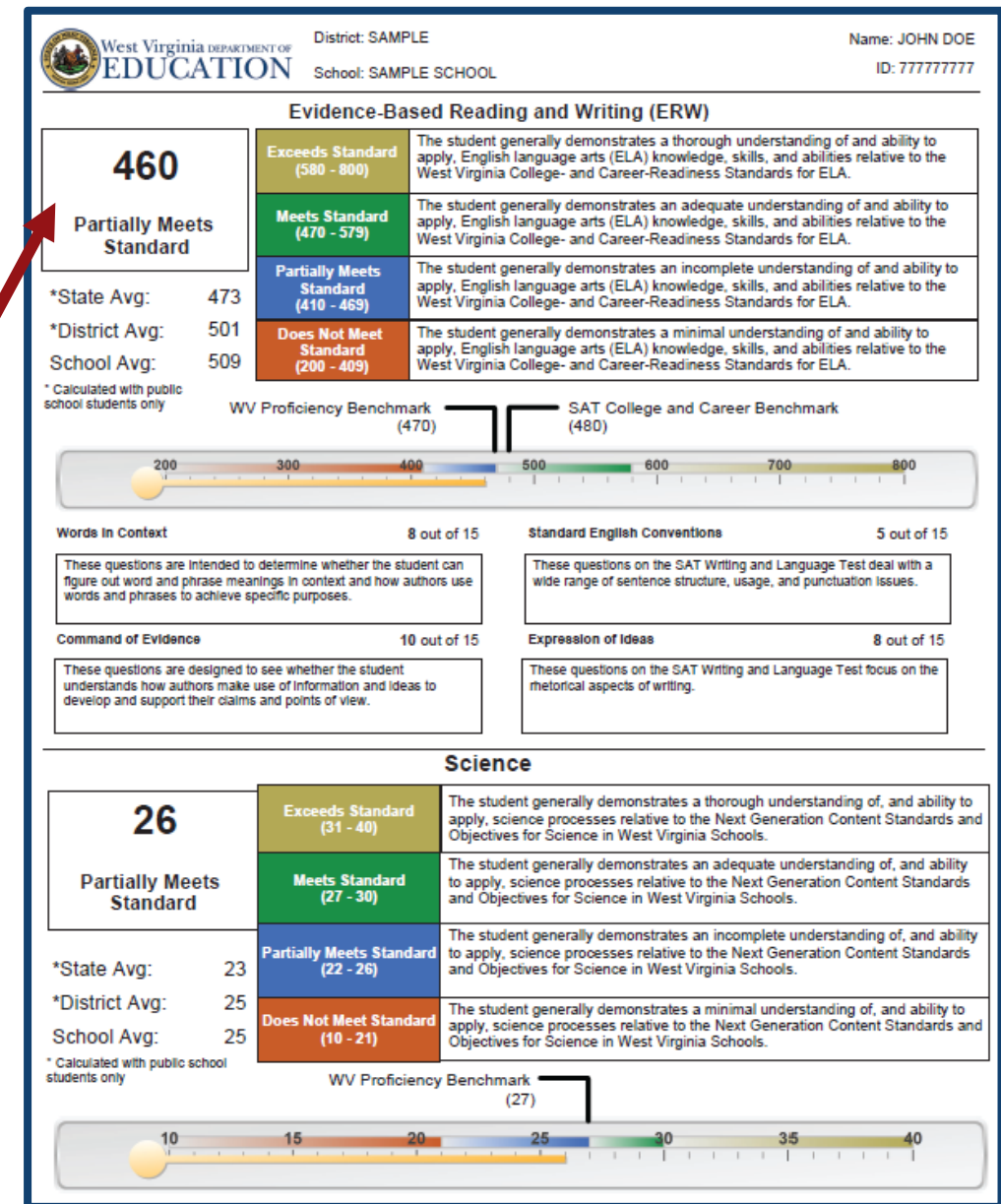
# **West Virginia Parent Report for the SAT School Day**

**Page 2 – ERW and Science**

# Page 2 of the Parent Report is about your student's Evidence-Based Reading and Writing (ERW) score and Analysis of Science score.

You will find:

- Your student's ERW score and achievement level

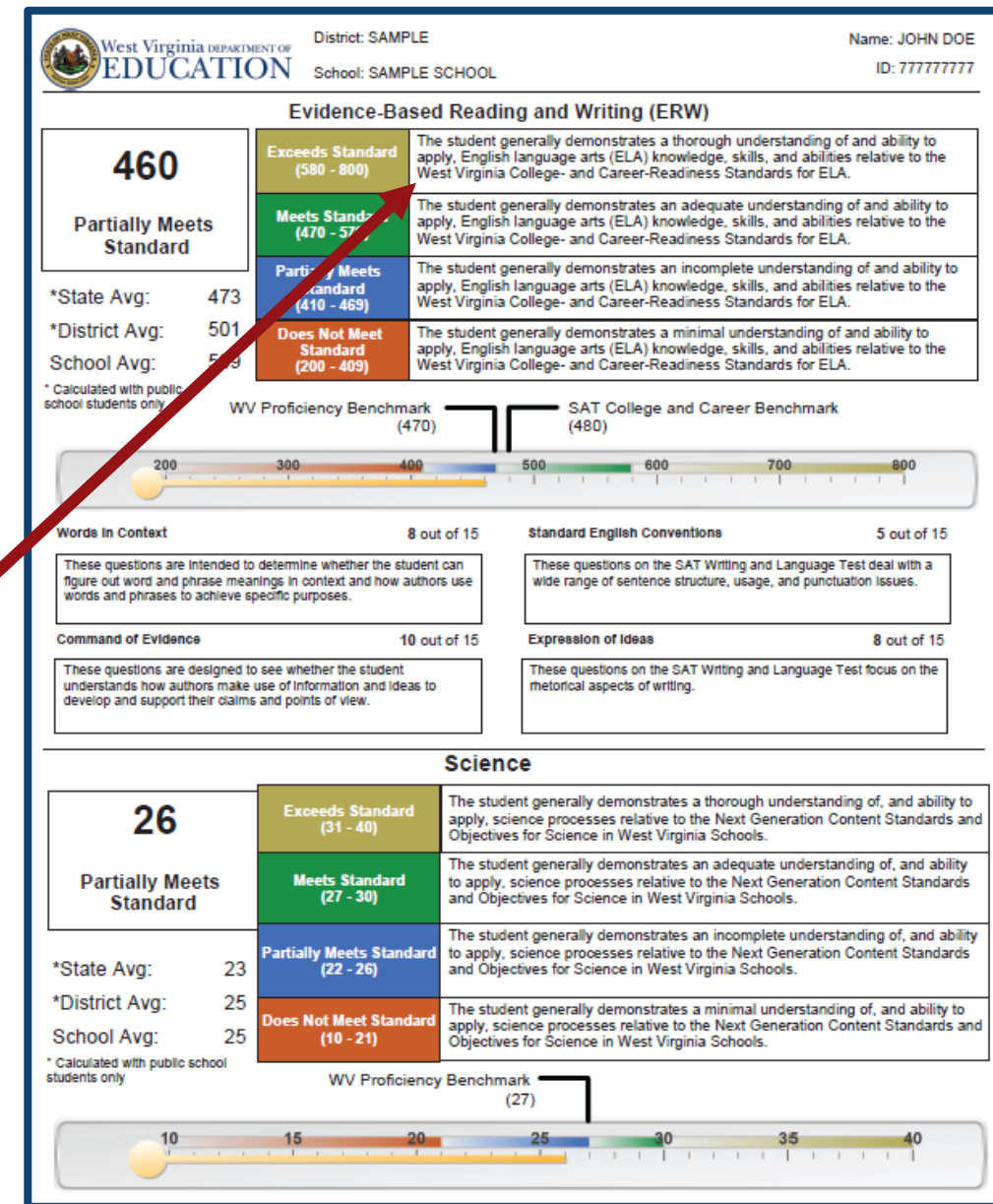




# Page 2 of the Parent Report is about your student's Evidence-Based Reading and Writing (ERW) score and Analysis of Science score.

You will find:

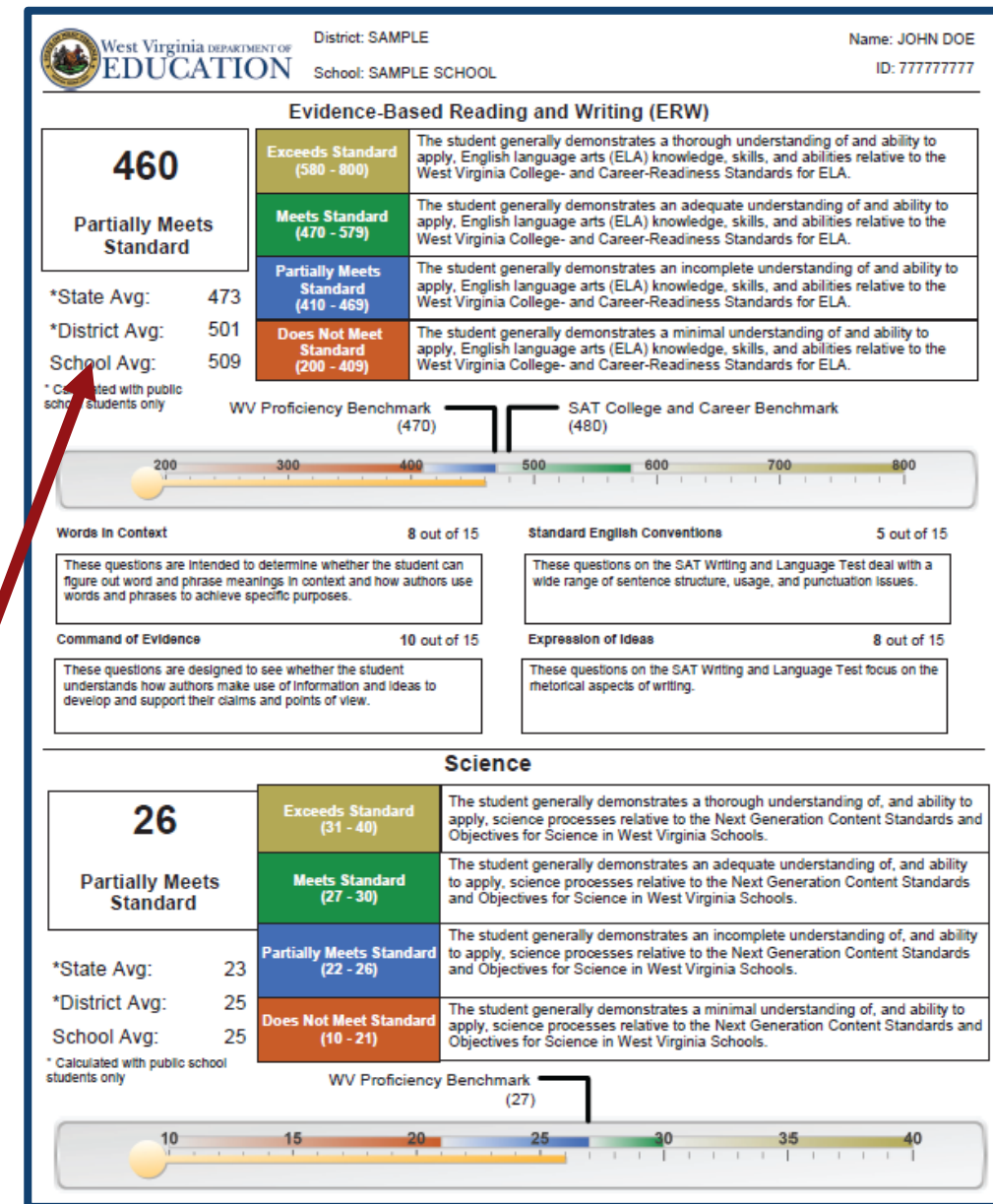
- Your student's ERW score and achievement level
- Your student's achievement level description



# Page 2 of the Parent Report is about your student's Evidence-Based Reading and Writing (ERW) score and Analysis of Science score.

## You will find:

- Your student's ERW score and achievement level
- Your student's achievement level description
- The average ERW scores at the school level, the district/county level, and the state level

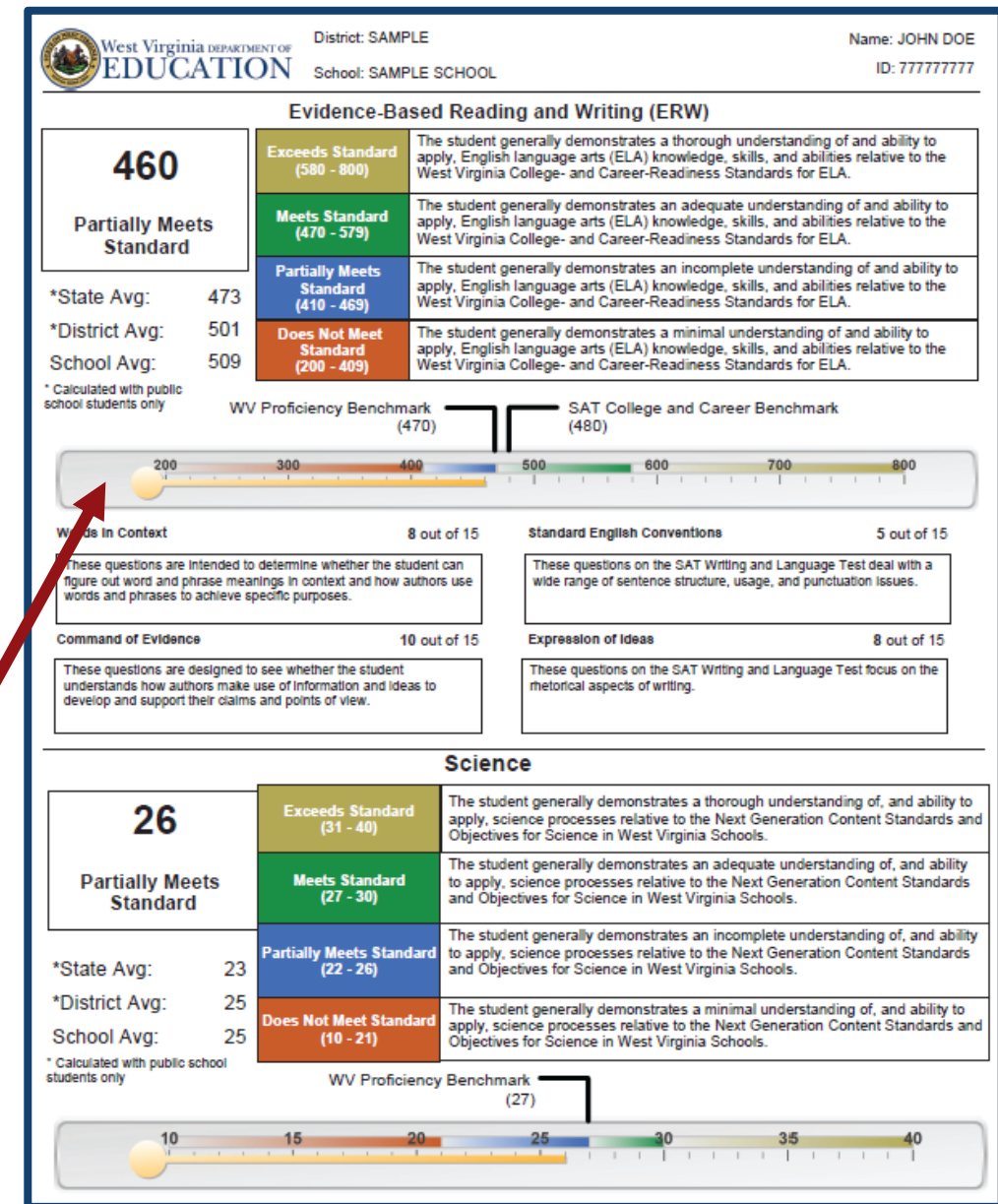




# Page 2 of the Parent Report is about your student's Evidence-Based Reading and Writing (ERW) score and Analysis of Science score.

## You will find:

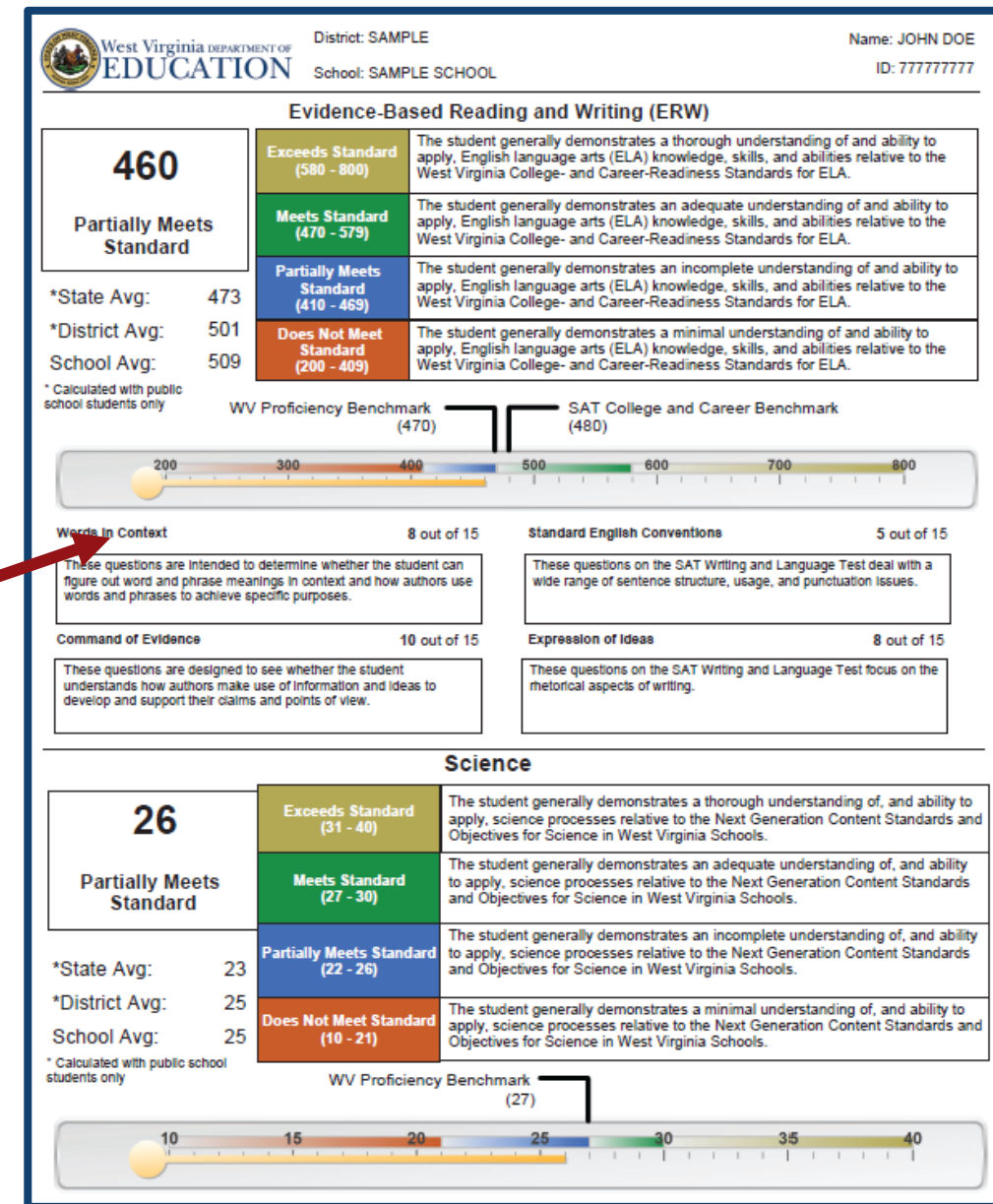
- Your student's ERW score and achievement level
- Your student's achievement level description
- The average ERW scores at the school level, the district/county level, and the state level
- Your student's ERW score on the SAT scale, including comparison to the WV Grade 11 Proficiency Benchmark and the SAT College And Career Readiness Benchmark



Page 2 of the Parent Report is about your student's Evidence-Based Reading and Writing (ERW) score and Analysis of Science score.

You will find:

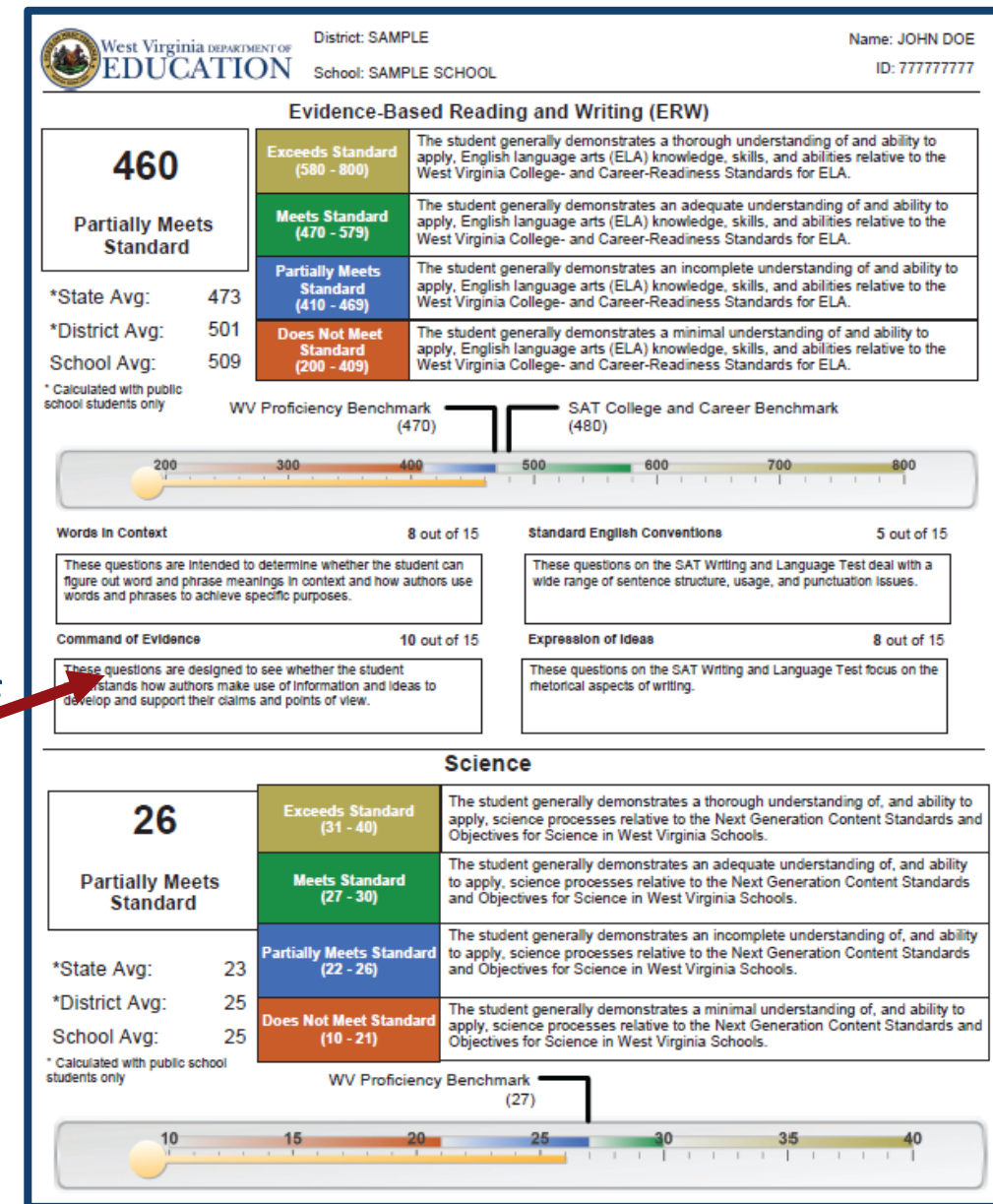
- Your student's performance in the different subscores for ERW (each of these are scored out of 15)
  - Words in Context



# Page 2 of the Parent Report is about your student's Evidence-Based Reading and Writing (ERW) score and Analysis of Science score.

You will find:

- Your student's performance in the different subscores for ERW (each of these are scored out of 15)
  - Words in Context
  - Command of Evidence

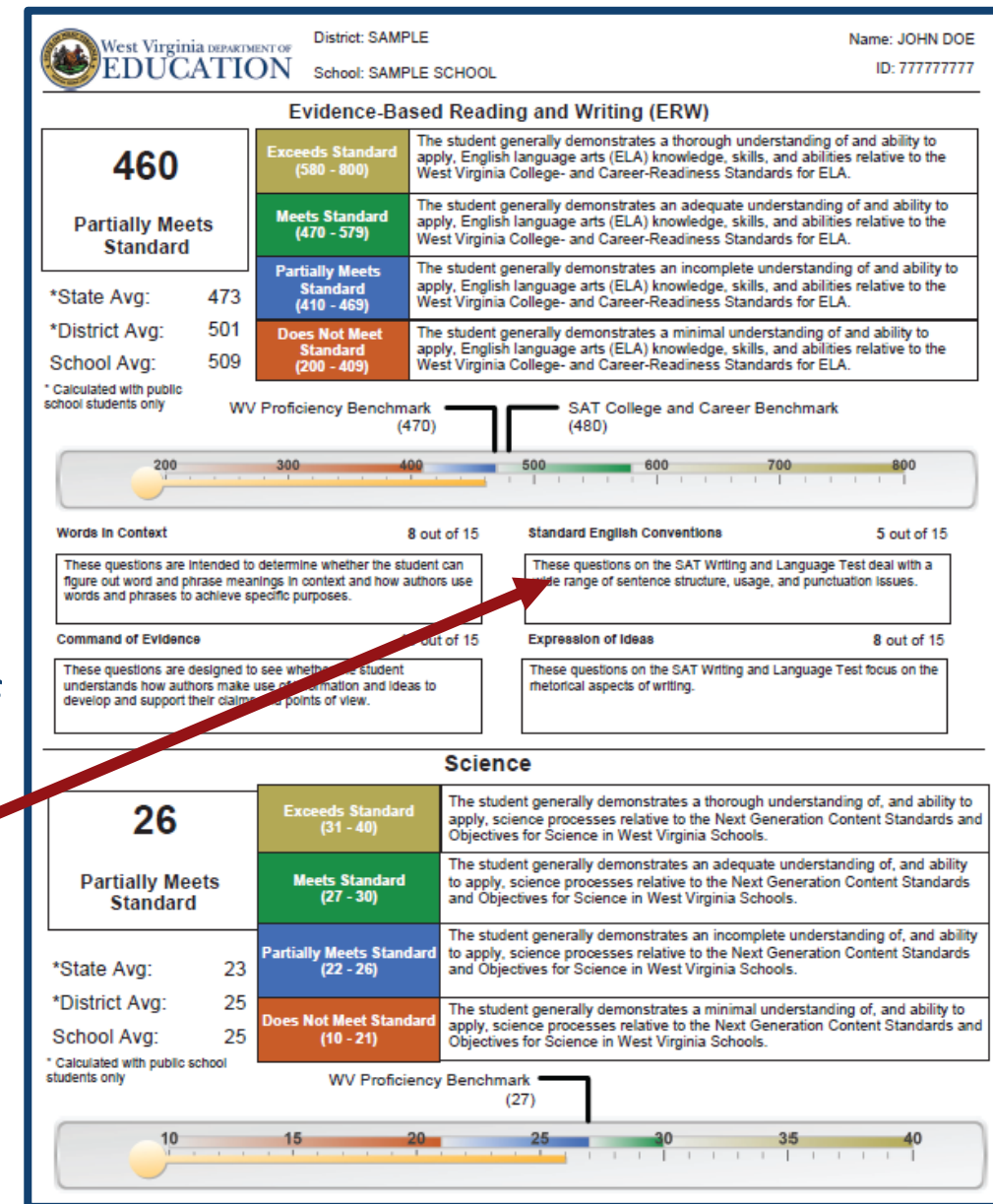




# Page 2 of the Parent Report is about your student's Evidence-Based Reading and Writing (ERW) score and Analysis of Science score.

You will find:

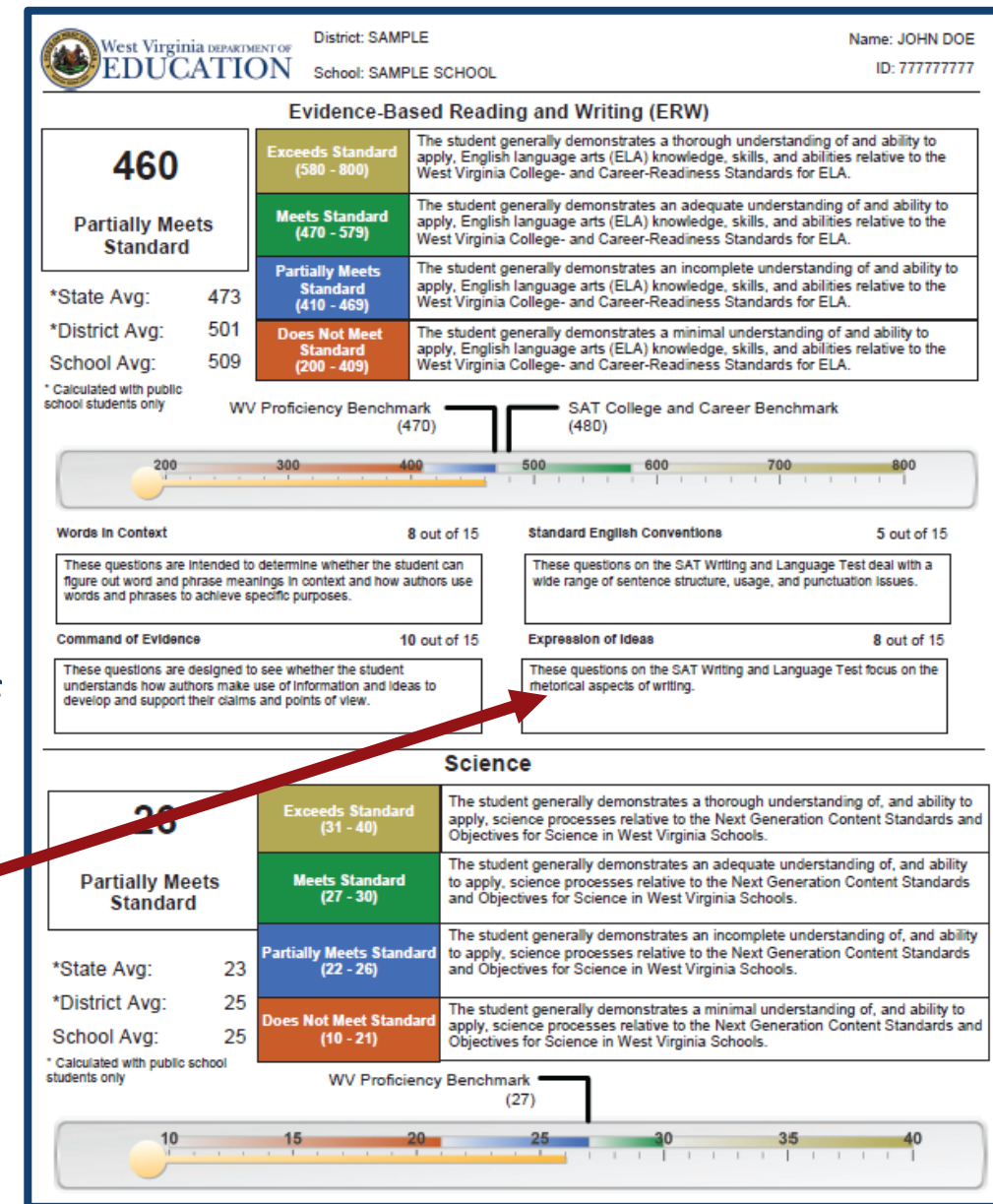
- Your student's performance in the different subscores for ERW (each of these are scored out of 15)
  - Words in Context
  - Command of Evidence
  - Standard English Conventions



# Page 2 of the Parent Report is about your student's Evidence-Based Reading and Writing (ERW) score and Analysis of Science score.

You will find:

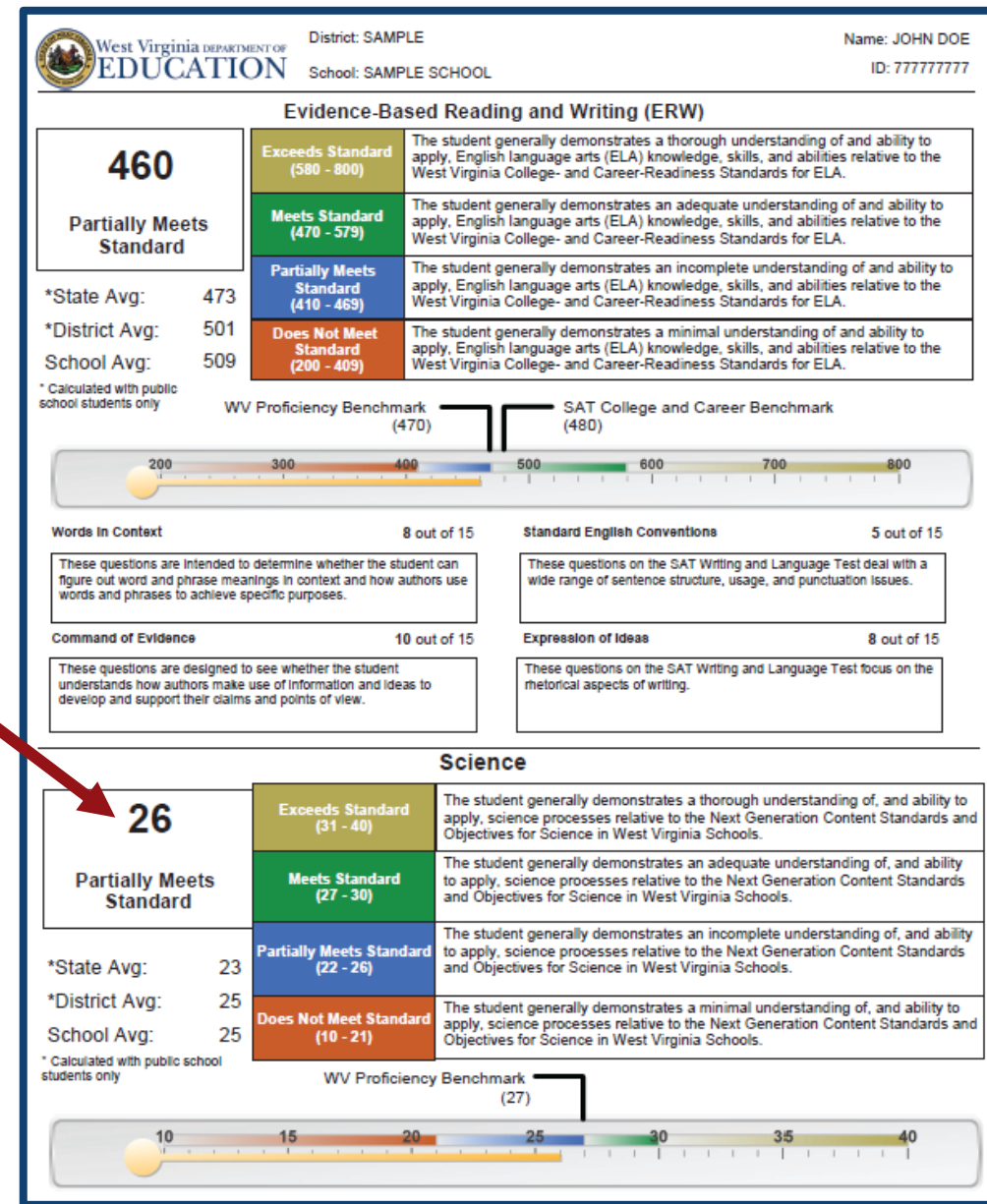
- Your student's performance in the different subscores for ERW (each of these are scored out of 15)
  - Words in Context
  - Command of Evidence
  - Standard English Conventions
  - Expression of Ideas



# Page 2 of the Parent Report is about your student's Evidence-Based Reading and Writing (ERW) score and Analysis of Science score.

You will find:

- Your student's overall performance in science

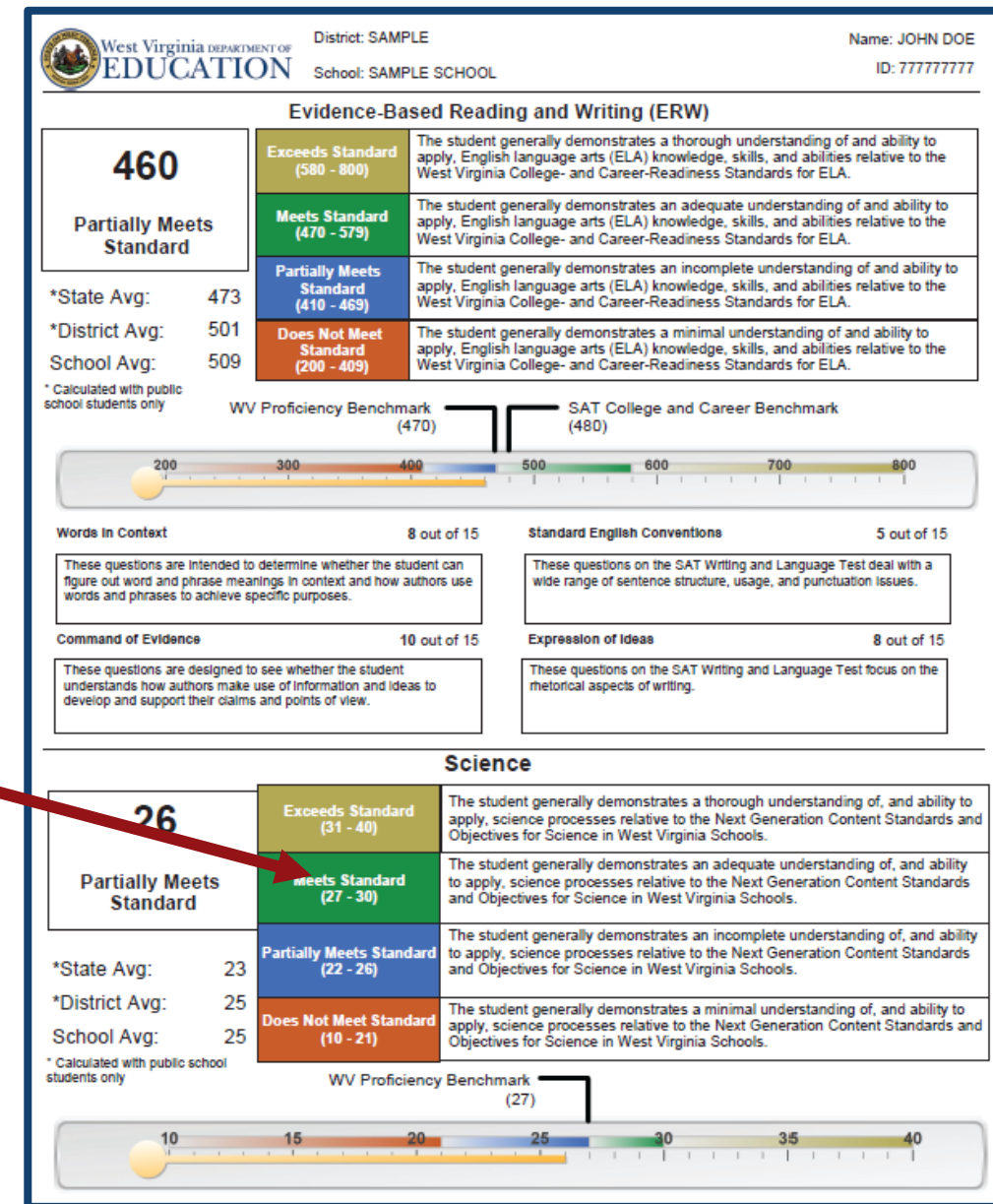




# Page 2 of the Parent Report is about your student's Evidence-Based Reading and Writing (ERW) score and Analysis of Science score.

You will find:

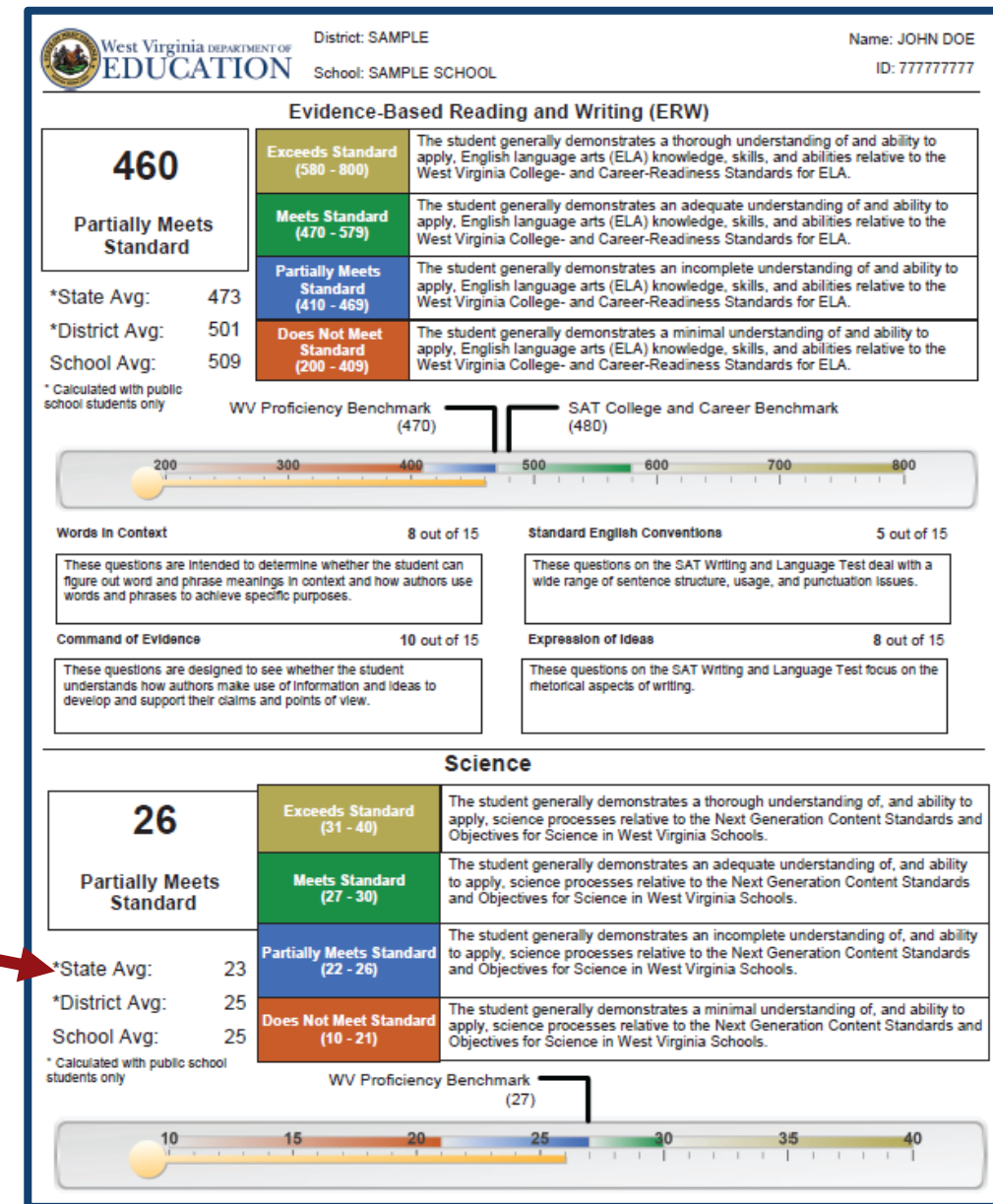
- Your student's overall performance in science
- Your student's science achievement level description



# Page 2 of the Parent Report is about your student's Evidence-Based Reading and Writing (ERW) score and Analysis of Science score.

## You will find:

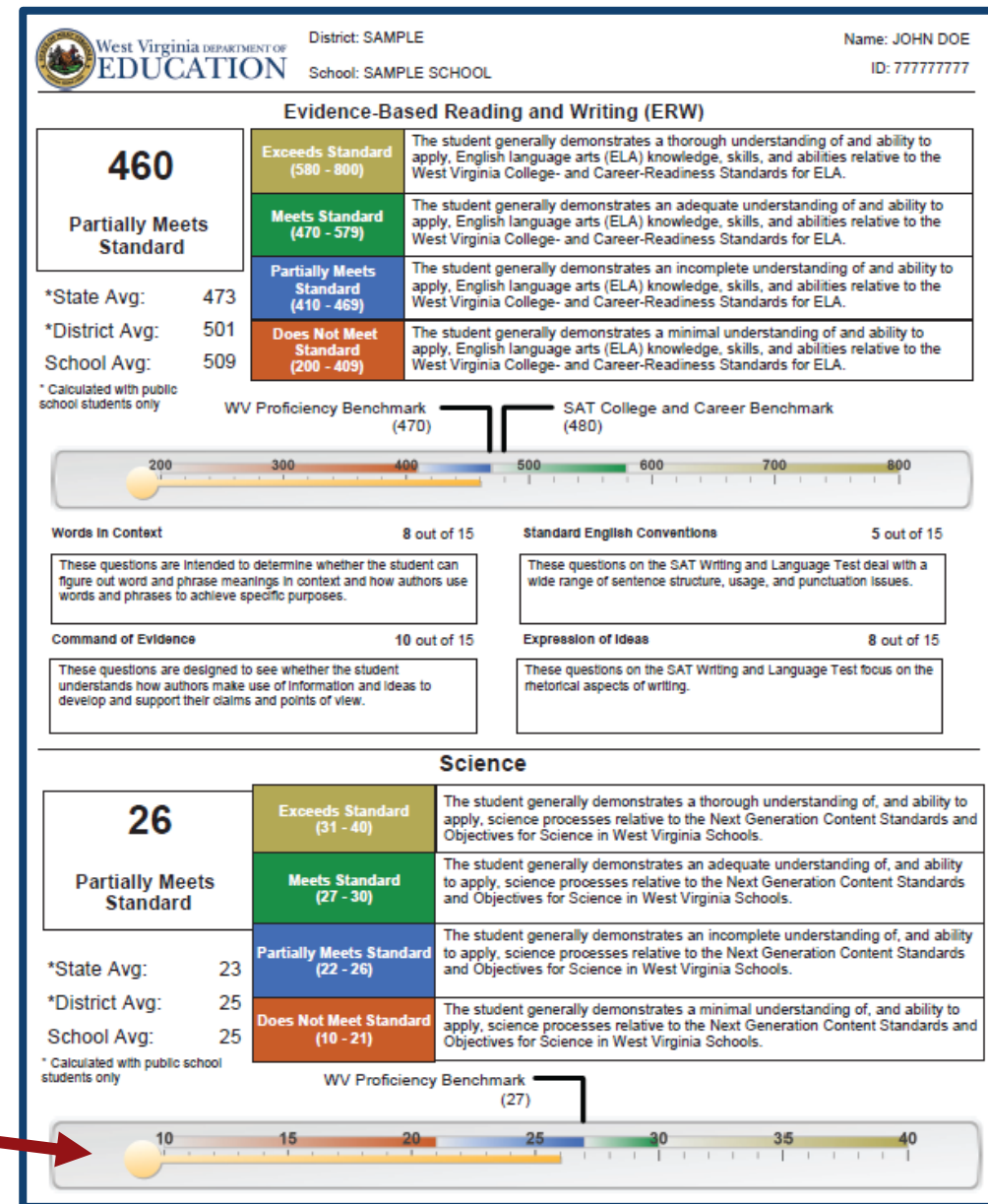
- Your student's overall performance in science
- Your student's science achievement level description
- The average science scores at the school level, the district/county level, and the state level



# Page 2 of the Parent Report is about your student's Evidence-Based Reading and Writing (ERW) score and Analysis of Science score.

## You will find:

- Your student's overall performance in science
- Your student's science achievement level description
- The average science scores at the school level, the district/county level, and the state level
- Your student's science score on the SAT scale, including comparison to the WV Grade 11 Proficiency Benchmark





West Virginia DEPARTMENT OF  
**EDUCATION**

# **West Virginia Parent Report for the SAT School Day**

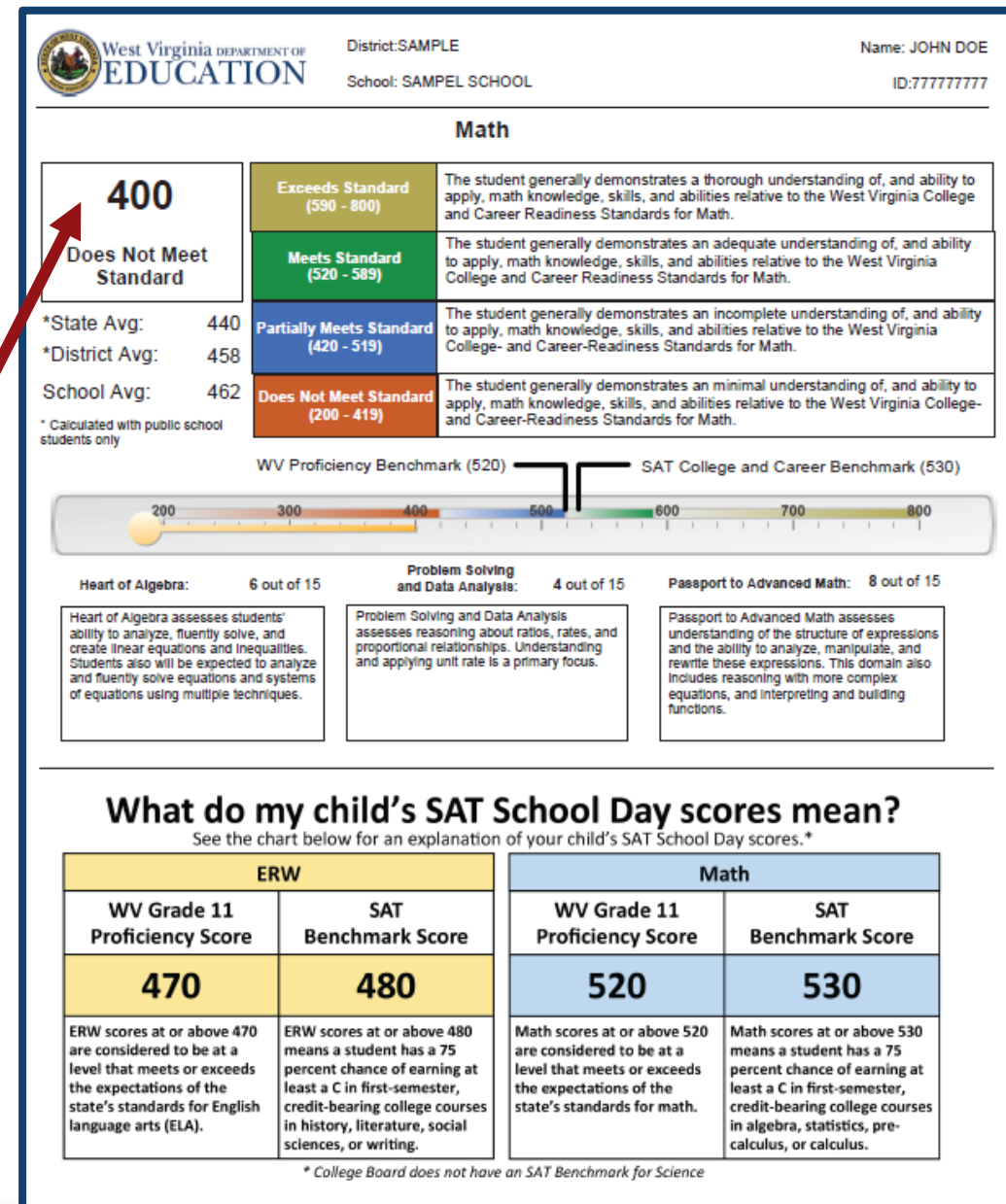
Page 3 – Math



Page 3 of the Parent Report is all about your student's math scores and what your child's SAT School Day scores mean.

You will find:

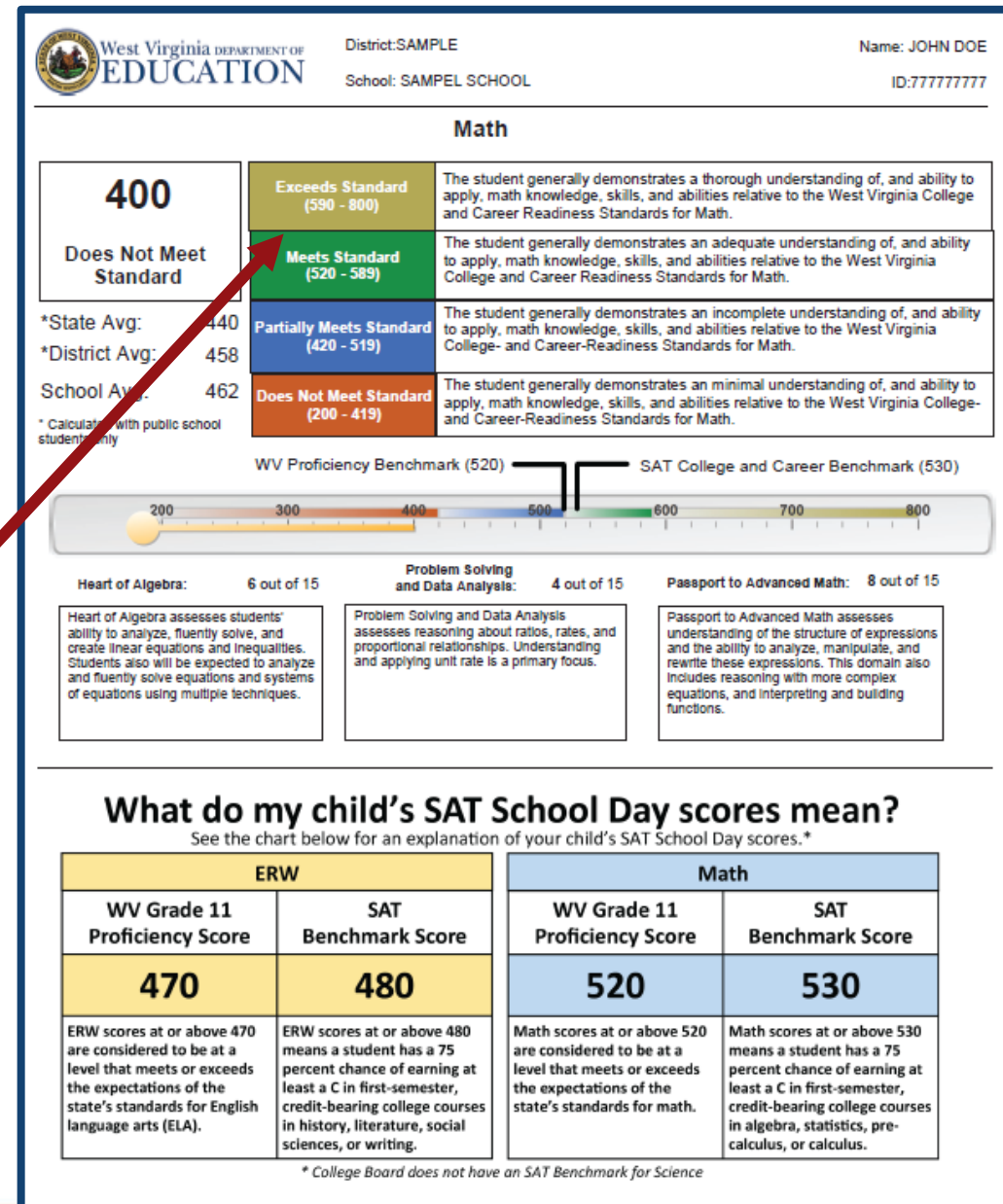
- Your student's math score and achievement level



Page 3 of the Parent Report is all about your student's math scores and what your child's SAT School Day scores mean.

You will find:

- Your student's math score and achievement level
- Your student's achievement level description

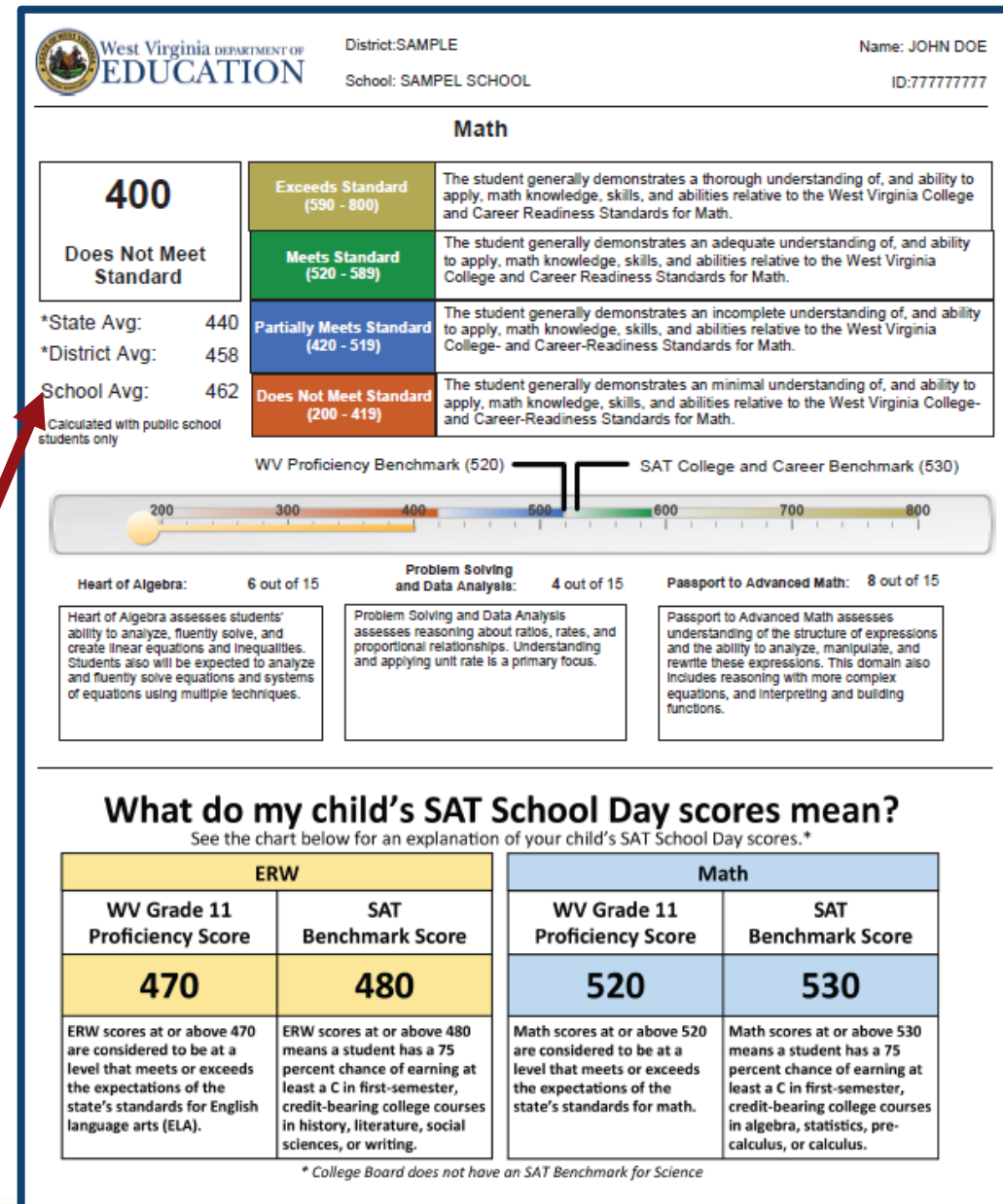




Page 3 of the Parent Report is all about your student's math scores and what your child's SAT School Day scores mean.

You will find:

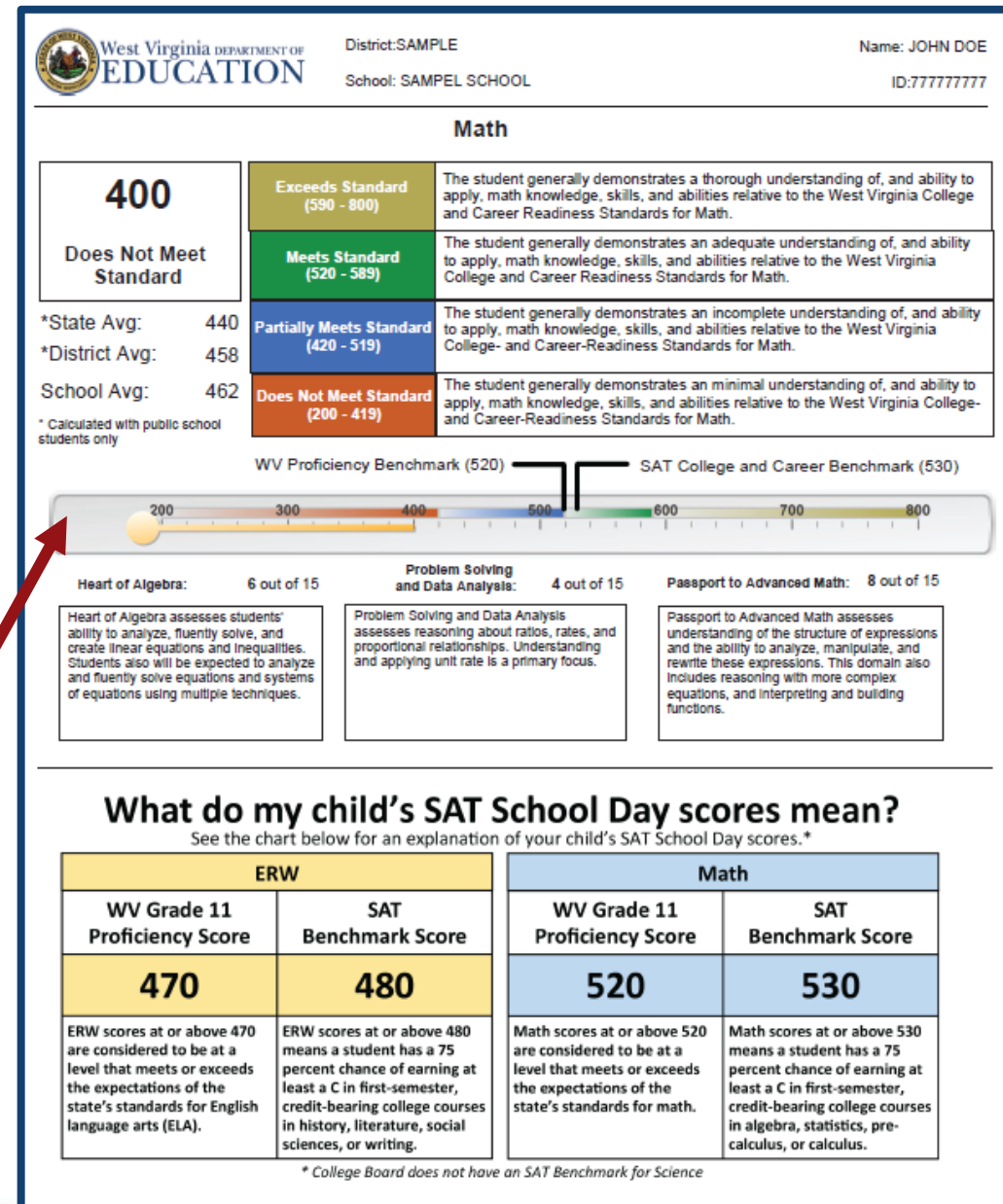
- Your student's math score and achievement level
- Your student's achievement level description
- The average math scores for the school level, the district/county level, and the state level



Page 3 of the Parent Report is all about your student's math scores and what your child's SAT School Day scores mean.

You will find:

- Your student's math score and achievement level
- Your student's achievement level description
- The average math scores for the school level, the district/county level, and the state level
- Your student's math score on the SAT scale, including comparison to the WV Grade 11 Proficiency Benchmark and the SAT College And Career Readiness Benchmark



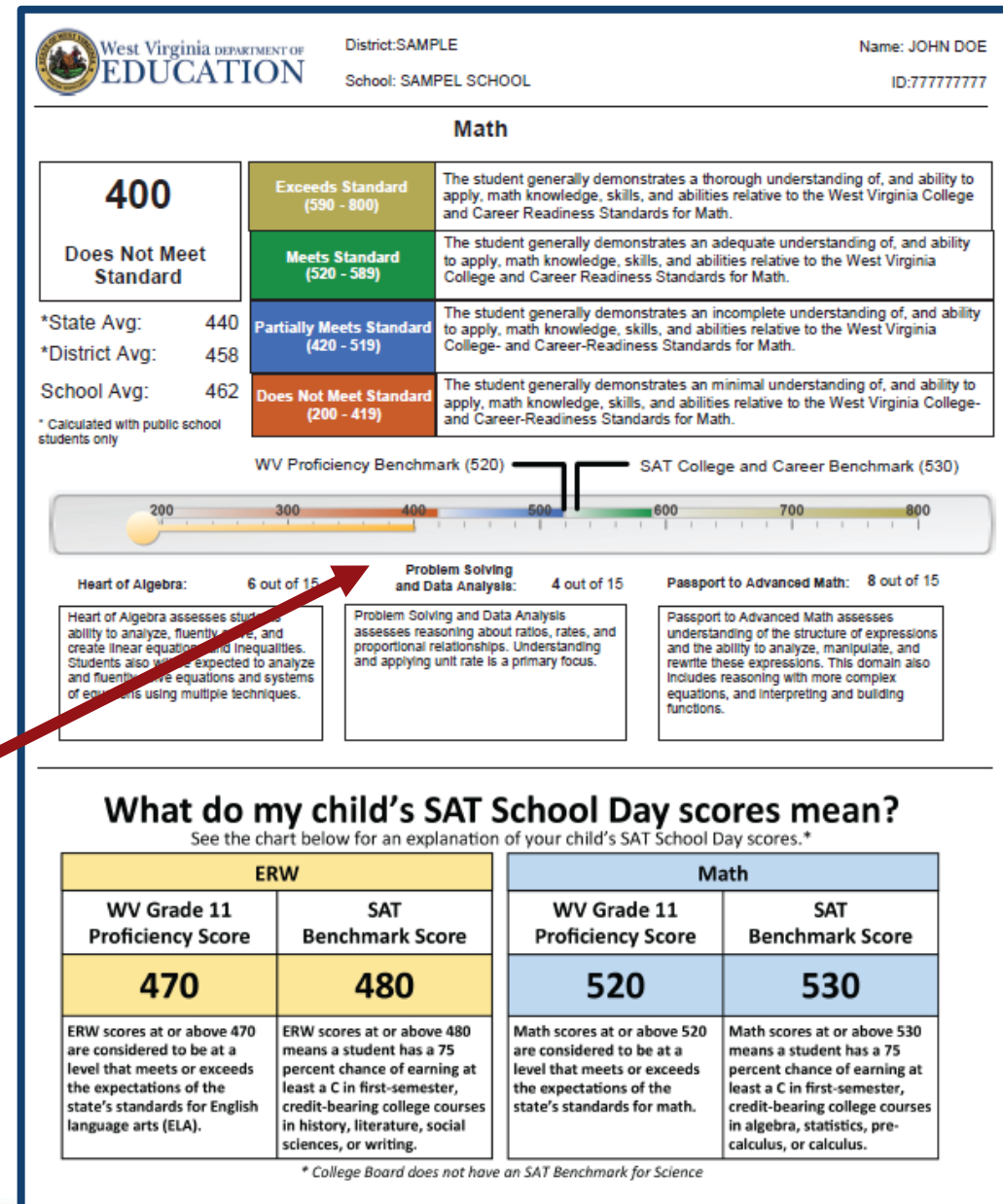




Page 3 of the Parent Report is all about your student's math scores and what your child's SAT School Day scores mean.


You will find:

- Your student's performance in the different subscores for math (each of these are scored out of 15)
  - Heart of Algebra
  - Problem Solving and Data Analysis





## You will find:

- 

**West Virginia DEPARTMENT OF  
EDUCATION**

District: SAMPLE      Name: JOHN DOE

School: SAMPEL SCHOOL      ID: 77777777

---

### Math

<b>400</b>
<b>Does Not Meet Standard</b>

\*State Avg: 440


\*District Avg: 458

School Avg: 462

\* Calculated with public school students only

<b>Exceeds Standard (590 - 800)</b>	The student generally demonstrates a thorough understanding of, and ability to apply, math knowledge, skills, and abilities relative to the West Virginia College and Career Readiness Standards for Math.
<b>Meets Standard (520 - 589)</b>	The student generally demonstrates an adequate understanding of, and ability to apply, math knowledge, skills, and abilities relative to the West Virginia College and Career Readiness Standards for Math.
<b>Partially Meets Standard (420 - 519)</b>	The student generally demonstrates an incomplete understanding of, and ability to apply, math knowledge, skills, and abilities relative to the West Virginia College- and Career-Readiness Standards for Math.
<b>Does Not Meet Standard (200 - 419)</b>	The student generally demonstrates an minimal understanding of, and ability to apply, math knowledge, skills, and abilities relative to the West Virginia College- and Career-Readiness Standards for Math.

WV Proficiency Benchmark (520)      SAT College and Career Benchmark (530)



**Heart of Algebra:**      6 out of 15

Heart of Algebra assesses students' ability to analyze, fluently solve, and create linear equations and inequalities. Students also will be expected to analyze and fluently solve equations and systems of equations using multiple techniques.

**Problem Solving and Data Analysis:**      4 out of 15

Problem Solving and Data Analysis assesses reasoning about ratios, rates, and proportional relationships. Understanding and applying unit rate is a primary focus.

**Passport to Advanced Math:**      8 out of 15

Passport to Advanced Math assesses understanding of the structure of expressions and the ability to analyze, manipulate, and rewrite these expressions. This domain also includes reasoning with more complex equations, and interpreting and building functions.

## What do my child's SAT School Day scores mean?

See the chart below for an explanation of your child's SAT School Day scores.\*

<b>ERW</b>	
<b>WV Grade 11 Proficiency Score</b>	<b>SAT Benchmark Score</b>
<b>470</b>	<b>480</b>
ERW scores at or above 470 are considered to be at a level that meets or exceeds the expectations of the state's standards for English language arts (ELA).	ERW scores at or above 480 means a student has a 75 percent chance of earning at least a C in first-semester, credit-bearing college courses in history, literature, social sciences, or writing.

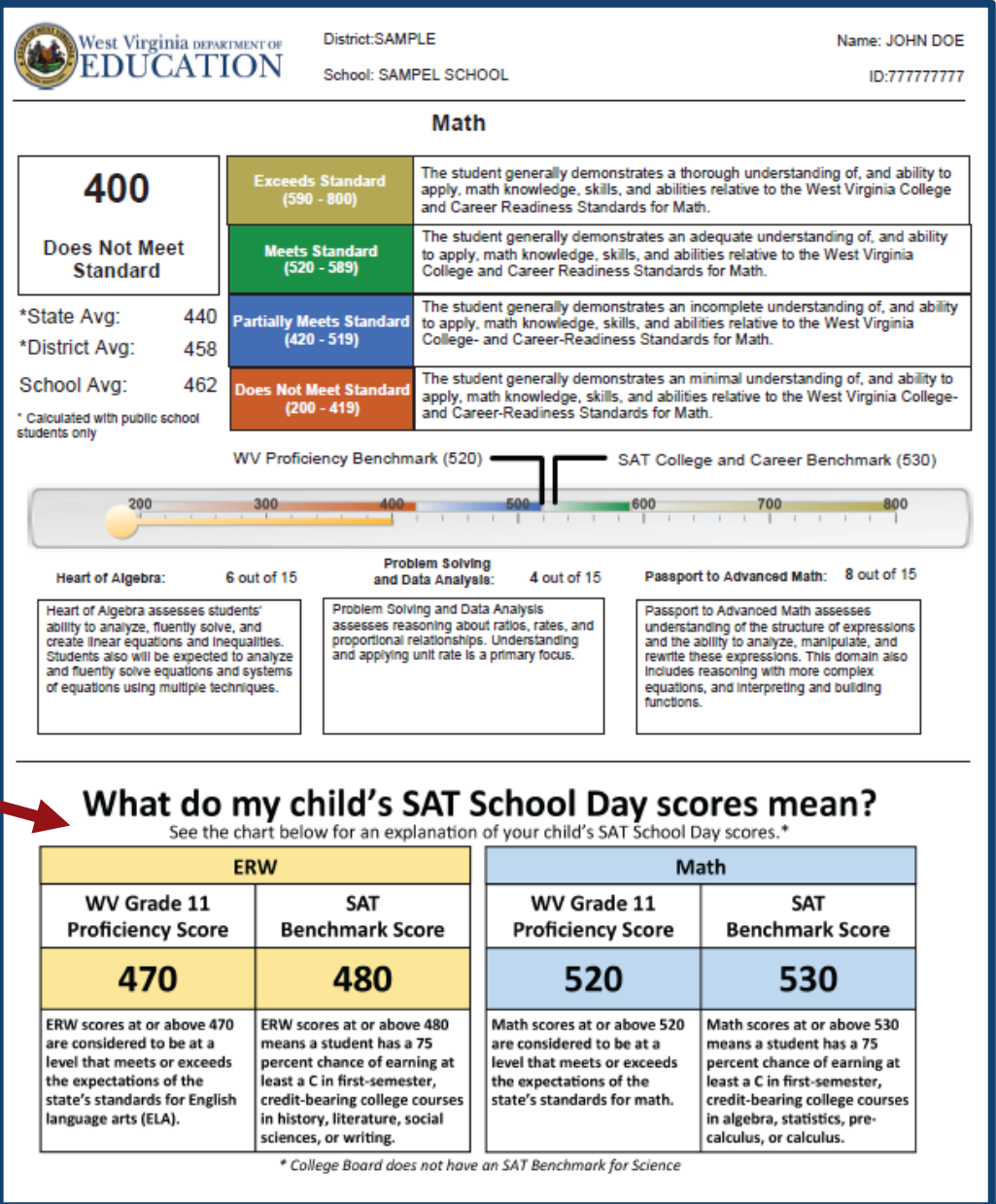
<b>Math</b>	
<b>WV Grade 11 Proficiency Score</b>	<b>SAT Benchmark Score</b>
<b>520</b>	<b>530</b>
Math scores at or above 520 are considered to be at a level that meets or exceeds the expectations of the state's standards for math.	Math scores at or above 530 means a student has a 75 percent chance of earning at least a C in first-semester, credit-bearing college courses in algebra, statistics, pre-calculus, or calculus.

\* College Board does not have an SAT Benchmark for Science

Page 3 of the Parent Report is all about your student's math scores and what your child's SAT School Day scores mean.

You will find:

- An explanation of what the student's SAT School Day scores mean in relationship to both the West Virginia Grade 11 Proficiency Benchmarks and College Board's SAT college and career readiness benchmarks.





West Virginia DEPARTMENT OF  
**EDUCATION**

# **West Virginia Parent Report for the SAT School Day**

Page 4

Page 4 of the Parent Report contains additional information about the WV SAT School Day, as well as information about the student's Lexile and Quantile measures.

West Virginia DEPARTMENT OF  
**EDUCATION**

Additional information about the WV SAT School Day

---

**How are my child's scores used?**

Institutions of Higher Education might use SAT scores for the following:

- College admissions
- Placement into freshman courses
- Eligibility for scholarships, including West Virginia's Promise Scholarship

Be sure to check with each school your child is interested in attending for entrance requirements and scholarship application requirements. Also, test score requirements for Promise eligibility may change each year, so it is important to talk with your child's school counselor and check the College for West Virginia website at [cfwv.com](http://cfwv.com).

Remember that to be eligible for many scholarships and other financial aid, your student must complete the Free Application for Federal Student Aid (FAFSA). For more information about completing the FAFSA, go to the following website <https://studentaid.gov/h/apply-for-aid/afsa>.

---

**What are Lexile and Quantile measures?**

For more details about your child's Lexile and Quantile measures, see your child's separate Lexile and Quantile Score Report distributed by your child's school.

 <b>Lexile Measure</b> 1295L	 <b>Quantile Measure</b> 940Q
Your child's Lexile score represents the student's reading ability on a Lexile scale. Lexile measures are expressed as numeric measures followed by "L" (for example, 850L) and represent a position on the Lexile scale.	Your child's Quantile score describes what mathematics the student already understands and what skills the student is ready to learn in the future. Quantile measures are expressed as numeric measures followed by "Q" (for example, 850Q) and represent a position on the Quantile scale.

For more information on Lexile and Quantile Measures, visit <https://wvde.us/LexilesandQuantiles>

---

**Where can I find out more information?**

Visit the websites listed below to find out more information about the SAT, the WV Promise Scholarship, and other resources.

**SAT School Day**  
<https://wvde.us/SAT>

**College for West Virginia**  
<https://cfwv.com>