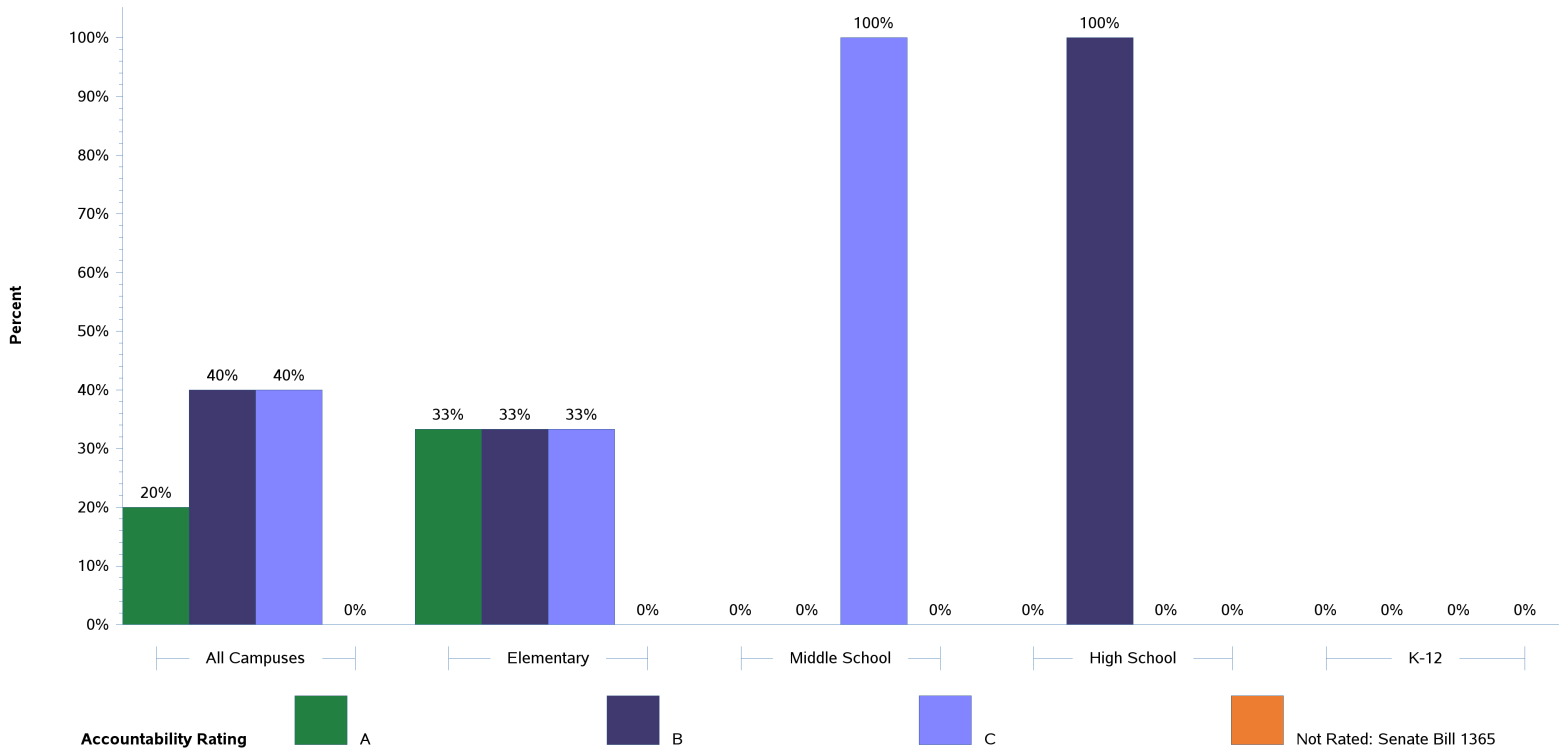


Texas Education Agency
2022 District Summary
STAFFORD MSD (079910) - FORT BEND COUNTY

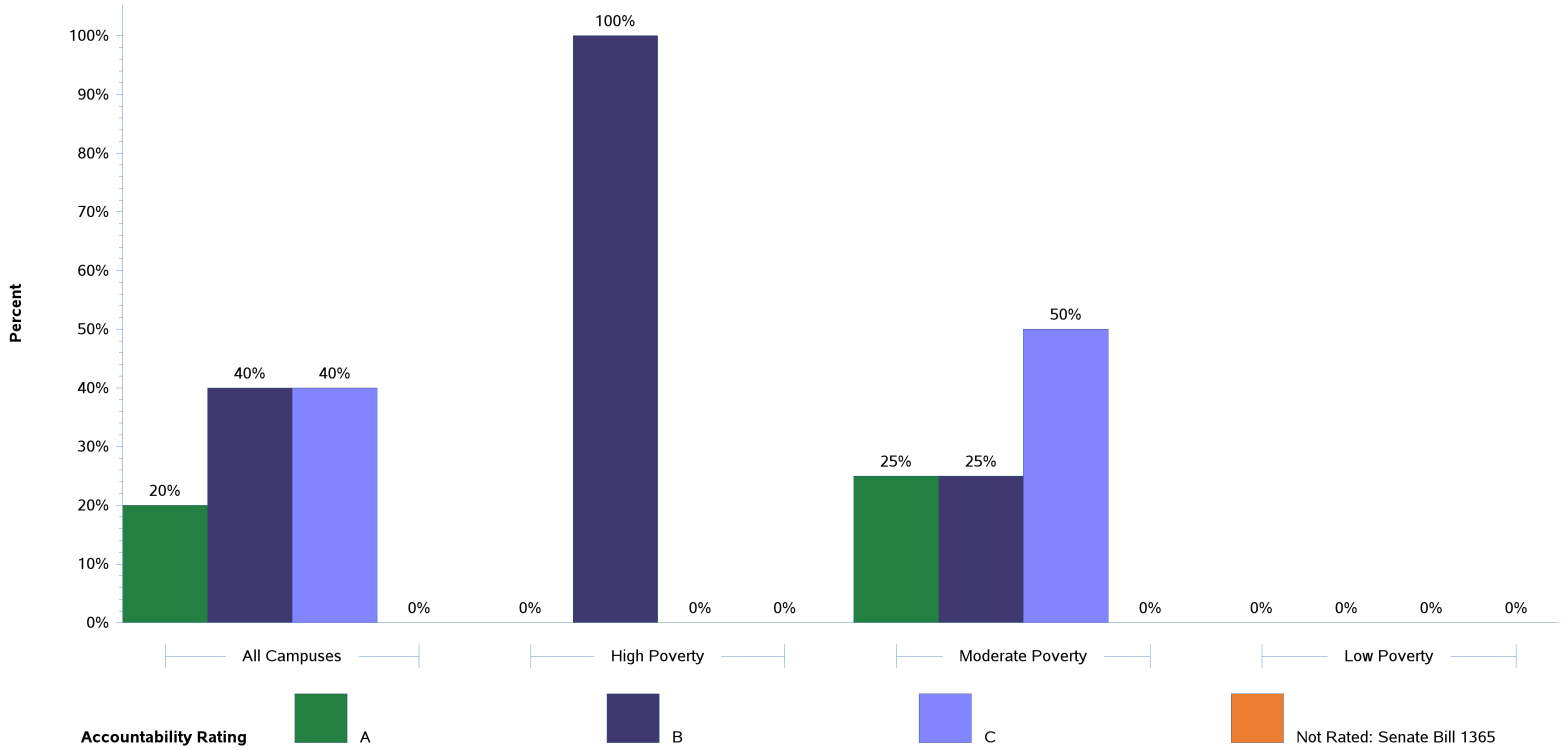
Campus Ratings by School Type



Accountability Rating	All Campuses		School Type			
	Count	Percent	Elementary	Middle School	High School	K-12
A	1	20.0%	1 33.3%	0 0.0%	0 0.0%	0
B	2	40.0%	1 33.3%	0 0.0%	1 100.0%	0
C	2	40.0%	1 33.3%	1 100.0%	0 0.0%	0
Not Rated: Senate Bill 1365	0	0.0%	0 0.0%	0 0.0%	0 0.0%	0
A - C or SB1365 Total	5	100.0%	3 100.0%	1 100.0%	1 100.0%	0
Not Rated	0		0	0	0	0
Total	5		3	1	1	0

Texas Education Agency
2022 District Summary
STAFFORD MSD (079910) - FORT BEND COUNTY

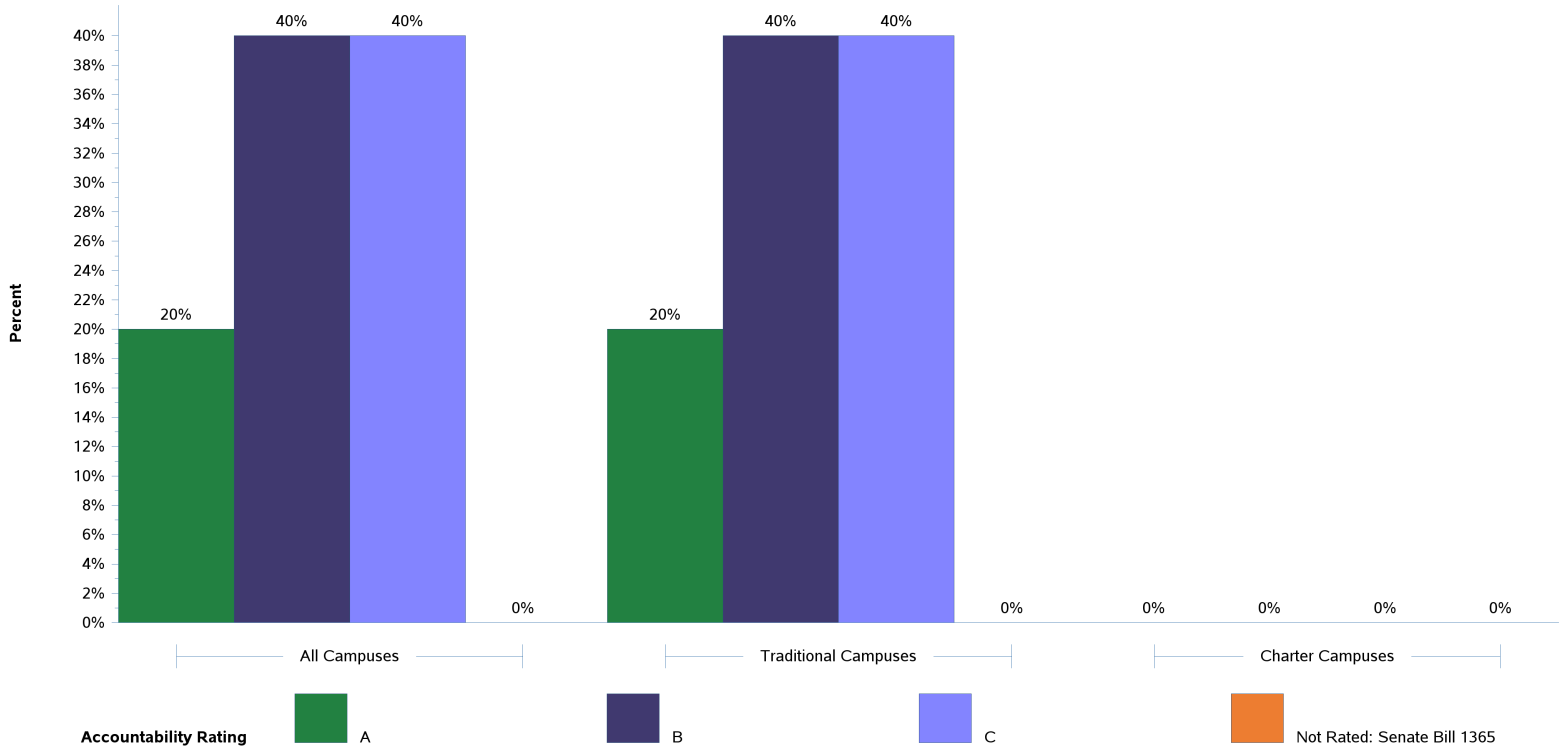
Campus Ratings by Poverty Level



Accountability Rating	All Campuses		Poverty Level				
	Count	Percent	High Poverty		Moderate Poverty		Low Poverty
A	1	20.0%	0	0.0%	1	25.0%	0
B	2	40.0%	1	100.0%	1	25.0%	0
C	2	40.0%	0	0.0%	2	50.0%	0
Not Rated: Senate Bill 1365	0	0.0%	0	0.0%	0	0.0%	0
A - C or SB1365 Total	5	100.0%	1	100.0%	4	100.0%	0
Not Rated	0		0		0		0
Total	5		1		4		0

Texas Education Agency
2022 District Summary
STAFFORD MSD (079910) - FORT BEND COUNTY

Traditional and Charter Campus Ratings



Accountability Rating	All Campuses		School Type	
	Count	Percent	Traditional Campuses	Charter Campuses
A	1	20.0%	1	0
B	2	40.0%	2	0
C	2	40.0%	2	0
Not Rated: Senate Bill 1365	0	0.0%	0	0
A - C or SB1365 Total	5	100.0%	5	0
Not Rated	0		0	0
Total	5		5	0

Texas Education Agency
2022 District Summary
STAFFORD MSD (079910) - FORT BEND COUNTY

Campus Distinction Designations

Distinctions	Number	Percent of Total Evaluated
Not Earned	3	60.0%
Total Earned	2	40.0%
Total Evaluated	5	100.0%
Totals	5	100.0%

Number of Distinctions Earned	Number of Campus Distinctions Evaluated								Number	Percent of Total Evaluated	
	7	6	5	4	3	2	1	0			
7	1	0	0	0	0	0	0	0	1	20.0%	
6	0	0	0	0	0	0	0	0	0		
5	0	0	0	0	0	0	0	0	0		
4	0	0	0	0	0	0	0	0	0		
3	0	0	0	0	0	0	0	0	0		
2	0	0	0	0	0	0	0	0	0		
1	1	0	0	0	0	0	0	0	1	20.0%	
0	1	1	0	0	0	0	0	0	3	60.0%	
Totals	3	1	0	0	0	0	0	0	1	5	100.0%

Texas Education Agency
2022 District Summary
STAFFORD MSD (079910) - FORT BEND COUNTY

Overall Rating by Domain Rating

Campus																
Accountability Rating	Student Achievement					School Progress					Closing The Gaps					Total Count
	A	B	C	Not Rated	Not Rated: Senate Bill 1365	A	B	C	Not Rated	Not Rated: Senate Bill 1365	A	B	C	Not Rated	Not Rated: Senate Bill 1365	
A	1	0	0	0	0	1	0	0	0	0	1	0	0	0	0	1
B	0	1	0	1	0	0	1	0	1	0	0	0	1	1	0	2
C	0	0	1	0	1	0	1	1	0	0	0	0	2	0	0	2
Not Rated: Senate Bill 1365	0	0	0	0	0	0	0	0	0	0	0	0	0	0	0	0
Not Rated	0	0	0	0	0	0	0	0	0	0	0	0	0	0	0	0
Totals	1	1	1	1	1	1	2	1	1	0	1	0	3	1	0	5

Texas Education Agency
2022 District Summary
STAFFORD MSD (079910) - FORT BEND COUNTY

Identification of Schools for Improvement

2022 Identification of Schools for Improvement	Number	Percent
Campus is NOT identified for Comprehensive Support and Improvement, Targeted Support and Improvement, or Additional Targeted Support.	4	80.0%
Campuses identified for Targeted Support and Improvement in 2022.	1	20.0%
Totals	5	100.0%

Texas Education Agency
2022 District Summary
STAFFORD MSD (079910) - FORT BEND COUNTY

Campus Accountability Rating List

District / Campus Name	School	Grades	Eco Dis	Overall		Student Achievement		Academic Growth		Closing the Gaps		School Improvement
	Type	Served		Rating	Score	Rating	Score	Rating	Score	Rating	Score	
STAFFORD MSD	All Campuses		74.1%	B	87	B	84	B	89	B	82	
STAFFORD H S	High School	09 - 12	68.0%	B	82	B	83	B	83	C	78	
STAFFORD STEM MAGNET ACADEMY	Elementary	03 - 08	38.9%	A	97	A	96	A	95	A	100	
STAFFORD MIDDLE	Middle School	06 - 08	79.9%	C	79	C	73	B	81	C	75	Tgt Supp
STAFFORD ECC	Elementary	EE - KG	85.8%	B	87	Not Rated		Not Rated		Not Rated		
STAFFORD EL	Elementary	01 - 05	76.8%	C	73	Not Rated: Senate Bill 1365	58	C	74	C	71	