

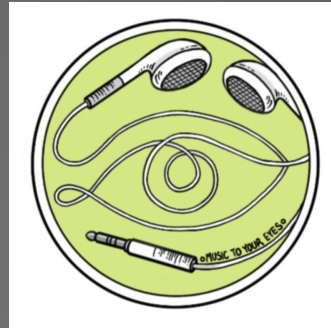
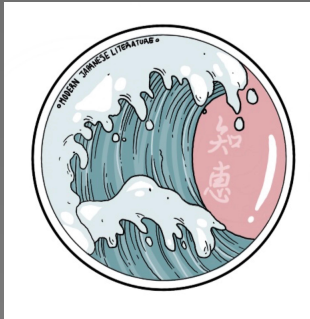


SUMMER READING 2022 - 2023

Choose a topic, earn a badge, start
working on an academic letter!

Studies from 2009, 2012, and 2016 show that an overwhelming marker for success in any degree program after high school is the ability to read well independently. Since we want all students to be prepared for success after high school, summer reading is recommended for ALL students.



SUMMER READING IS ALL ABOUT CHOICE!



THERE ARE NO MANDATORY LISTS OF TITLES YOU NEED TO CHOOSE FROM!

But you **do** need to find the packet that lists ALL the badges and has ALL the instructions on the RAHS homepage. Each May a new version is posted on the RAHS homepage www.isd623.org/rahs

Summer Reading Instructions



COMPLETE YOUR SUMMER READING BY CHOOSING ANY 2 OF THE 23 LITERARY MERIT BADGES!

- ▶ Ancient Meets Modern
- ▶ Big Books
- ▶ Books we read for school are usually boring, but this wasn't bad....
- ▶ Caribbean, Central American, South American Literature
- ▶ For the Love of Food
- ▶ For the Love of History
- ▶ The Heart of Transcendentalism
- ▶ Got Game? Sports and Athletes
- ▶ The Journey of a Lifetime
- ▶ Laugh Track
- ▶ Makers, Shakers, and Cars - IT and Design
- ▶ Modern Japanese Literature
- ▶ Moving Images
- ▶ Music to Your Eyes
- ▶ New Voices in Fantasy and Science Fiction
- ▶ Page to Stage
- ▶ The Poetry Slam
- ▶ Political Punditry
- ▶ Science and Medicine
- ▶ The Serious Russians
- ▶ Social Justice Through a Young Adult Lens
- ▶ Traditional Storytelling - Indigenous Culture
- ▶ Visual Art and Its Creators

FIND EACH BADGE IN THE INFO PACKET POSTED ON THE RAHS HOMEPAGE AND READ THE REQUIREMENTS FOR STEP I OF THE BADGE

- ▶ Go to isd623.org/rahs - find Summer Reading. [Here's last year's packet.](#)

EXAMPLE: **Badge #9 – The Journey of a Lifetime**

Step I

- ▶ I. Read a novel, memoir, play, or epic poem about an extended physical journey or travel. The piece of literature should center around a single character or small group of characters undertaking the journey, and who grow or change because of their travels.

AFTER YOU HAVE READ THE BOOK, THEN FINISH STEP 1...



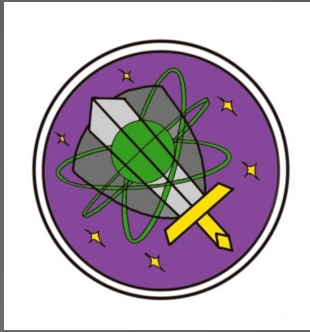
- ▶ EXAMPLE FOR THE TRAVEL BADGE
- ▶ 2. Create an itinerary for a trip YOU could undertake one day. This itinerary must include:
 - ▶ A statement of purpose (What you hope to gain or how you hope to grow on this trip).
 - ▶ A list of activities to be done and sites to be seen in each location.
 - ▶ A daily itinerary detailing specific locations, modes of travel between locations, and sleeping arrangements.
 - ▶ A proposed budget taking into account estimated costs for travel, accommodation, and activities.

STUDENTS SHOULD WORK THROUGH
STEP 1 ON TWO DIFFERENT BADGES.

DO THE WORK CAREFULLY DURING THE
SUMMER.

TURN IT INTO MS. DAHLIN (email:
amy.dahlin@isd623.org) or a written hardcopy
of your work to ROOM B217 DURING THE
FIRST WEEK OF SCHOOL NEXT YEAR!

BY TURNING IN YOUR COMPLETED WORK, YOU GET A 1" BUTTON CONNECTED TO YOUR BADGE!



Here are just a few of the designs!

You are also practicing some of the most important skills in preparation for your future!

PART II - only for those who are interested...

**IF YOU WANT TO EARN AN ACADEMIC
LETTER TO ENRICH YOUR HIGH SCHOOL
RESUME,**

**COMPLETE THE WORK IN STEP 2 FOR BOTH
BADGES**

**AND DO 3 MORE BADGES (STEPS 1 AND 2)
BEFORE MAY 1st, 2023.**



YOU CAN EARN AN ACADEMIC
LETTER IN *THE LITERARY SOCIETY*
EACH YEAR YOU ARE AT RAHS!

EARN ALL THE BADGES BY THE TIME
YOU GRADUATE!

Contact Amy.dahlin@isd623.org with any
questions.

