

SENIOR

COLLEGE PLANNING KIT



Class of 2023



The Career Center staff wants to help students transition into the next phase of their lives, whether that be pursuing studies at a 4-year university, Community College, Military, Trade School, or the Job Corps. With that in mind, here are few pieces of information for you:

- The **Career Information System (CIS)** is a very useful and comprehensive tool to help students determine what their next steps might be. Students are encouraged to use this tool. Go to: <https://resources.finalsite.net/images/v1579299574/roseburgk12orus/hi2hidxtvth1ehqigz2/CISguidebook19.pdf>
- There are 17 **Community Colleges** in Oregon with over 60 campuses. There are many interesting and rewarding programs that students can pursue and land good paying jobs upon completion of the programs especially in the Health Services and Industrial & Engineering Systems field. For a list of all the programs at Oregon Community Colleges, check out the Viewbook at: www.oregon.gov/ode/learningoptions/CTE/data/Documents/occvviewbooklegalsize.pdf
- Are you a person who likes to work with their hands and would like to land a well-paying job in the **Trades**? The Northwest College of Construction offers students an opportunity to get paid during the day and attend classes at night. Check them out at: <https://nwcoc.com/about-us/>
- The **Military** is a good choice for some students. The military offers an opportunity to receive training in an occupation that can carry-over to civilian employment after your service contract is fulfilled. There's more information in this packet about the other benefits the military can offer you.
- At the **Job Corps**, students have access to room and board while they learn skills in specific training areas for up to three years. In addition to helping students complete their education, obtain career technical skills and gain employment, Job Corps also provides transitional support services, such as help finding employment, housing, child care, and transportation. Job Corps graduates either enter the workforce or an apprenticeship, go on to higher education, or join the military. For more information go to: <https://www.dol.gov/agencies/eta/jobcorps>

Also, there is lots of good information available to you on the Career Center webpage. Check it out at: <https://rhs.roseburg.k12.or.us/about-us/career-center>

In closing, this is your senior year and June of 2023 is closer than you may realize. You need a plan for what you are going to do next. Utilize the information in this packet, the links above, and of course you can stop by the Career Center for help.

Hope to see you soon.

Jim Early

jearyl@roseburg.k12.or.us

Important Dates 2022-23

For College Bound Students

FINANCIAL AID NIGHT

- *Learn about the Free Application for Federal Student Aid (FAFSA)
 - *Understand how this important document affects ALL the components of Financial Aid
 - *College bound seniors and their parents should attend this evening
- When:** Wednesday, September 21st
Where: RHS Media Center
Time: 6 PM

PSAT

Given once a year!

All college bound Juniors sign-up in the Career Center by September 30th by noon

Test Date: Wednesday, October 12

Cost: \$20

All sophomores are pre-scheduled to take the test at no charge

Junior/Senior College Night

Wednesday, October 5th

6 PM in RHS Media Center

Topics to be covered: College Preparation, College Exploration and Selection, Admissions Tests, Financial Aid and Scholarship

Scholarship Workshop

*Scholarship Search

*How to complete excellent applications

Date: Wednesday, October 19th

Time: 6 PM

Place: RHS Media Center

Freshmen/Sophomore College Night

*Information presented will promote college-preparedness and post-secondary opportunities.

Topics to be covered include: What colleges are looking for, Testing, Grades, Extracurricular Activities, and Pre-College Programs

Date: Wednesday, October 26th

Time: 6 PM

Place: RHS Media Center

Military Careers Night

Informational presentation by the military branches about education, occupations, and career opportunities

Date: Wednesday, November 2

Time: 6 PM

Place: RHS Media Center

SAT Test Dates

2022-23

August 27

October 1

November 5

December 3

March 11*

May 6*

Register online at:

Collegeboard.org

*Recommended for juniors

For more information about these events or to make an appointment with Career Center Counselor Jim Early, call 541-440-4155 or email him at jearyl@roseburg.k12.or.us

College planning calendar for seniors

September

- Narrow your list of colleges to 5 to 10. Meet with a counselor about them and, if you've not yet done so, download college applications and financial aid forms. Plan to visit as many of these colleges as possible.
- Create a master list or calendar that includes:
 - tests you'll take and their fees, dates, and registration deadlines.
 - college application due dates.
 - financial aid application forms required and their deadlines. (Note: Aid applications may be due before college applications.)
 - other materials you'll need (recommendations, transcripts, etc.).
 - your high school's own application processing deadlines.
- If you can't afford application or test fees, a counselor can help you request a fee waiver.
- If you have not had your test scores sent to the college to which you are applying, be sure to contact the College Board or ACT to have your scores sent.

October

- Try to finalize your college choices.
- Prepare Early Decision, Early Action, or rolling admissions applications as soon as possible.
- Ask for counselor or teacher recommendations if you need them. Give each teacher or counselor an outline of your academic record and your extracurricular activities. For each recommendation, provide a stamped, addressed envelope, and any college forms required.
- If you're submitting essays, write first drafts and ask teachers and others to read them. If you're applying for Early Decision, finish the essays for that application now.
- If you have not had your test scores sent to the college to which you are applying, be sure to contact the College Board or ACT to have them sent.

November

- November 1-15: For Early Decision admissions, colleges may require test scores and applications between these dates.
- Complete at least one college application by Thanksgiving.
- Counselors send transcripts to colleges. Give counselors the proper forms at least two weeks before colleges require them.

College planning calendar for seniors (page 2)

December

- As you finish and send your applications and essays, be sure to keep copies.
- If your college wants to see seventh-semester grades, be sure you give the form to your counselor.

January

- If you apply to colleges online, be sure to have your high school send a transcript—it goes to colleges separately, and by mail.

February

- No senioritis, please! Accepting colleges do look at second-semester senior grades.

March

- Keep active in school. If you are wait-listed, the college will want to know what you have accomplished between the time you applied and learned of its decision.

April

- You should receive acceptance letters and financial aid offers by mid-April. If you've not done so yet, visit your final college before accepting. As soon as you decide, notify your counselor of your choice.
- If you have questions about housing offers, talk to your counselor or call the college.

May

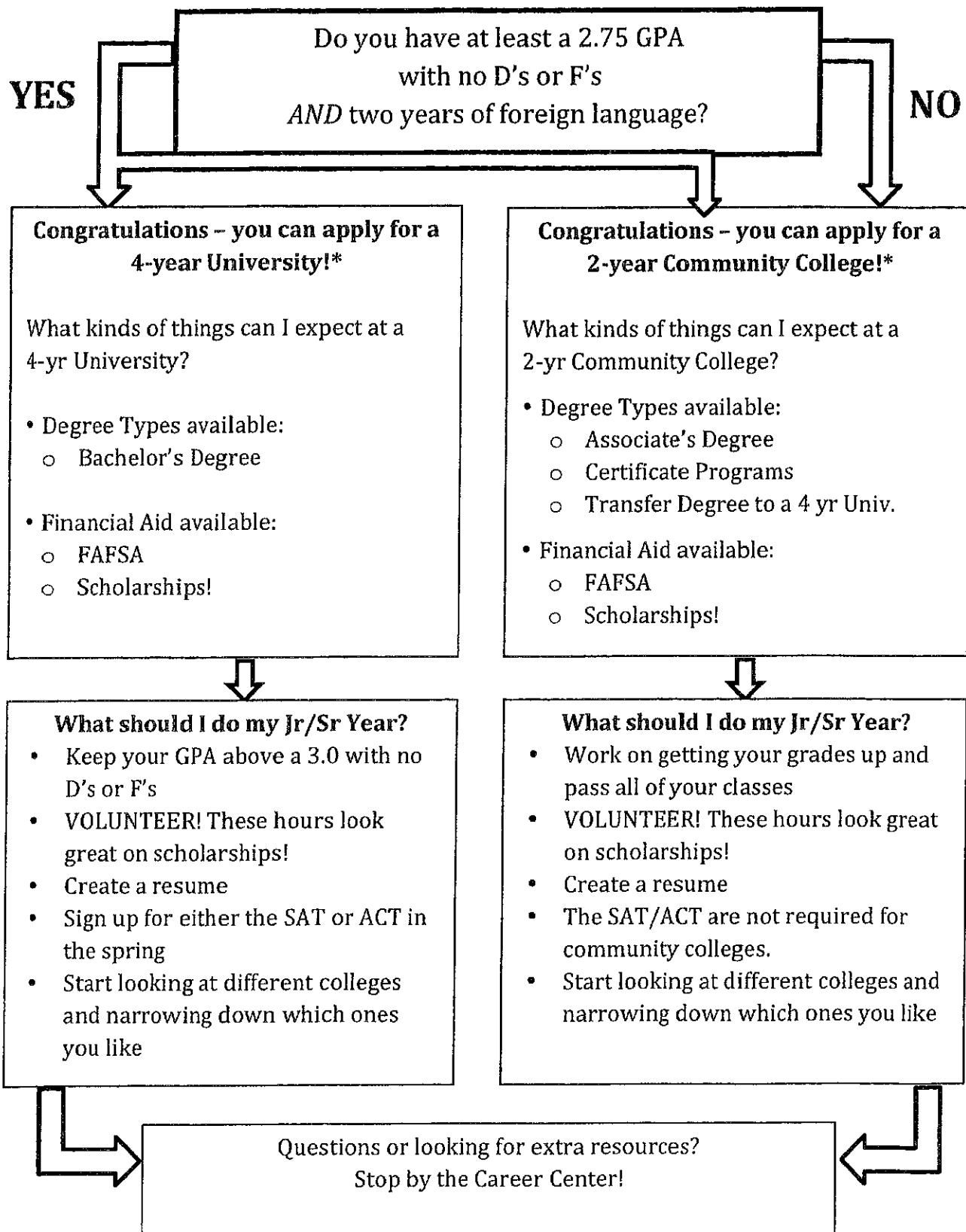
- May 1: Colleges cannot require a deposit or commitment to attend before May 1. By that postmarked date, you must inform every college of your acceptance or rejection of the offer of admission and/or financial aid. (Questions? Talk to your counselor.)
- Send your deposit to one college only.
- Wait-listed by a college? If you will enroll if accepted, tell the admissions director your intent and ask how to strengthen your application. Need financial aid? Ask whether funds will be available if you're accepted.
- Work with a counselor to resolve any admissions or financial aid problems.

June

- Ask your high school to send a final transcript to your college.

Source: The College Board

WHAT COLLEGE PATH IS RIGHT FOR ME?



**These are general Oregon Universities' admissions requirements. Ds and Fs will affect eligibility. Special exceptions always accepted.*

Helpful Hints for a Campus Visit

College campus visits can be incredibly helpful as high school students figure out where they might study happily for four years. Before visiting colleges, develop a list of questions and plan specific activities so you can learn as much as possible about the academic and social environment, along with information on how various schools support students.

- * Schedule an interview with the admissions office. You will probably be able to spend 15 minutes with a current student who works in the office. They will be looking to see if you fit in terms of personality and attitude - you'll be able to make the same judgements about them. (Admission requirements, financial aid, school calendars and tuition fees can be found ahead of time on the college web site or in the school's written materials.)
- * Plan to meet with students and faculty. Ask questions!
- * If possible, attend class. Note class size, professor's teaching style, and the general academic atmosphere.
- * Take a campus tour. Be sure to visit the library, career center, the dining halls and residence halls, if possible.
- * Find out about transportation options that are available around, on and off campus.

QUESTIONS TO ASK STUDENTS

- * What do you like most and least about this school?
- * Do you consider the school a happy place?
- * What are classes like? What are the largest and smallest classes you've taken? Is it easy to get classes you need?
- * Where do students study? Is it easy to study in the library? In the dorm rooms?
- * How competitive is the environment?
- * Are libraries, library services and research resources easily available?
- * Are professors easy to talk to outside of class? Are classes taught by graduate students?
- * What is the food like? What meal plans are offered?
- * Do many students participate in sororities and fraternities? How important is the greek system to the school's social life?
- * Do many students participate in sports and attend sports events/games?
- * Where do students hang out on and off campus? Describe a typical weekend.
- * Do many students live off campus?
- * Do many students go home for the weekend?
- * How many students have cars? Where do they park and how difficult is it to find spots?
- * If you'd known then what you know now, would you choose to attend this school again?
- * Is support available when you need it? Would you know where to go if you needed help?
- * Is technical support easily available?

QUESTIONS FOR ADMINISTRATORS

- * Ask questions you may have about admissions, availability of undergraduate research, study abroad, etc.
- * Does the college accept AP classes for credit? Is there a minimum AP test grade? Is credit given for college classes taken during high school?
- * What percentage of students graduate in four years?
- * What percentage of students transfer out?
- * When does one have to declare a major?
- * Who serves as student advisors?
- * What kind of computer access/Internet access is available in the dorm rooms/common areas?
- * Where are computer labs located? When are they open? Is there usually a waiting list?
- * Is there a safety escort or shuttle service for students on campus at night? Describe on-campus security.
- * What are the dorms like? After freshman year, what percentage of students live off campus?
- * How strong is the career center? What percentage of students go on to graduate school?

Free Application for Federal Student Aid

FAFSA

STEP

1

Just keep in mind the importance of doing your FAFSA in a timely manner! If you require assistance come to the Career Center, or contact the financial aid office at your college. Free help is available any time during the application process on the FAFSA website (see reverse). You should never pay for help.

STEP

2

Get a Federal Student Aid ID (FSA ID), that allows you access to your FAFSA information and lets you "sign" your online FAFSA, make corrections, and more – so keep it safe. You will need an FSA ID for the student, and one for the parent*.

STEP

3

Go to www.fafsa.ed.gov and start a new FAFSA. Collect the student's and parent(s) 2021 Federal Income Tax Returns.

You will also need the student and parent social security numbers, birthdates, and marriage and/or divorce dates. Be sure to use **EXACT** names as the appear on social security cards

STEP

4

Complete your FAFSA between Oct 1 and March 1. BUT, apply as soon as possible after Oct 1 to meet school and state aid deadlines. Apply online at www.fafsa.ed.gov.

STEP

5

MAKE SURE YOU USE THE IRS DATA RETRIEVAL TOOL WHEN YOU GET TO THE PROMPT IN YOUR FAFSA, IF AVAILABLE.

Have a copy of the student and parent's 2020 Federal Tax Returns handy. Make sure to you enter the exact address when using the IRS DATA RETRIEVAL TOOL.

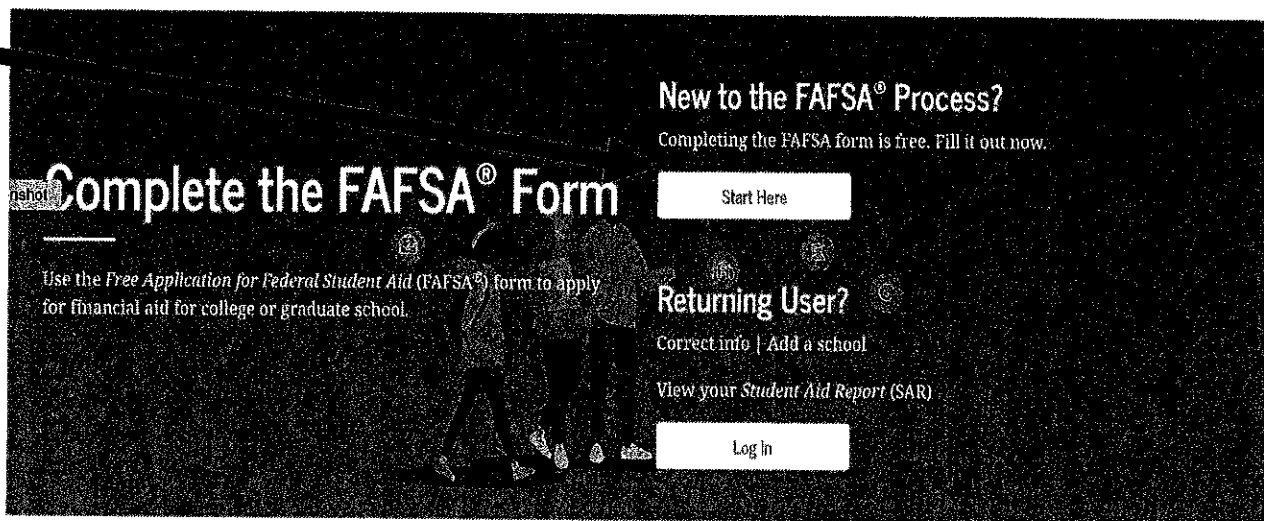
STEP

6

All Applicants: Contact the financial aid office at your college if you have any questions about FAFSA or aid being offered.

***IMPORTANT NOTE:** Make sure you make note of both student and parent FSA ID login information. Keeping the information in your phone contacts seems to be a popular solution. You will need to file your FAFSA every year you are in college and you will not be able to create a new FSA ID.

Go to: <https://studentaid.gov/h/apply-for-aid/fafsa>



Complete the FAFSA® Form

Use the *Free Application for Federal Student Aid (FAFSA®)* form to apply for financial aid for college or graduate school.

New to the FAFSA® Process?
Completing the FAFSA form is free. Fill it out now.

Returning User?
Correct info | Add a school
View your *Student Aid Report (SAR)*

[Start Here](#)

[Log In](#)

Tell us about yourself.

[Help](#) [Exit FAFSA Form](#)

☒ I am a student and want to access the FAFSA form.



Tell us about yourself.

[Help](#) [Exit FAFSA Form](#)

☒ I am a student and want to access the FAFSA form.



[Log In to Continue](#)

[Create an FSA ID](#)

You are leaving the FAFSA® form.

To create an FSA ID, select "Save and Exit." You'll leave the FAFSA® form, and your progress will be saved.



Items Needed to Create an Account

- Social Security number
- Your own mobile phone number and/or email address



Important!!!

Remember: Keep your FAFSA FSA Login information in a safe, secure, yet accessible location. Losing track of this information can present time consuming challenges.

Information needed by student & parent to fill out FAFSA:

- Birthdates and social security numbers for both student and parent
- Latest Marriage/Divorce/Separation date
- Previous year (2021) tax forms and income estimates (from W-2s or last pay stub) and other untaxed benefits and retirement contributions.
- Current balances of all checking and savings accounts for student and parent(s).

You will create a FSA ID for both the parent and student.


College Test Prep Materials

Go to the Roseburg High School website at: www.roseburg.k12.or.us/rhs

Click on the menu.



ROSEBURG
HIGH SCHOOL



ABOUT US

Click on the "About Us" icon on left side


Click on "Library".

Library



Click on "eSearch".

eSearch



Scroll to bottom under "Misc. Resources" and click on "Learning Express"





Learning Express

Test prep & computer
skills database



Scroll down and click on "Core Skills, Test Prep & More" icon



You will then see a screen with a host of valuable tools. On the right side click on "Prepare for College".



Prepare for College



You will see a host of choices for the type of test you want to practice. Once you make your choice you will be required to create an account. Creating an account is free of charge. You are ready. Good luck!

Is the Military Right for You?

<u>Military Branch</u>	<u>Minimum ASVAB Score</u>
Air Force	36
Air National Guard	31
Army	31
Coast Guard	50
Marines	31
National Guard	31
Navy	31

An ASVAB score is derived from the following sections:

Arithmetic Reasoning, Math Knowledge, Paragraph Comprehension, Word Knowledge

What is tested on the ASVAB?

Arithmetic Reasoning
Auto & Shop Information
Coding Speed
Electrical Information
General Science
Mathematical Knowledge
Mechanical Comprehension
Numerical Operations
Paragraph Comprehension
Word Knowledge

Physical Fitness Test (PFT)

Before going to boot camp you will be expected to pass a fitness test that consists of push-ups, sit-ups, pull-ups (for the Marines), and a run.

Benefits of military enlistment include:

- Guaranteed job
- Training that could lead to civilian employment later
- Medical, dental, and vision insurance
- Education benefits
- Travel

Military Websites:

Air Force – <https://www.airforce.com/> - 503-867-5518
Air National Guard – <https://www.goang.com/> - 541-632-2310
Army – <https://www.goarmy.com/> - 541-672-6718
Coast Guard – <https://www.uscg.mil/> - 360-699-1045
Marines – <https://www.marines.com/> - 541-673-8384
National Guard – <https://www.nationalguard.com/> - 541-537-0419
Navy – <https://www.navy.com/> - 800-914-8536

Study Materials for the ASVAB

<https://www.learningexpresshub.com/productengine/LELIndex.html#/collection/learningexpresslibrary/search-results/asvab/0>

MILITARY CONTACTS

If you are interested in enlisting in one of the military branches, below is the contact information for our local recruiters.

United States Air Force

STAFF SERGEANT NATHANIEL T. LOPEZ ENLISTED ACCESSIONS RECRUITER

381st Recruiting Squadron
780 NW Garden Valley Blvd, Ste 58
Roseburg, OR 97470



Office: (541) 672-6843
Cell: (503) 867-5518
nathaniel.lopez.1@us.af.mil

AIRFORCE.COM

1-800-423-USAF

Sgt Karjakk

Education, Experience, Travel; All in one place.
503-983-5890

OregonArmyGuard.com
Facebook.com/Karjakk9
@Karjakk



Kyle D. Schmidt Sergeant First Class United States Army

U.S. Army Recruiter
U.S. Army Recruiting Station
780 N.E. Garden Valley Boulevard
Roseburg, OR 97471
kyle.d.schmidt.mil@mail.mil
Office: (541) 672-6748
Cell: (503) 381-0835

SGT Michael Lesly

RECRUITING & RETENTION NCO

M: 541-315-0888
E: michael.s.lesly.mil@mail.mil
S: facebook.com/michael.lesly.3



11504 SE Mill Plain BLVD
Vancouver, Washington 98684
(360) 699-1045



AUTUMN L. SWARTZ

OS2(SW), U.S. NAVY
Talent Acquisition Specialist

Cell: (541) 709-8306
Fax: (541) 484-5073

1-800-USA-NAVY
NRS EUGENE
65-J DIVISION AVE, SUITE A
EUGENE, OR 97404

AUTUMN.SWARTZ@NAVY.MIL




Sgt John D. Rowell

Recruiter
john.rowell@marines.usmc.mil

Recruiting Sub-Station Medford/Permanent Contact Station Roseburg
780 NW Garden Valley Blvd, Ste 58, Roseburg, OR 97471
O: 541.673.8384 C: 503.593.8353 F: 541.673.7244

Your future starts here.



Take control of your career.

At Job Corps, you get hands-on training to start a career. You pick your career path, and we'll give you the skills to make it successful. It doesn't stop there. We'll also help you find a job so that you can hit the ground running after graduation.

What you need to know:

Job Corps is free! Campus living, meals, training, supplies, AND a supportive community... all free.

100+ centers across the country (yep, there's probably one near you!)

You can learn at your own pace!

At Job Corps, you'll...

- ✓ Chart your own path (and gain independence along the way!)
- ✓ Meet friends and counselors who will encourage you as you train
- ✓ Have opportunities to mentor others and get involved with the community
- ✓ Get involved on campus through sports, clubs, or community service projects
- ✓ Connect with employers and build a network of resources



Job Corps offers training programs in 10 growing industries.

- Automotive and Machine Repair
- Construction
- Finance and Business
- Health Care
- Homeland Security
- Hospitality
- Information Technology
- Manufacturing
- Renewable Resources
- Transportation

No matter what you choose, you'll get the hands-on training and credentials you need for a successful career.



Build a strong foundation for your future with hands-on training.



Live on campus and join a community of fellow students.



Get the skills you need for a successful career.



Connect with the right employers to launch your career after graduation.

Your future is in your hands.

Visit jobcorps.gov or call (800) 733-JOBS [5627].




**CAREERS
BEGIN HERE**




Job Corps is a U.S. Department of Labor Equal Opportunity Employer. Reasonable accommodations and services are available upon request to individuals with disabilities. TDD/TTY telephone number is (877) 889-3627.



Follow the Career Center



@roseburghighschoolcareercenter



@roseburgcareercenter



@CareerRhs