

LEA Name : Montrose Area SD  
Address : 273 Meteor Way  
Montrose , PA 18801

County : Susquehanna  
AUN Number : 119584503  
LEA Type : SD

## Annual Financial Report Accuracy Certification Statement

For Fiscal Year Ending  
**6/30/2019**

Pennsylvania Department of Education


&

Office of Comptroller Operations

PDE-2056: Intermediate Unit

PDE-2057: School District, AVTS/CTC, Charter School,  
and Special Program Jointure

**CERTIFICATION: By signing this page I agree that the electronic data submitted is a complete and accurate statement of the financial operations and status of the local education agency for the fiscal year. It has been prepared in accordance with generally accepted accounting principles and established Commonwealth of PA reporting guidelines.**



Chief School Administrator Signature

11/27/19

Date



Board Secretary Signature

11.27.19

Date

Michelle Lusk

Contact Person

mlusk@masd.info

Contact Person E-mail Address

(570)278-6213

Ext :

Contact Person Telephone Number

(570)278-4798

Contact Person Fax Number

**Audit Certification**  
**Annual Financial Report:**  
For Fiscal Year Ending 6/30/2019  
(Pursuant to PA School Code Section 218(b))

LEA Name : Montrose Area SD  
AUN Number : 119584503  
County : Susquehanna


<b>Audit Certification Due:</b> 12/31/2019
---

This certification is applicable to the Annual Financial Report data submitted through the Consolidated Financial Reporting System on: 11/27/19  
Date

Auditing Firm:


CERTIFICATION: By signing this page I agree that the financial statements of the school have been properly audited as noted above pursuant to Article XXIV, and in the auditor's professional opinion, the Annual Financial Report (PDE-2057) submitted on the date referenced is materially consistent with the audited financial statements.

Chief School Administrator

  
Signature

11/27/19  
Date

Board Secretary

  
Signature

11.27.19  
Date

Michelle Lusk

Contact Person

mlusk@masd.info

Contact Person E-mail Address

(570)278-6213

Ext :

Contact Person Telephone Number

(570)278-4798

Contact Person Fax Number

<u>Val Number</u>	<u>Description</u>	<u>Justification</u>
42330	Expenditure Detail: AFR amount must equal or exceed PDE FAI System amount.  1000-562, AFR Exp Detail: \$657,853.97 1000-562, PDE FAI System: \$719,305.68	The \$719,305.68 is deducted on the cash basis of accounting. During 6/30/18 \$101,320.16 was accrued as Accounts Payable. During 6/30/19 \$39,868.45 was accrued as Accounts Payable. (\$719,305.68 less \$101,320.16 plus \$39,868.45 equals the \$657,853.97)
50410	SESS - 2140 Psychological Services: SESS Schedule amounts for Special Education vary from prior year by 40% or more. Correct the data or enter a justification.  SESS Schedule 2140: \$16,186.09 Prior Year SESS Schedule 2140: \$10,935.19	Textbooks, workbooks and general supplies purchased by school psychologist to assist in student needs.
50480	SESS - 2700 Student Transportation Services: SESS Schedule amounts for Special Education vary from prior year by 40% or more. Correct the data or enter a justification.  SESS Schedule 2700: \$11,937.28 Prior Year SESS Schedule 2700: \$1,430.64	Special transportation was increased due to student needs.

LEA : 119584503      Montrose Area SD

Printed 11/27/2019 12:35:28 PM

Amounts Expressed in Whole Dollars		<u>General Fund</u> <u>(10)</u>	<u>Public Purpose Trust</u> <u>(27)</u>	<u>Other Compt Approved</u> <u>(28)</u>	<u>Athletic / Activity</u> <u>(29)</u>	<u>Capital Reserve (690.</u> <u>1850)</u> <u>(31)</u>
<b>Assets And Deferred Outflows Of Resources</b>						
<b>Assets</b>						
0100	Cash and Cash Equivalents	4,142,673				
0110	Investments					
0120	Taxes Receivable	523,919				
0130	Due From Other Funds	72,826				
0141	Due From Other Governments					
0142	State Revenue Receivable	1,146,372				
0143	Federal Revenue Receivable	73,277				
0145	Other Intergovernmental Revenue Receivable					
0146	Due from Primary Government					
0147	Due from Component Unit					
0150	Other Receivables	33,202				
0170	Inventories	64,956				
0180	Prepaid Expenses (Expenditures)					
0190	Other Current Assets					
<b>Total Assets</b>		<b>\$6,057,225</b>				
0910	Deferred Outflows of Resources					
<b>Total Assets And Deferred Outflows Of Resources</b>		<b>\$6,057,225</b>				

LEA : 119584503      Montrose Area SD

Printed 11/27/2019 12:35:28 PM

Amounts Expressed in Whole Dollars	<u>Capital Reserve (1431)</u> <u>(32)</u>	<u>Other Capital Projects</u> <u>Fund</u> <u>(39)</u>	<u>Debt Service</u> <u>(40)</u>	<u>Permanent</u> <u>(90)</u>	<u>Total Governmental</u> <u>Funds</u>
<b>Assets And Deferred Outflows Of Resources</b>					
<b>Assets</b>					
0100 Cash and Cash Equivalents	450,734	330,653			4,924,060
0110 Investments					
0120 Taxes Receivable					523,919
0130 Due From Other Funds					72,826
0141 Due From Other Governments					
0142 State Revenue Receivable					1,146,372
0143 Federal Revenue Receivable					73,277
0145 Other Intergovernmental Revenue Receivable					
0146 Due from Primary Government					
0147 Due from Component Unit					
0150 Other Receivables					33,202
0170 Inventories					64,956
0180 Prepaid Expenses (Expenditures)					
0190 Other Current Assets					
<b>Total Assets</b>	<b>\$450,734</b>	<b>\$330,653</b>			<b>\$6,838,612</b>
0910 Deferred Outflows of Resources					
<b>Total Assets And Deferred Outflows Of Resources</b>	<b>\$450,734</b>	<b>\$330,653</b>			<b>\$6,838,612</b>

LEA : 119584503      Montrose Area SD

Printed 11/27/2019 12:35:28 PM

Amounts Expressed in Whole Dollars		<u>General Fund</u> <u>(10)</u>	<u>Public Purpose Trust</u> <u>(27)</u>	<u>Other Compt Approved</u> <u>(28)</u>	<u>Athletic / Activity</u> <u>(29)</u>	<u>Capital Reserve (690.</u> <u>1850)</u> <u>(31)</u>
<b>Liabilities And Deferred Inflows Of Resources And Fund Balances</b>						
<b>Liabilities</b>						
0400	Due to Other Funds	57,255				
0411	Due to Other Governments					
0412	Due to Primary Government					
0413	Due to Component Unit					
0420	Accounts Payable	253,986				
0430	Contracts Payable					
0440	Current Portion of Long-Term Debt					
0450	Short-Term Payables					
0461	Accrued Salaries and Benefits	876,339				
0462	Payroll Deductions and Withholding					
0480	Unearned Revenues	24,944				
0490	Other Current Liabilities					
<b>Total Liabilities</b>		<b>\$1,212,524</b>				
0950	Deferred Inflows of Resources	437,108				
<b>Fund Balances</b>						
0810	Nonspendable Fund Balance	64,956				
0820	Restricted Fund Balance					
0830	Committed Fund Balance	2,325,918				
0840	Assigned Fund Balance					
0850	Unassigned Fund Balance	2,016,719				
<b>Total Fund Balances</b>		<b>\$4,407,593</b>				
<b>Total Liabilities, Deferred Inflows Of Resources And Fund Balances</b>		<b>\$6,057,225</b>				

LEA : 119584503      Montrose Area SD

Printed 11/27/2019 12:35:28 PM

Amounts Expressed in Whole Dollars		<u>Capital Reserve (1431</u> <u>(32)</u>	<u>Other Capital Projects</u> <u>Fund</u> <u>(39)</u>	<u>Debt Service</u> <u>(40)</u>	<u>Permanent</u> <u>(90)</u>	<u>Total Governmental</u> <u>Funds</u>
<b>Liabilities And Deferred Inflows Of Resources And Fund Balances</b>						
<b>Liabilities</b>						
0400	Due to Other Funds					57,255
0411	Due to Other Governments					
0412	Due to Primary Government					
0413	Due to Component Unit					
0420	Accounts Payable					253,986
0430	Contracts Payable					
0440	Current Portion of Long-Term Debt					
0450	Short-Term Payables					
0461	Accrued Salaries and Benefits					876,339
0462	Payroll Deductions and Withholding					
0480	Unearned Revenues					24,944
0490	Other Current Liabilities					
<b>Total Liabilities</b>						<b>\$1,212,524</b>
0950	Deferred Inflows of Resources					437,108
<b>Fund Balances</b>						
0810	Nonspendable Fund Balance					64,956
0820	Restricted Fund Balance	450,734	330,653			781,387
0830	Committed Fund Balance					2,325,918
0840	Assigned Fund Balance					
0850	Unassigned Fund Balance					2,016,719
<b>Total Fund Balances</b>		<b>\$450,734</b>	<b>\$330,653</b>			<b>\$5,188,980</b>
<b>Total Liabilities, Deferred Inflows Of Resources And Fund Balances</b>		<b>\$450,734</b>	<b>\$330,653</b>			<b>\$6,838,612</b>

LEA : 119584503      Montrose Area SD

Printed 11/27/2019 12:35:36 PM

Amounts Expressed in Whole Dollars	General Fund (10)	Public Purpose Trust (27)	Other Compt Approved (28)	Athletic / Activity (29)	Capital Reserve (690. 1850) (31)
<b>Revenues</b>					
6000 Revenue from Local Sources	12,310,405				
7000 Revenue from State Sources	14,148,584				
8000 Revenue from Federal Sources	559,943				
<b>Total Revenues</b>	<b>\$27,018,932</b>				
<b>Expenditures</b>					
1000 Instruction	15,736,775				
2000 Support Services	9,094,669				
3000 Operation of Non-Instructional Services	508,703				
4000 Facilities Acquisition, Construction and Improvement Services	1,026				
5110 Debt Service	581,668				
5130 Refund of Prior Year Revenues / Receipts					
<b>Total Expenditures</b>	<b>\$25,922,841</b>				
<b>Excess (Deficiency) Of Revenues Over Expenditures</b>	<b>\$1,096,091</b>				
<b>Other Financing Sources (Uses)</b>					
9110 Face Value of Bonds Issued					
9120 Proceeds from Refunding of Bonds					
9130 Bond Premiums					
9200 Proceeds from Extended-Term Financing					
9300 Interfund Transfers - IN					
9400 Sale of or Compensation for Loss of Fixed Assets					
9710 Transfers from Component Units					
9720 Transfers from Primary Governments					
9910 Other Financing Sources Not Listed in the 9000 Series					
9990 Insurance Recoveries					
5120 Debt Service – Refunded Bonds					
5150 Bond Discounts					
5200 Interfund Transfers – Out	450,393				
5300 Transfers Out to Component Units/Primary Governments					
<b>Total Other Financing Sources (Uses)</b>	<b>(\$450,393)</b>				



LEA : 119584503      Montrose Area SD

Printed 11/27/2019 12:35:36 PM

Amounts Expressed in Whole Dollars		<u>Capital Reserve (1431)</u> <u>(32)</u>	<u>Other Capital Projects</u> <u>Fund</u> <u>(39)</u>	<u>Debt Service</u> <u>(40)</u>	<u>Permanent</u> <u>(90)</u>	<u>Total Governmental</u> <u>Funds</u>
<b>Revenues</b>						
6000	Revenue from Local Sources	341	5,307			12,316,053
7000	Revenue from State Sources					14,148,584
8000	Revenue from Federal Sources					559,943
<b>Total Revenues</b>		<b>\$341</b>	<b>\$5,307</b>			<b>\$27,024,580</b>
<b>Expenditures</b>						
1000	Instruction		239			15,737,014
2000	Support Services		115,299			9,209,968
3000	Operation of Non-Instructional Services					508,703
4000	Facilities Acquisition, Construction and Improvement Services		326,162			327,188
5110	Debt Service					581,668
5130	Refund of Prior Year Revenues / Receipts					
<b>Total Expenditures</b>			<b>\$441,700</b>			<b>\$26,364,541</b>
<b>Excess (Deficiency) Of Revenues Over Expenditures</b>		<b>\$341</b>	<b>(\$436,393)</b>			<b>\$660,039</b>
<b>Other Financing Sources (Uses)</b>						
9110	Face Value of Bonds Issued					
9120	Proceeds from Refunding of Bonds					
9130	Bond Premiums					
9200	Proceeds from Extended-Term Financing					
9300	Interfund Transfers - IN	450,393				450,393
9400	Sale of or Compensation for Loss of Fixed Assets					
9710	Transfers from Component Units					
9720	Transfers from Primary Governments					
9910	Other Financing Sources Not Listed in the 9000 Series					
9990	Insurance Recoveries					
5120	Debt Service – Refunded Bonds					
5150	Bond Discounts					
5200	Interfund Transfers – Out					450,393
5300	Transfers Out to Component Units/Primary Governments					
<b>Total Other Financing Sources (Uses)</b>		<b>\$450,393</b>				<b>\$0</b>

Amounts Expressed in Whole Dollars		<u>General Fund</u> <u>(10)</u>	<u>Public Purpose Trust</u> <u>(27)</u>	<u>Other Compt Approved</u> <u>(28)</u>	<u>Athletic / Activity</u> <u>(29)</u>	<u>Capital Reserve</u> <u>(690.</u> <u>1850)</u> <u>(31)</u>
<b>Special And Extraordinary Items</b>						
9920	Special Items – Gains					
9930	Extraordinary Items – Gains					
5520	Special Items – Losses					
5530	Extraordinary Items – Losses					
<b>Net Change In Fund Balances</b>		<b>\$645,698</b>				
<b>Fund Balance</b>						
0001	Fund Balance - Beginning of Fiscal Year	3,761,895				
<b>Fund Balance - End Of Year</b>		<b>\$4,407,593</b>				

Amounts Expressed in Whole Dollars		<u>Capital Reserve (1431)</u> <u>(32)</u>	<u>Other Capital Projects</u> <u>Fund</u> <u>(39)</u>	<u>Debt Service</u> <u>(40)</u>	<u>Permanent</u> <u>(90)</u>	<u>Total Governmental</u> <u>Funds</u>
<b>Special And Extraordinary Items</b>						
9920 Special Items – Gains						
9930 Extraordinary Items – Gains						
5520 Special Items – Losses						
5530 Extraordinary Items – Losses						
<b>Net Change In Fund Balances</b>		<b>\$450,734</b>	<b>(\$436,393)</b>			<b>\$660,039</b>
<b>Fund Balance</b>						
0001 Fund Balance - Beginning of Fiscal Year			767,046			4,528,941
<b>Fund Balance - End Of Year</b>		<b>\$450,734</b>	<b>\$330,653</b>			<b>\$5,188,980</b>

LEA : 119584503      Montrose Area SD

Printed 11/27/2019 12:35:45 PM

Amounts Expressed in Whole Dollars		<u>Food Service</u> <u>(51)</u>	<u>Child Care</u> <u>Operations</u> <u>(52)</u>	<u>Other Enterprise</u> <u>(58)</u>	<u>TOTAL</u>	<u>Internal Service</u> <u>(60)</u>
<b>Assets And Deferred Outflows Of Resources</b>						
<b>Current Assets</b>						
0100	Cash and Cash Equivalents	94,772			94,772	
0110	Investments					
0130	Due From Other Funds	57,255			57,255	
0141	Due From Other Governments					
0142	State Revenue Receivable					
0143	Federal Revenue Receivable					
0146	Due from Primary Government					
0147	Due from Component Unit					
0150	Other Receivables					
0170	Inventories	4,658			4,658	
0180	Prepaid Expenses (Expenditures)					
0190	Other Current Assets					
<b>Total Current Assets</b>		<b>\$156,685</b>			<b>\$156,685</b>	
<b>Noncurrent Assets</b>						
0211	Land					
0212	Site Improvements (Net)					
0220	Buildings and Building Improvements (Net)					
0230	Machinery, Equipment and Furniture (Net)	23,430			23,430	
0250	Construction in Progress					
0260	Long Term Prepayments					
0290	Other Noncurrent Assets					
<b>Total Noncurrent Assets</b>		<b>\$23,430</b>			<b>\$23,430</b>	
0910	Deferred Outflows of Resources	91,675			91,675	
<b>Total Assets And Deferred Outflows Of Resources</b>		<b>\$271,790</b>			<b>\$271,790</b>	

LEA : 119584503      Montrose Area SD

Printed 11/27/2019 12:35:45 PM

Amounts Expressed in Whole Dollars	<u>Food Service</u> <u>(51)</u>	<u>Child Care</u> <u>Operations</u> <u>(52)</u>	<u>Other Enterprise</u> <u>(58)</u>	<u>TOTAL</u>	<u>Internal Service</u> <u>(60)</u>
<b>Liabilities And Deferred Inflows Of Resources And Net Position</b>					
<b>Current Liabilities</b>					
0400 Due to Other Funds	72,826			72,826	
0411 Due to Other Governments					
0413 Due to Component Unit					
0420 Accounts Payable					
0430 Contracts Payable					
0440 Current Portion of Long-Term Debt					
0450 Short-Term Payables					
0461 Accrued Salaries and Benefits					
0462 Payroll Deductions and Withholding					
0480 Unearned Revenues	12,309			12,309	
0490 Other Current Liabilities					
<b>Total Current Liabilities</b>	<b>\$85,135</b>			<b>\$85,135</b>	
<b>Noncurrent Liabilities</b>					
0510 Bonds Payable					
0520 Extended-Term Financing Agreements Payable					
0530 Lease-Purchase Obligations					
0540 Accumulated Compensated Absences					
0550 Authority Lease Obligations					
0560 Other Post-Employment Benefits (OPEB)					
0570 Net Pension Liability	783,593			783,593	
0599 Other Noncurrent Liabilities					
<b>Total Noncurrent Liabilities</b>	<b>\$783,593</b>			<b>\$783,593</b>	
<b>Total Liabilities</b>	<b>\$868,728</b>			<b>\$868,728</b>	
0950 Deferred Inflows of Resources	21,319			21,319	
<b>Net Position</b>					
0791 Net Investment in Capital Assets	23,430			23,430	
0008 Restricted Net Position (0792 – 0798)					
0799 Unrestricted Net Position	(641,687)			(641,687)	
<b>Total Net Position</b>	<b>(\$618,257)</b>			<b>(\$618,257)</b>	
<b>Total Liabilities And Deferred Inflows Of Resources And Net Position</b>	<b>\$271,790</b>			<b>\$271,790</b>	

Amounts Expressed in Whole Dollars	Food Service (51)	Child Care Operations (52)	Other Enterprise (58)	TOTAL	Internal Service (60)
<b>Operating Revenues</b>					
6600 Food Service Revenue	208,071			208,071	
0071 Charges for Services					
0072 Other Operating Revenue					
<b>Total Operating Revenues</b>	<b>\$208,071</b>			<b>\$208,071</b>	
<b>Operating Expenses</b>					
100 Personnel Services – Salaries	201,053			201,053	
200 Personnel Services – Employee Benefits	155,609			155,609	
300 Purchased Professional and Technical Services					
400 Purchased Property Services	17,508			17,508	
500 Other Purchased Services	1,508			1,508	
600 Supplies	283,382			283,382	
740 Depreciation	12,839			12,839	
810 Dues and Fees					
890 Miscellaneous Expenditures	3,405			3,405	
<b>Total Operating Expenses</b>	<b>\$675,304</b>			<b>\$675,304</b>	
<b>Operating Income (Loss)</b>	<b>(\$467,233)</b>			<b>(\$467,233)</b>	
<b>Non Operating Revenues (Expenses)</b>					
6500 Earnings on Investments	779			779	
6920 Contributions and Donations from Private Sources					
6930 Gains or Losses on Sale of Fixed Assets					
6991 Refunds of a Prior Year Expenditure					
7000 Revenue from State Sources	65,511			65,511	
8000 Revenue from Federal Sources	394,452			394,452	
9990 Insurance Recoveries					
820 Claims and Judgments Against the LEA					
830 Interest					
<b>TOTAL Non Operating Revenues (Expenses)</b>	<b>\$460,742</b>			<b>\$460,742</b>	
<b>Income (Loss) Before Contributions And Transfers</b>	<b>(\$6,491)</b>			<b>(\$6,491)</b>	

Amounts Expressed in Whole Dollars	<u>Food Service</u> <u>(51)</u>	<u>Child Care Operations</u> <u>(52)</u>	<u>Other Enterprise</u> <u>(58)</u>	<u>TOTAL</u>	<u>Internal Service</u> <u>(60)</u>
<b>Contributions, Transfers, and Special and Extraordinary Items</b>					
5200 Interfund Transfers – Out					
5300 Transfers Out to Component Units/Primary Governments					
5520 Special Items – Losses					
5530 Extraordinary Items – Losses					
9300 Interfund Transfers - IN					
9500 Capital Contributions					
9700 Transfers IN From Component Units/Primary Governments					
9920 Special Items – Gains					
9930 Extraordinary Items – Gains					
<b>Change In Net Position</b>	<b>(\$6,491)</b>			<b>(\$6,491)</b>	
0002 Net Position - Beginning of Fiscal Year	(611,766)			(611,766)	
0003 Accounting Changes / Residual Equity Transfers					
<b>Net Position - End Of Year</b>	<b>(\$618,257)</b>			<b>(\$618,257)</b>	

LEA : 119584503      Montrose Area SD

Printed 11/27/2019 12:36:03 PM

Amounts Expressed in Whole Dollars	<u>Food Service</u> <u>(51)</u>	<u>Child Care Operations</u> <u>(52)</u>	<u>Other Enterprise</u> <u>(58)</u>	<u>TOTAL</u>	<u>Internal Service(60)</u>
<b>Cash Flows From Operating Activities</b>					
0011 Cash Receipts From Users	208,071			208,071	
0012 Cash Receipts From Assessments Made to Other Funds					
0013 Cash Receipts From Earnings on Investments					
0014 Cash Receipts From Other Operating Revenue					
0015 Cash Payments To Employees For Services	205,220			205,220	
0016 Cash Payments For Insurance Claims					
0017 Cash Payments To Suppliers For Goods and Services	397,406			397,406	
0018 Cash Payments For Other Operating Expenses	3,405			3,405	
<b>Net Cash Provided By (Used For) Operating Activities</b>	<b>(\$397,960)</b>			<b>(\$397,960)</b>	
<b>Cash Flows From Non-Capital Financing Activities</b>					
0021 Receipts From Local Sources - 6000					
0022 Receipts From State Sources - 7000	66,835			66,835	
0023 Receipts From Federal Sources -8000	366,787			366,787	
0024 Notes and Loans Received (Repaid)					
0025 Interest Paid on Notes/Loans - 5100-830					
0026 Operating Transfers In (Out)/Residual Equity Trans					
0027 Operating Transfers In (Out) Primary Government / Comp Unit					
0028 Receipts From Refund of Prior Year Expenditures - 6991					
0029 Special and Extraordinary Gains (losses)					
0030 Receipts from Insurance Recoveries -9990					
<b>Net Cash Prov By (Used for) Non-Capital Financing Activities</b>	<b>\$433,622</b>			<b>\$433,622</b>	
<b>Cash Flows From Capital and Related Financing Activities</b>					
0031 Payments For Fac Acq, Const, and Imp - 4000					
0032 Gain / (Loss) on Sale of Fixed Assets - 6930					
0033 Proceeds From Extended Term Financing - 9200					
0034 Principal Paid on Financing Agreements					
0035 Interest Paid on Financing Agreements - 5100-830					
0036 (Inc) Dec in Contributed Capital					
<b>Net Cash Prov By (Used for) Capital and Related Financing Activities</b>					
<b>Cash Flows From Investing Activities</b>					
0041 Earnings on Investments - 6500	779			779	
0042 Purchase of Inv Securities / Deposits to Inv Pools					
0043 Receipts From Investment Pool Withdrawals					
0044 Proceeds from Sale and Maturity of Inv Securities					



LEA : 119584503      Montrose Area SD

Printed 11/27/2019 12:36:03 PM

0045   Loans Received (Paid)

Net Cash Prov By (Used for) Investing Activities	\$779	\$779
--	-------	-------

LEA : 119584503      Montrose Area SD

Printed 11/27/2019 12:36:03 PM

	Food Service (51)	Child Care Operations (52)	Other Enterprise (58)	TOTAL	Internal Service (60)
Net Increase (Decrease) in Cash Flows	36,441			36,441	
0004 Cash and Cash Equivalents Beginning of Year	58,331			58,331	
Cash and Cash Equivalents at Year End	\$94,772			\$94,772	
Reconciliation of Operating Income (Loss) To Net Cash Provided by (Used For) Operating Activities					
0005 Operating Income (Loss) per REP	(467,233)			(467,233)	
Adjustments					
0051 Depreciation and Net Amortization	12,839			12,839	
0052 Provision for Uncollectible Accounts					
0053 Other Adjustments	46,871			46,871	
Effect of Changes in Assets, Liabilities, Deferred Outflows and Deferred Inflows					
0054 (Inc) Dec In Accounts Receivable (0120-0150)	(4,167)			(4,167)	
0055 Advances to Other Funds (0160)					
0056 (Inc) Dec in Inventories (0170)	(110)			(110)	
0057 (Inc) Dec in Prepaid Expenses (0180)					
0058 (Inc) Dec in Other Current or Noncurrent Assets					
0064 Deferred Outflows (0910)	30,186			30,186	
0059 Inc (Dec) in Accounts Payable (0400-0450)	6,275			6,275	
0060 Inc (Dec) in Accrued Salaries/Benefits (0461)					
0065 Inc (Dec) in Net Pension Liabilities (0570)	(23,303)			(23,303)	
0066 Inc (Dec) in Other Postemp Benefit Oblig (0560)					
0061 Inc (Dec) in Payroll Deductions/Withholding (0462)					
0062 Inc (Dec) in Unearned Revenue (0480)	(378)			(378)	
0063 Inc (Dec) in Other Current or Noncurrent Liabilities					
0067 Deferred Inflows (0950)	1,060			1,060	
Total Adjustments	\$69,273			\$69,273	
Cash Provided By (Used for) Total	(\$397,960)			(\$397,960)	

COMBINED STATEMENT OF CASH FLOWS  
SCHEDULE OF NONCASH INVESTING, CAPITAL, AND FINANCING ACTIVITIES

Explanation of Transaction and Balance Sheet Effect	Amount
Total	

LEA : 119584503     Montrose Area SD

Printed 11/27/2019 12:36:06 PM

Amounts Expressed in Whole Dollars	<u>Private Purpose Trust</u> <u>(71)</u>	<u>Investment Trust</u> <u>(72)</u>	<u>Pension Trust</u> <u>(73)</u>	<u>Activity</u> <u>(81)</u>
<b>Assets And Deferred Outflows Of Resources</b>				
<b>Assets</b>				
0100 Cash and Cash Equivalents	6,702			94,933
0110 Investments	2,250			
0130 Due From Other Funds				
0147 Due from Component Unit				
0150 Other Receivables				
0170 Inventories				
0180 Prepaid Expenses (Expenditures)				
0190 Other Current Assets				
0220 Buildings and Building Improvements (Net)				
0230 Machinery, Equipment and Furniture (Net)				
<b>Total Assets</b>	<b>\$8,952</b>			<b>\$94,933</b>
0910 Deferred Outflows of Resources				
<b>Total Assets And Deferred Outflows Of Resources</b>	<b>\$8,952</b>			<b>\$94,933</b>

LEA : 119584503     Montrose Area SD

Printed 11/27/2019 12:36:06 PM

Amounts Expressed in Whole Dollars	<u>Other Agency</u> <u>(89)</u>	<u>Discrete Component Units</u> <u>(98)</u>	<u>Discrete Component Units</u> <u>(99)</u>	<u>Total Fiduciary Funds</u>
<b>Assets And Deferred Outflows Of Resources</b>				
<b>Assets</b>				
0100 Cash and Cash Equivalents	1,235,501			1,337,136
0110 Investments				2,250
0130 Due From Other Funds				
0147 Due from Component Unit				
0150 Other Receivables				
0170 Inventories				
0180 Prepaid Expenses (Expenditures)				
0190 Other Current Assets				
0220 Buildings and Building Improvements (Net)				
0230 Machinery, Equipment and Furniture (Net)				
<b>Total Assets</b>	<b>\$1,235,501</b>			<b>\$1,339,386</b>
0910 Deferred Outflows of Resources				
<b>Total Assets And Deferred Outflows Of Resources</b>	<b>\$1,235,501</b>			<b>\$1,339,386</b>

LEA : 119584503     Montrose Area SD

Printed 11/27/2019 12:36:06 PM

Amounts Expressed in Whole Dollars	<u>Private Purpose Trust</u> <u>(71)</u>	<u>Investment Trust</u> <u>(72)</u>	<u>Pension Trust</u> <u>(73)</u>	<u>Activity</u> <u>(81)</u>
<b>Liabilities, Deferred Inflows Of Resources And Net Position</b>				
<b>Liabilities</b>				
0400 Due to Other Funds				
0411 Due to Other Governments				
0412 Due to Primary Government				
0413 Due to Component Unit				
0420 Accounts Payable				
0430 Contracts Payable				
0450 Short-Term Payables				
0461 Accrued Salaries and Benefits				
0462 Payroll Deductions and Withholding				
0480 Unearned Revenues				
0490 Other Current Liabilities				94,933
<b>Total Liabilities</b>				<b>\$94,933</b>
0950 Deferred Inflows of Resources				
<b>Net Position</b>				
0791 Net Investment in Capital Assets				
0009 Restricted Net Position (0792 – 0798)	8,952			
0799 Unrestricted Net Position				
<b>Total Net Position</b>	<b>\$8,952</b>			
<b>Total Liabilities, Deferred Inflows Of Resources And Net Position</b>	<b>\$8,952</b>			<b>\$94,933</b>

LEA : 119584503     Montrose Area SD

Printed 11/27/2019 12:36:06 PM

Amounts Expressed in Whole Dollars		<u>Other Agency</u> <u>(89)</u>	<u>Discrete Component Units</u> <u>(98)</u>	<u>Discrete Component Units</u> <u>(99)</u>	<u>Total Fiduciary Funds</u>
<b>Liabilities, Deferred Inflows Of Resources And Net Position</b>					
<b>Liabilities</b>					
0400	Due to Other Funds				
0411	Due to Other Governments				
0412	Due to Primary Government				
0413	Due to Component Unit				
0420	Accounts Payable				
0430	Contracts Payable				
0450	Short-Term Payables				
0461	Accrued Salaries and Benefits				
0462	Payroll Deductions and Withholding	1,235,501			1,235,501
0480	Unearned Revenues				
0490	Other Current Liabilities				94,933
<b>Total Liabilities</b>		<b>\$1,235,501</b>			<b>\$1,330,434</b>
0950	Deferred Inflows of Resources				
<b>Net Position</b>					
0791	Net Investment in Capital Assets				
0009	Restricted Net Position (0792 – 0798)				8,952
0799	Unrestricted Net Position				
<b>Total Net Position</b>					<b>\$8,952</b>
<b>Total Liabilities, Deferred Inflows Of Resources And Net Position</b>		<b>\$1,235,501</b>			<b>\$1,339,386</b>

LEA : 119584503     Montrose Area SD

Printed 11/27/2019 12:36:08 PM

Amounts Expressed in Whole Dollars	<u>Private Purpose Trust</u> <u>(71)</u>	<u>Investment Trust</u> <u>(72)</u>	<u>Pension Trust</u> <u>(73)</u>	<u>Discrete Component</u> <u>Units</u> <u>(98)</u>	<u>Discrete Component</u> <u>Units</u> <u>(99)</u>	<u>Total Fiduciary</u> <u>Funds</u>
<b>Additions</b>						
0091 Gifts and Contributions						
0092 Other Additions	29					29
<b>Deductions</b>						
0093 Scholarships Awarded	28					28
0094 Other Deductions						
<b>Change In Net Position</b>	<b>\$1</b>					<b>\$1</b>
0006 Net Position – Beginning of Fiscal Year	8,951					8,951
0007 Net Position Held in Trust for Pension Benefits						
<b>Net Position - End of Fiscal Year</b>	<b>\$8,952</b>					<b>\$8,952</b>



LEA : 119584503      Montrose Area SD

General Fund (10)

Printed 11/27/2019 12:36:11 PM

Page - 1 of 3

	Revenue Reported In Current Year	Current Year Tax Accrual	Prior Year Tax Accrual	Taxes Collected In Current Year
<b>Revenue from Local Sources</b>				
6111 Current Real Estate Taxes	10,004,203.54			10,004,203.54
6113 Public Utility Realty Taxes	10,648.93			10,648.93
6114 Payments in Lieu of Current Taxes - State / Local	6,697.53			6,697.53
6120 Current Per Capita Taxes, Section 679	15,695.10			15,695.10
6141 Current Act 511 Per Capita Taxes	15,695.10			15,695.10
6152 Current Act 511 Occupation Taxes	64,046.45			64,046.45
6153 Current Act 511 Real Estate Transfer Taxes	174,649.46	11,261.72	17,017.36	180,405.10
6411 Delinquent Real Estate Taxes	602,876.05	91,011.42	96,530.28	608,394.91
6420 Delinquent Per Capita Taxes, Section 679	231.00			231.00
6440 Delinquent Local Enabling Taxes - Flat Rate Assessments	231.00			231.00
6452 Delinquent Act 511 Occupation Taxes	1,014.75			1,014.75
6500 Earnings on Investments	103,212.61			
6700 Revenues from LEA Activities	16,358.95			
6832 Federal IDEA Revenue Received as Pass Through	288,876.66			
6910 Rentals	551,740.06			
6942 Summer School Tuition	2,204.00			
6980 Revenue from Community Services Activities	236,160.74			
6991 Refunds of a Prior Year Expenditure	215,020.94			
6999 Other Revenues Not Specified Above	842.29			
<b>TOTAL Revenue from Local Sources</b>	<b>\$12,310,405.16</b>	<b>\$102,273.14</b>	<b>\$113,547.64</b>	<b>\$10,907,263.41</b>

	Revenue Reported In Current Year			
<b>Revenue from State Sources</b>				
7110 Basic Education Funding	7,618,251.11			
7160 Tuition for Orphans Subsidy	3,140.15			
7240 Driver Education - Student	490.00			
7271 Special Education funds for School-Aged Pupils	1,296,200.26			
7299 Program Revenues Not Listed Previously in the 7200 Series	6,003.51			
7311 Pupil Transportation Subsidy	1,341,651.99			
7312 Nonpublic and Charter School Pupil Transportation Subsidy	14,245.00			
7330 Health Services (Medical, Dental, Nurse, Act 25)	24,991.78			
7340 State Property Tax Reduction Allocation	1,098,680.27			
7361 School Safety and Security Grants	24,970.96			
7505 Ready to Learn Block Grant	290,716.00			
7810 State Share of Social Security and Medicare Taxes	440,143.56			
7820 State Share of Retirement Contributions	1,989,099.57			
<b>TOTAL Revenue from State Sources</b>	<b>\$14,148,584.16</b>			

	Revenue Reported In Current Year			
<b><u>Revenue from Federal Sources</u></b>				
8514 NCLB, Title I - Improving the Academic Achievement of the Disadvantaged	413,565.07			
8515 NCLB, Title II - Preparing, Training and Recruiting High Quality Teachers and Principals	62,316.00			
8516 NCLB, Title III - Language Instruction for Limited English Proficient and Immigrant Students	181.97			
8517 NCLB, Title IV - 21St Century Schools	24,835.00			
8810 School-Based Access Medicaid Reimbursement Program (SBAP) Reimbursements (Access)	57,450.33			
8820 Medical Assistance Reimbursement for Administrative Claiming (Quarterly) Program	1,594.72			
<b>TOTAL Revenue from Federal Sources</b>	<b>\$559,943.09</b>			
<b>TOTAL FROM ALL SOURCES</b>	<b>\$27,018,932.41</b>	<b>\$102,273.14</b>	<b>\$113,547.64</b>	<b>\$10,907,263.41</b>

Revenue from Local Sources	12,310,405.16
Revenue from State Sources	14,148,584.16
Revenue from Federal Sources	559,943.09
Other Financing Sources	
<b>TOTAL FROM ALL SOURCES</b>	<b>\$27,018,932.41</b>

LEA : 119584503      Montrose Area SD

Printed 11/27/2019 12:36:24 PM

<b>General Fund (10)</b>	
<b>1000 Instruction</b>	<b><u>Total</u></b>
<b>100 <u>Personnel Services – Salaries</u></b>	
100 Personnel Services – Salaries	8,424,320.82
<b>Total Personnel Services – Salaries</b>	<b>\$8,424,320.82</b>
<b>200 <u>Personnel Services – Employee Benefits</u></b>	
210 Group Insurance – Contracted Provider	1,572,119.75
220 Social Security Contributions	629,137.14
230 PSERS Retirement Contributions	2,813,501.38
260 Workers' Compensation	45,144.58
<b>Total Personnel Services – Employee Benefits</b>	<b>\$5,059,902.85</b>
<b>300 <u>Purchased Professional and Technical Services</u></b>	
322 Professional Educational Services – Ius	165,389.43
329 Professional Educational Services – Other	220,827.27
330 Other Professional Services	52,710.70
<b>Total Purchased Professional and Technical Services</b>	<b>\$438,927.40</b>
<b>400 <u>Purchased Property Services</u></b>	
430 Repairs and Maintenance Services	10,811.97
440 Rentals	45,888.48
<b>Total Purchased Property Services</b>	<b>\$56,700.45</b>
<b>500 <u>Other Purchased Services</u></b>	
510 Student Transportation Services	51,863.60
550 Printing and Binding	826.51
561 Tuition To Other School Districts Within the State	63,969.69
562 Tuition To Pennsylvania Charter Schools	657,853.97
564 Tuition To Career and Technology Centers	581,504.41
567 Tuition To Approved Private Schools (APS) and PA Chartered Schools for the Deaf and Blind	26,738.52
568 Tuition To Private Residential Rehabilitative Institutions (PRRI) [In-State] and Detention Centers	118,469.86
580 Travel	7,271.55
597 Direct Payments To Intermediate Units for Institutionalized Childrens' Program	14,194.06
<b>Total Other Purchased Services</b>	<b>\$1,522,692.17</b>
<b>600 <u>Supplies</u></b>	
610 General Supplies	202,843.04
620 Energy	69.52
630 Food	1,663.65
640 Books and Periodicals	15,380.85
<b>Total Supplies</b>	<b>\$219,957.06</b>
<b>700 <u>Property</u></b>	
762 Capitalized Equipment - Replacement	2,464.26
<b>Total Property</b>	<b>\$2,464.26</b>
<b>800 <u>Other Objects</u></b>	
810 Dues and Fees	8,715.56
890 Miscellaneous Expenditures	3,094.34

LEA : 119584503     Montrose Area SD

Printed 11/27/2019 12:36:24 PM

General Fund (10)

1000 Instruction

		<u>Total</u>
Total Other Objects		\$11,809.90
Total 1000 Instruction		\$15,736,774.91

LEA : 119584503      Montrose Area SD

Printed 11/27/2019 12:36:24 PM

General Fund (10)				
1100 Regular Programs – Elementary / Secondary	<u>Elementary</u>	<u>Secondary</u>	<u>Federal</u>	<u>Total</u>
100 <u>Personnel Services – Salaries</u>				
100 Personnel Services – Salaries	3,138,558.69	3,209,633.05	362,137.06	6,710,328.80
Total Personnel Services – Salaries	\$3,138,558.69	\$3,209,633.05	\$362,137.06	\$6,710,328.80
200 <u>Personnel Services – Employee Benefits</u>				
210 Group Insurance – Contracted Provider	587,047.84	604,222.15	68,935.52	1,260,205.51
220 Social Security Contributions	245,608.55	240,252.93	21,009.84	506,871.32
230 PSERS Retirement Contributions	1,085,504.83	1,073,176.36	104,869.32	2,263,550.51
260 Workers' Compensation	18,108.65	16,729.39	1,470.04	36,308.08
Total Personnel Services – Employee Benefits	\$1,936,269.87	\$1,934,380.83	\$196,284.72	\$4,066,935.42
300 <u>Purchased Professional and Technical Services</u>				
322 Professional Educational Services – Ius		43,910.00		43,910.00
330 Other Professional Services	4,625.00			4,625.00
Total Purchased Professional and Technical Services	\$4,625.00	\$43,910.00		\$48,535.00
400 <u>Purchased Property Services</u>				
430 Repairs and Maintenance Services		10,811.97		10,811.97
440 Rentals	29,596.32	16,292.16		45,888.48
Total Purchased Property Services	\$29,596.32	\$27,104.13		\$56,700.45
500 <u>Other Purchased Services</u>				
510 Student Transportation Services	18,701.23	12,225.09	9,000.00	39,926.32
550 Printing and Binding		826.51		826.51
562 Tuition To Pennsylvania Charter Schools	328,926.98	328,926.99		657,853.97
568 Tuition To Private Residential Rehabilitative Institutions (PRRI) [In-State] and Detention Centers		14,389.62		14,389.62
580 Travel	600.00		1,008.00	1,608.00
Total Other Purchased Services	\$348,228.21	\$356,368.21	\$10,008.00	\$714,604.42
600 <u>Supplies</u>				
610 General Supplies	58,524.73	113,906.69	2,907.56	175,338.98
630 Food		1,663.65		1,663.65
640 Books and Periodicals	6,134.50	3,448.21		9,582.71
Total Supplies	\$64,659.23	\$119,018.55	\$2,907.56	\$186,585.34
700 <u>Property</u>				
762 Capitalized Equipment - Replacement		2,464.26		2,464.26
Total Property		\$2,464.26		\$2,464.26
800 <u>Other Objects</u>				
810 Dues and Fees	414.00	7,594.56		8,008.56
Total Other Objects	\$414.00	\$7,594.56		\$8,008.56
Total 1100 Regular Programs – Elementary / Secondary	\$5,522,351.32	\$5,700,473.59	\$571,337.34	\$11,794,162.25

LEA : 119584503     Montrose Area SD

Printed 11/27/2019 12:36:24 PM

<b>General Fund (10)</b>				
<b>1110 Regular Programs</b>	<b><u>Elementary</u></b>	<b><u>Secondary</u></b>	<b><u>Federal</u></b>	<b><u>Total</u></b>
<b>100 <u>Personnel Services – Salaries</u></b>				
100 Personnel Services – Salaries	3,138,558.69	3,209,633.05	39,634.00	6,387,825.74
<b>Total Personnel Services – Salaries</b>	<b>\$3,138,558.69</b>	<b>\$3,209,633.05</b>	<b>\$39,634.00</b>	<b>\$6,387,825.74</b>
<b>200 <u>Personnel Services – Employee Benefits</u></b>				
210 Group Insurance – Contracted Provider	587,047.84	604,222.15	8,578.08	1,199,848.07
220 Social Security Contributions	245,608.55	240,252.93	5,741.38	491,602.86
230 PSERS Retirement Contributions	1,085,504.83	1,073,176.36	25,792.25	2,184,473.44
260 Workers' Compensation	18,108.65	16,729.39	407.26	35,245.30
<b>Total Personnel Services – Employee Benefits</b>	<b>\$1,936,269.87</b>	<b>\$1,934,380.83</b>	<b>\$40,518.97</b>	<b>\$3,911,169.67</b>
<b>300 <u>Purchased Professional and Technical Services</u></b>				
322 Professional Educational Services – Ius		43,910.00		43,910.00
330 Other Professional Services	4,625.00			4,625.00
<b>Total Purchased Professional and Technical Services</b>	<b>\$4,625.00</b>	<b>\$43,910.00</b>		<b>\$48,535.00</b>
<b>400 <u>Purchased Property Services</u></b>				
430 Repairs and Maintenance Services		10,811.97		10,811.97
440 Rentals	29,596.32	16,292.16		45,888.48
<b>Total Purchased Property Services</b>	<b>\$29,596.32</b>	<b>\$27,104.13</b>		<b>\$56,700.45</b>
<b>500 <u>Other Purchased Services</u></b>				
510 Student Transportation Services	18,701.23	12,225.09		30,926.32
550 Printing and Binding		826.51		826.51
562 Tuition To Pennsylvania Charter Schools	328,926.98	328,926.99		657,853.97
568 Tuition To Private Residential Rehabilitative Institutions (PRRI) [In-State] and Detention Centers		14,389.62		14,389.62
580 Travel	600.00			600.00
<b>Total Other Purchased Services</b>	<b>\$348,228.21</b>	<b>\$356,368.21</b>		<b>\$704,596.42</b>
<b>600 <u>Supplies</u></b>				
610 General Supplies	58,524.73	113,906.69		172,431.42
630 Food		1,663.65		1,663.65
640 Books and Periodicals	6,134.50	3,448.21		9,582.71
<b>Total Supplies</b>	<b>\$64,659.23</b>	<b>\$119,018.55</b>		<b>\$183,677.78</b>
<b>700 <u>Property</u></b>				
762 Capitalized Equipment - Replacement		2,464.26		2,464.26
<b>Total Property</b>		<b>\$2,464.26</b>		<b>\$2,464.26</b>
<b>800 <u>Other Objects</u></b>				
810 Dues and Fees	414.00	7,594.56		8,008.56
<b>Total Other Objects</b>	<b>\$414.00</b>	<b>\$7,594.56</b>		<b>\$8,008.56</b>
<b>Total 1110 Regular Programs</b>	<b>\$5,522,351.32</b>	<b>\$5,700,473.59</b>	<b>\$80,152.97</b>	<b>\$11,302,977.88</b>



LEA : 119584503      Montrose Area SD

Printed 11/27/2019 12:36:24 PM

General Fund (10)				
1190 Federally-Funded Regular Programs	<u>Elementary</u>	<u>Secondary</u>	<u>Federal</u>	<u>Total</u>
100 <u>Personnel Services – Salaries</u>				
100 Personnel Services – Salaries			322,503.06	322,503.06
Total Personnel Services – Salaries			\$322,503.06	\$322,503.06
200 <u>Personnel Services – Employee Benefits</u>				
210 Group Insurance – Contracted Provider			60,357.44	60,357.44
220 Social Security Contributions			15,268.46	15,268.46
230 PSERS Retirement Contributions			79,077.07	79,077.07
260 Workers' Compensation			1,062.78	1,062.78
Total Personnel Services – Employee Benefits			\$155,765.75	\$155,765.75
500 <u>Other Purchased Services</u>				
510 Student Transportation Services			9,000.00	9,000.00
580 Travel			1,008.00	1,008.00
Total Other Purchased Services			\$10,008.00	\$10,008.00
600 <u>Supplies</u>				
610 General Supplies			2,907.56	2,907.56
Total Supplies			\$2,907.56	\$2,907.56
Total 1190 Federally-Funded Regular Programs			\$491,184.37	\$491,184.37

LEA : 119584503      Montrose Area SD

Printed 11/27/2019 12:36:24 PM

<b>General Fund (10)</b>				
<b>1200 Special Programs – Elementary / Secondary</b>	<b><u>Elementary</u></b>	<b><u>Secondary</u></b>	<b><u>Federal</u></b>	<b><u>Total</u></b>
<b>100 <u>Personnel Services – Salaries</u></b>				
100 Personnel Services – Salaries	855,666.45	760,130.03	15,422.15	1,631,218.63
<b>Total Personnel Services – Salaries</b>	<b>\$855,666.45</b>	<b>\$760,130.03</b>	<b>\$15,422.15</b>	<b>\$1,631,218.63</b>
<b>200 <u>Personnel Services – Employee Benefits</u></b>				
210 Group Insurance – Contracted Provider	180,561.04	129,179.59		309,740.63
220 Social Security Contributions	59,556.98	55,314.84	1,179.17	116,050.99
230 PSERS Retirement Contributions	268,034.80	249,427.79	5,155.60	522,618.19
260 Workers' Compensation	4,358.43	4,264.13		8,622.56
<b>Total Personnel Services – Employee Benefits</b>	<b>\$512,511.25</b>	<b>\$438,186.35</b>	<b>\$6,334.77</b>	<b>\$957,032.37</b>
<b>300 <u>Purchased Professional and Technical Services</u></b>				
322 Professional Educational Services – Ius	28,183.25	93,296.18		121,479.43
329 Professional Educational Services – Other	81,688.46	81,688.48	57,450.33	220,827.27
330 Other Professional Services		48,085.70		48,085.70
<b>Total Purchased Professional and Technical Services</b>	<b>\$109,871.71</b>	<b>\$223,070.36</b>	<b>\$57,450.33</b>	<b>\$390,392.40</b>
<b>500 <u>Other Purchased Services</u></b>				
510 Student Transportation Services		424.75	11,512.53	11,937.28
561 Tuition To Other School Districts Within the State	1,900.00	62,069.69		63,969.69
567 Tuition To Approved Private Schools (APS) and PA Chartered Schools for the Deaf and Blind			26,738.52	26,738.52
568 Tuition To Private Residential Rehabilitative Institutions (PRRI) [In-State] and Detention Centers	50,085.14	51,005.13		101,090.27
580 Travel	2,477.52	2,477.53		4,955.05
597 Direct Payments To Intermediate Units for Institutionalized Childrens' Program	14,194.06			14,194.06
<b>Total Other Purchased Services</b>	<b>\$68,656.72</b>	<b>\$115,977.10</b>	<b>\$38,251.05</b>	<b>\$222,884.87</b>
<b>600 <u>Supplies</u></b>				
610 General Supplies	12,430.00	9,588.28	4,867.27	26,885.55
640 Books and Periodicals	5,088.16	435.09		5,523.25
<b>Total Supplies</b>	<b>\$17,518.16</b>	<b>\$10,023.37</b>	<b>\$4,867.27</b>	<b>\$32,408.80</b>
<b>800 <u>Other Objects</u></b>				
810 Dues and Fees	480.00	227.00		707.00
890 Miscellaneous Expenditures	387.17	387.17		774.34
<b>Total Other Objects</b>	<b>\$867.17</b>	<b>\$614.17</b>		<b>\$1,481.34</b>
<b>Total 1200 Special Programs – Elementary / Secondary</b>	<b>\$1,565,091.46</b>	<b>\$1,548,001.38</b>	<b>\$122,325.57</b>	<b>\$3,235,418.41</b>

LEA : 119584503      Montrose Area SD

Printed 11/27/2019 12:36:24 PM

<b>General Fund (10)</b>				
<b>1210 Life Skills Support</b>	<b><u>Elementary</u></b>	<b><u>Secondary</u></b>	<b><u>Federal</u></b>	<b><u>Total</u></b>
<b>100 <u>Personnel Services – Salaries</u></b>				
100 Personnel Services – Salaries	87,463.56	102,286.36		189,749.92
<b>Total Personnel Services – Salaries</b>	<b>\$87,463.56</b>	<b>\$102,286.36</b>		<b>\$189,749.92</b>
<b>200 <u>Personnel Services – Employee Benefits</u></b>				
210 Group Insurance – Contracted Provider	18,003.02	5,608.95		23,611.97
220 Social Security Contributions	4,776.05	7,742.66		12,518.71
230 PSERS Retirement Contributions	25,238.87	34,190.97		59,429.84
260 Workers' Compensation	334.38	569.44		903.82
<b>Total Personnel Services – Employee Benefits</b>	<b>\$48,352.32</b>	<b>\$48,112.02</b>		<b>\$96,464.34</b>
<b>300 <u>Purchased Professional and Technical Services</u></b>				
322 Professional Educational Services – Ius		35,247.93		35,247.93
<b>Total Purchased Professional and Technical Services</b>		<b>\$35,247.93</b>		<b>\$35,247.93</b>
<b>500 <u>Other Purchased Services</u></b>				
561 Tuition To Other School Districts Within the State		62,069.69		62,069.69
<b>Total Other Purchased Services</b>		<b>\$62,069.69</b>		<b>\$62,069.69</b>
<b>600 <u>Supplies</u></b>				
610 General Supplies	1,174.53	2,550.36		3,724.89
<b>Total Supplies</b>	<b>\$1,174.53</b>	<b>\$2,550.36</b>		<b>\$3,724.89</b>
<b>Total 1210 Life Skills Support</b>	<b>\$136,990.41</b>	<b>\$250,266.36</b>		<b>\$387,256.77</b>

LEA : 119584503     Montrose Area SD

Printed 11/27/2019 12:36:24 PM

General Fund (10)				
1220 Sensory Support	<u>Elementary</u>	<u>Secondary</u>	<u>Federal</u>	<u>Total</u>
100 <u>Personnel Services – Salaries</u>				
100 Personnel Services – Salaries	84,726.74			84,726.74
<b>Total Personnel Services – Salaries</b>	<b>\$84,726.74</b>			<b>\$84,726.74</b>
200 <u>Personnel Services – Employee Benefits</u>				
210 Group Insurance – Contracted Provider	31,425.63			31,425.63
220 Social Security Contributions	6,064.24			6,064.24
230 PSERS Retirement Contributions	19,324.23			19,324.23
260 Workers' Compensation	470.60			470.60
<b>Total Personnel Services – Employee Benefits</b>	<b>\$57,284.70</b>			<b>\$57,284.70</b>
300 <u>Purchased Professional and Technical Services</u>				
322 Professional Educational Services – Ius		52,753.85		52,753.85
329 Professional Educational Services – Other	14,611.08	14,611.09	57,450.33	86,672.50
<b>Total Purchased Professional and Technical Services</b>	<b>\$14,611.08</b>	<b>\$67,364.94</b>	<b>\$57,450.33</b>	<b>\$139,426.35</b>
500 <u>Other Purchased Services</u>				
561 Tuition To Other School Districts Within the State	1,900.00			1,900.00
<b>Total Other Purchased Services</b>	<b>\$1,900.00</b>			<b>\$1,900.00</b>
600 <u>Supplies</u>				
610 General Supplies	1,480.55			1,480.55
<b>Total Supplies</b>	<b>\$1,480.55</b>			<b>\$1,480.55</b>
800 <u>Other Objects</u>				
810 Dues and Fees	253.00			253.00
<b>Total Other Objects</b>	<b>\$253.00</b>			<b>\$253.00</b>
<b>Total 1220 Sensory Support</b>	<b>\$160,256.07</b>	<b>\$67,364.94</b>	<b>\$57,450.33</b>	<b>\$285,071.34</b>

LEA : 119584503      Montrose Area SD

Printed 11/27/2019 12:36:24 PM

<b>General Fund (10)</b>				
<b>1230 Emotional Support</b>	<u><b>Elementary</b></u>	<u><b>Secondary</b></u>	<u><b>Federal</b></u>	<u><b>Total</b></u>
<b>100 <u>Personnel Services – Salaries</u></b>				
100 Personnel Services – Salaries	168,664.05	260,187.76		428,851.81
<b>Total Personnel Services – Salaries</b>	<b>\$168,664.05</b>	<b>\$260,187.76</b>		<b>\$428,851.81</b>
<b>200 <u>Personnel Services – Employee Benefits</u></b>				
210 Group Insurance – Contracted Provider	50,620.97	60,355.31		110,976.28
220 Social Security Contributions	11,319.91	17,676.53		28,996.44
230 PSERS Retirement Contributions	56,384.46	82,300.54		138,685.00
260 Workers' Compensation	819.10	1,412.92		2,232.02
<b>Total Personnel Services – Employee Benefits</b>	<b>\$119,144.44</b>	<b>\$161,745.30</b>		<b>\$280,889.74</b>
<b>300 <u>Purchased Professional and Technical Services</u></b>				
322 Professional Educational Services – Ius	28,183.25			28,183.25
<b>Total Purchased Professional and Technical Services</b>	<b>\$28,183.25</b>			<b>\$28,183.25</b>
<b>600 <u>Supplies</u></b>				
610 General Supplies	2,313.76	1,382.43		3,696.19
<b>Total Supplies</b>	<b>\$2,313.76</b>	<b>\$1,382.43</b>		<b>\$3,696.19</b>
<b>Total 1230 Emotional Support</b>	<b>\$318,305.50</b>	<b>\$423,315.49</b>		<b>\$741,620.99</b>

LEA : 119584503      Montrose Area SD

Printed 11/27/2019 12:36:24 PM

<b>General Fund (10)</b>				
<b>1240 Academic Support</b>	<u><b>Elementary</b></u>	<u><b>Secondary</b></u>	<u><b>Federal</b></u>	<u><b>Total</b></u>
<b>100 <u>Personnel Services – Salaries</u></b>				
100 Personnel Services – Salaries	502,188.29	397,655.91		899,844.20
<b>Total Personnel Services – Salaries</b>	<b>\$502,188.29</b>	<b>\$397,655.91</b>		<b>\$899,844.20</b>
<b>200 <u>Personnel Services – Employee Benefits</u></b>				
210 Group Insurance – Contracted Provider	81,172.40	63,215.33		144,387.73
220 Social Security Contributions	36,433.21	29,895.65		66,328.86
230 PSERS Retirement Contributions	162,866.98	132,936.28		295,803.26
260 Workers' Compensation	2,651.07	2,281.77		4,932.84
<b>Total Personnel Services – Employee Benefits</b>	<b>\$283,123.66</b>	<b>\$228,329.03</b>		<b>\$511,452.69</b>
<b>300 <u>Purchased Professional and Technical Services</u></b>				
330 Other Professional Services		48,085.70		48,085.70
<b>Total Purchased Professional and Technical Services</b>		<b>\$48,085.70</b>		<b>\$48,085.70</b>
<b>500 <u>Other Purchased Services</u></b>				
568 Tuition To Private Residential Rehabilitative Institutions (PRRI) [In-State] and Detention Centers		920.00		920.00
<b>Total Other Purchased Services</b>		<b>\$920.00</b>		<b>\$920.00</b>
<b>600 <u>Supplies</u></b>				
610 General Supplies	2,165.65	984.62		3,150.27
640 Books and Periodicals	5,088.16	435.09		5,523.25
<b>Total Supplies</b>	<b>\$7,253.81</b>	<b>\$1,419.71</b>		<b>\$8,673.52</b>
<b>Total 1240 Academic Support</b>	<b>\$792,565.76</b>	<b>\$676,410.35</b>		<b>\$1,468,976.11</b>

LEA : 119584503     Montrose Area SD

Printed 11/27/2019 12:36:24 PM

General Fund (10)

1241 Learning Support – Public	<u>Elementary</u>	<u>Secondary</u>	<u>Federal</u>	<u>Total</u>
<b>100 <u>Personnel Services – Salaries</u></b>				
100 Personnel Services – Salaries	478,092.93	385,508.39		863,601.32
<b>Total Personnel Services – Salaries</b>	<b>\$478,092.93</b>	<b>\$385,508.39</b>		<b>\$863,601.32</b>
<b>200 <u>Personnel Services – Employee Benefits</u></b>				
210 Group Insurance – Contracted Provider	74,482.77	59,472.02		133,954.79
220 Social Security Contributions	34,677.07	29,010.46		63,687.53
230 PSERS Retirement Contributions	154,811.60	128,875.47		283,687.07
260 Workers' Compensation	2,501.03	2,206.75		4,707.78
<b>Total Personnel Services – Employee Benefits</b>	<b>\$266,472.47</b>	<b>\$219,564.70</b>		<b>\$486,037.17</b>
<b>600 <u>Supplies</u></b>				
610 General Supplies	1,497.29	703.96		2,201.25
640 Books and Periodicals	5,088.16	435.09		5,523.25
<b>Total Supplies</b>	<b>\$6,585.45</b>	<b>\$1,139.05</b>		<b>\$7,724.50</b>
<b>Total 1241 Learning Support – Public</b>	<b>\$751,150.85</b>	<b>\$606,212.14</b>		<b>\$1,357,362.99</b>

LEA : 119584503     Montrose Area SD

Printed 11/27/2019 12:36:24 PM

General Fund (10)

1242 Learning Support – PRRI

	<u>Elementary</u>	<u>Secondary</u>	<u>Federal</u>	<u>Total</u>
<b>300 <u>Purchased Professional and Technical Services</u></b>				
330 Other Professional Services		48,085.70		48,085.70
<b>Total Purchased Professional and Technical Services</b>		<b>\$48,085.70</b>		<b>\$48,085.70</b>
<b>500 <u>Other Purchased Services</u></b>				
568 Tuition To Private Residential Rehabilitative Institutions (PRRI) [In-State] and Detention Centers		920.00		920.00
<b>Total Other Purchased Services</b>		<b>\$920.00</b>		<b>\$920.00</b>
<b>Total 1242 Learning Support – PRRI</b>		<b>\$49,005.70</b>		<b>\$49,005.70</b>



LEA : 119584503     Montrose Area SD

Printed 11/27/2019 12:36:24 PM

General Fund (10)

1243 Gifted Support	<u>Elementary</u>	<u>Secondary</u>	<u>Federal</u>	<u>Total</u>
<b>100 <u>Personnel Services – Salaries</u></b>				
100 Personnel Services – Salaries	24,095.36	12,147.52		36,242.88
<b>Total Personnel Services – Salaries</b>	<b>\$24,095.36</b>	<b>\$12,147.52</b>		<b>\$36,242.88</b>
<b>200 <u>Personnel Services – Employee Benefits</u></b>				
210 Group Insurance – Contracted Provider	6,689.63	3,743.31		10,432.94
220 Social Security Contributions	1,756.14	885.19		2,641.33
230 PSERS Retirement Contributions	8,055.38	4,060.81		12,116.19
260 Workers' Compensation	150.04	75.02		225.06
<b>Total Personnel Services – Employee Benefits</b>	<b>\$16,651.19</b>	<b>\$8,764.33</b>		<b>\$25,415.52</b>
<b>600 <u>Supplies</u></b>				
610 General Supplies	668.36	280.66		949.02
<b>Total Supplies</b>	<b>\$668.36</b>	<b>\$280.66</b>		<b>\$949.02</b>
<b>Total 1243 Gifted Support</b>	<b>\$41,414.91</b>	<b>\$21,192.51</b>		<b>\$62,607.42</b>

LEA : 119584503      Montrose Area SD

Printed 11/27/2019 12:36:24 PM

General Fund (10)				
1290 Special Programs - Other Support	Elementary	Secondary	Federal	Total
100 <u>Personnel Services – Salaries</u>				
100 Personnel Services – Salaries	12,623.81		15,422.15	28,045.96
Total Personnel Services – Salaries	\$12,623.81		\$15,422.15	\$28,045.96
200 <u>Personnel Services – Employee Benefits</u>				
210 Group Insurance – Contracted Provider	(660.98)			(660.98)
220 Social Security Contributions	963.57		1,179.17	2,142.74
230 PSERS Retirement Contributions	4,220.26		5,155.60	9,375.86
260 Workers' Compensation	83.28			83.28
Total Personnel Services – Employee Benefits	\$4,606.13		\$6,334.77	\$10,940.90
300 <u>Purchased Professional and Technical Services</u>				
322 Professional Educational Services – Ius		5,294.40		5,294.40
329 Professional Educational Services – Other	67,077.38	67,077.39		134,154.77
Total Purchased Professional and Technical Services	\$67,077.38	\$72,371.79		\$139,449.17
500 <u>Other Purchased Services</u>				
510 Student Transportation Services		424.75	11,512.53	11,937.28
567 Tuition To Approved Private Schools (APS) and PA Chartered Schools for the Deaf and Blind			26,738.52	26,738.52
568 Tuition To Private Residential Rehabilitative Institutions (PRRI) [In-State] and Detention Centers	50,085.14	50,085.13		100,170.27
580 Travel	2,477.52	2,477.53		4,955.05
597 Direct Payments To Intermediate Units for Institutionalized Childrens' Program	14,194.06			14,194.06
Total Other Purchased Services	\$66,756.72	\$52,987.41	\$38,251.05	\$157,995.18
600 <u>Supplies</u>				
610 General Supplies	5,295.51	4,670.87	4,867.27	14,833.65
Total Supplies	\$5,295.51	\$4,670.87	\$4,867.27	\$14,833.65
800 <u>Other Objects</u>				
810 Dues and Fees	227.00	227.00		454.00
890 Miscellaneous Expenditures	387.17	387.17		774.34
Total Other Objects	\$614.17	\$614.17		\$1,228.34
Total 1290 Special Programs - Other Support	\$156,973.72	\$130,644.24	\$64,875.24	\$352,493.20

LEA : 119584503      Montrose Area SD

Printed 11/27/2019 12:36:24 PM

General Fund (10)

1300 Vocational Education	Elementary	Secondary	Federal	Total
100 <u>Personnel Services – Salaries</u>				
100 Personnel Services – Salaries		38,898.39		38,898.39
<b>Total Personnel Services – Salaries</b>		<b>\$38,898.39</b>		<b>\$38,898.39</b>
200 <u>Personnel Services – Employee Benefits</u>				
210 Group Insurance – Contracted Provider		2,173.61		2,173.61
220 Social Security Contributions		2,959.86		2,959.86
230 PSERS Retirement Contributions		13,003.67		13,003.67
260 Workers' Compensation		213.94		213.94
<b>Total Personnel Services – Employee Benefits</b>		<b>\$18,351.08</b>		<b>\$18,351.08</b>
500 <u>Other Purchased Services</u>				
564 Tuition To Career and Technology Centers		581,504.41		581,504.41
580 Travel		708.50		708.50
<b>Total Other Purchased Services</b>		<b>\$582,212.91</b>		<b>\$582,212.91</b>
600 <u>Supplies</u>				
640 Books and Periodicals		274.89		274.89
<b>Total Supplies</b>		<b>\$274.89</b>		<b>\$274.89</b>
<b>Total 1300 Vocational Education</b>		<b>\$639,737.27</b>		<b>\$639,737.27</b>

LEA : 119584503      Montrose Area SD

Printed 11/27/2019 12:36:24 PM

General Fund (10)				
1400 Other Instructional Programs – Elementary / Secondary	<u>Elementary</u>	<u>Secondary</u>	<u>Federal</u>	<u>Total</u>
100 <u>Personnel Services – Salaries</u>				
100 Personnel Services – Salaries	24,630.00	19,245.00		43,875.00
<b>Total Personnel Services – Salaries</b>	<b>\$24,630.00</b>	<b>\$19,245.00</b>		<b>\$43,875.00</b>
200 <u>Personnel Services – Employee Benefits</u>				
220 Social Security Contributions	1,810.59	1,444.38		3,254.97
230 PSERS Retirement Contributions	7,895.30	6,433.71		14,329.01
<b>Total Personnel Services – Employee Benefits</b>	<b>\$9,705.89</b>	<b>\$7,878.09</b>		<b>\$17,583.98</b>
500 <u>Other Purchased Services</u>				
568 Tuition To Private Residential Rehabilitative Institutions (PRRI) [In-State] and Detention Centers		2,989.97		2,989.97
<b>Total Other Purchased Services</b>		<b>\$2,989.97</b>		<b>\$2,989.97</b>
600 <u>Supplies</u>				
610 General Supplies	309.26	309.25		618.51
620 Energy		69.52		69.52
<b>Total Supplies</b>	<b>\$309.26</b>	<b>\$378.77</b>		<b>\$688.03</b>
800 <u>Other Objects</u>				
890 Miscellaneous Expenditures		2,320.00		2,320.00
<b>Total Other Objects</b>		<b>\$2,320.00</b>		<b>\$2,320.00</b>
<b>Total 1400 Other Instructional Programs – Elementary / Secondary</b>	<b>\$34,645.15</b>	<b>\$32,811.83</b>		<b>\$67,456.98</b>

LEA : 119584503     Montrose Area SD

Printed 11/27/2019 12:36:24 PM

General Fund (10)

1410 Drivers' Education

	<u>Elementary</u>	<u>Secondary</u>	<u>Federal</u>	<u>Total</u>
600 <u>Supplies</u>				
620 Energy		69.52		69.52
Total Supplies		\$69.52		\$69.52
Total 1410 Drivers' Education		\$69.52		\$69.52

LEA : 119584503     Montrose Area SD

Printed 11/27/2019 12:36:24 PM

General Fund (10)

1420 Summer School	<u>Elementary</u>	<u>Secondary</u>	<u>Federal</u>	<u>Total</u>
<b>100 <u>Personnel Services – Salaries</u></b>				
100 Personnel Services – Salaries	3,615.00			3,615.00
<b>Total Personnel Services – Salaries</b>	<b>\$3,615.00</b>			<b>\$3,615.00</b>
<b>200 <u>Personnel Services – Employee Benefits</u></b>				
220 Social Security Contributions	276.54			276.54
230 PSERS Retirement Contributions	1,208.49			1,208.49
<b>Total Personnel Services – Employee Benefits</b>	<b>\$1,485.03</b>			<b>\$1,485.03</b>
<b>800 <u>Other Objects</u></b>				
890 Miscellaneous Expenditures		2,320.00		2,320.00
<b>Total Other Objects</b>		<b>\$2,320.00</b>		<b>\$2,320.00</b>
<b>Total 1420 Summer School</b>	<b>\$5,100.03</b>	<b>\$2,320.00</b>		<b>\$7,420.03</b>

LEA : 119584503     Montrose Area SD

Printed 11/27/2019 12:36:24 PM

General Fund (10)

1430 Homebound Instruction	<u>Elementary</u>	<u>Secondary</u>	<u>Federal</u>	<u>Total</u>
<b>100 <u>Personnel Services – Salaries</u></b>				
100 Personnel Services – Salaries	405.00	6,780.00		7,185.00
<b>Total Personnel Services – Salaries</b>	<b>\$405.00</b>	<b>\$6,780.00</b>		<b>\$7,185.00</b>
<b>200 <u>Personnel Services – Employee Benefits</u></b>				
220 Social Security Contributions	30.11	508.76		538.87
230 PSERS Retirement Contributions	135.39	2,266.58		2,401.97
<b>Total Personnel Services – Employee Benefits</b>	<b>\$165.50</b>	<b>\$2,775.34</b>		<b>\$2,940.84</b>
<b>600 <u>Supplies</u></b>				
610 General Supplies	309.26	309.25		618.51
<b>Total Supplies</b>	<b>\$309.26</b>	<b>\$309.25</b>		<b>\$618.51</b>
<b>Total 1430 Homebound Instruction</b>	<b>\$879.76</b>	<b>\$9,864.59</b>		<b>\$10,744.35</b>

LEA : 119584503     Montrose Area SD

Printed 11/27/2019 12:36:24 PM

General Fund (10)

1440 Alternative Regular Education Programs

Elementary

Secondary

Federal

Total

500 Other Purchased Services

568 Tuition To Private Residential Rehabilitative Institutions (PRRI) [In-State] and Detention Centers

2,989.97

2,989.97

**Total Other Purchased Services**

**\$2,989.97**

**\$2,989.97**

**Total 1440 Alternative Regular Education Programs**

**\$2,989.97**

**\$2,989.97**



LEA : 119584503     Montrose Area SD

Printed 11/27/2019 12:36:24 PM

General Fund (10)

1442 Alternative Education Programs

<u>Elementary</u>	<u>Secondary</u>	<u>Federal</u>	<u>Total</u>
-------------------	------------------	----------------	--------------

500 Other Purchased Services

568 Tuition To Private Residential Rehabilitative Institutions (PRRI) [In-State] and Detention Centers	2,989.97		2,989.97
--	----------	--	----------

<b>Total Other Purchased Services</b>	<b>\$2,989.97</b>		<b>\$2,989.97</b>
---------------------------------------	-------------------	--	-------------------

<b>Total 1442 Alternative Education Programs</b>	<b>\$2,989.97</b>		<b>\$2,989.97</b>
--	-------------------	--	-------------------

LEA : 119584503     Montrose Area SD

Printed 11/27/2019 12:36:24 PM

General Fund (10)

1450 Instructional Programs Outside the Established School Day	<u>Elementary</u>	<u>Secondary</u>	<u>Federal</u>	<u>Total</u>
100 <u>Personnel Services – Salaries</u>				
100 Personnel Services – Salaries	20,610.00	12,465.00		33,075.00
<b>Total Personnel Services – Salaries</b>	<b>\$20,610.00</b>	<b>\$12,465.00</b>		<b>\$33,075.00</b>
200 <u>Personnel Services – Employee Benefits</u>				
220 Social Security Contributions	1,503.94	935.62		2,439.56
230 PSERS Retirement Contributions	6,551.42	4,167.13		10,718.55
<b>Total Personnel Services – Employee Benefits</b>	<b>\$8,055.36</b>	<b>\$5,102.75</b>		<b>\$13,158.11</b>
<b>Total 1450 Instructional Programs Outside the Established School Day</b>	<b>\$28,665.36</b>	<b>\$17,567.75</b>		<b>\$46,233.11</b>

LEA : 119584503      Montrose Area SD

Printed 11/27/2019 12:36:38 PM

General Fund (10)

2000 Support Services

Total

<b>100 Personnel Services – Salaries</b>	
100 Personnel Services – Salaries	2,979,054.73
<b>Total Personnel Services – Salaries</b>	<b>\$2,979,054.73</b>
<b>200 Personnel Services – Employee Benefits</b>	
210 Group Insurance – Contracted Provider	713,913.31
220 Social Security Contributions	220,829.85
230 PSERS Retirement Contributions	938,358.90
240 Tuition Reimbursement	59,315.50
250 Unemployment Compensation	1,264.21
260 Workers' Compensation	14,891.57
280 Other Post-Employment Benefits (OPEB)	258,174.76
<b>Total Personnel Services – Employee Benefits</b>	<b>\$2,206,748.10</b>
<b>300 Purchased Professional and Technical Services</b>	
310 Official / Administrative Services	27,388.36
329 Professional Educational Services – Other	8,183.89
330 Other Professional Services	102,230.76
340 Technical Services	28,284.94
360 Employee Training and Development Services	24,835.00
<b>Total Purchased Professional and Technical Services</b>	<b>\$190,922.95</b>
<b>400 Purchased Property Services</b>	
410 Cleaning Services	14,738.83
420 Utility Services	104,481.44
430 Repairs and Maintenance Services	311,136.44
440 Rentals	16,473.55
<b>Total Purchased Property Services</b>	<b>\$446,830.26</b>
<b>500 Other Purchased Services</b>	
510 Student Transportation Services	329.26
513 Contracted Carriers	1,929,066.44
516 Student Transportation Services From the IU	4,979.79
520 Insurance – General	1,821.00
523 General Property and Liability Insurance	102,451.29
530 Communications	96,188.45
549 Other Advertising/Public Relations	8,477.04
550 Printing and Binding	17,064.51
580 Travel	27,988.13
595 IU Payments By Withholding	25,084.57
<b>Total Other Purchased Services</b>	<b>\$2,213,450.48</b>
<b>600 Supplies</b>	
610 General Supplies	200,393.09
620 Energy	351,836.61
630 Food	1,153.47
640 Books and Periodicals	179,469.13
650 Supplies & Fees – Technology Related	92,738.96

LEA : 119584503      Montrose Area SD

Printed 11/27/2019 12:36:38 PM

General Fund (10)

2000 Support Services

	Total
Total Supplies	\$825,591.26
700 <u>Property</u>	
762 Capitalized Equipment - Replacement	49,176.00
768 Capitalized Technology Software - Replacement	163,658.00
Total Property	\$212,834.00
800 <u>Other Objects</u>	
810 Dues and Fees	17,769.54
890 Miscellaneous Expenditures	1,467.87
Total Other Objects	\$19,237.41
Total 2000 Support Services	\$9,094,669.19

LEA : 119584503      Montrose Area SD

Printed 11/27/2019 12:36:38 PM

General Fund (10)				
2100 Support Services – Students	<u>Elementary</u>	<u>Secondary</u>	<u>Federal</u>	<u>Total</u>
100 <u>Personnel Services – Salaries</u>				
100 Personnel Services – Salaries	124,430.00	277,867.82	52,876.90	455,174.72
<b>Total Personnel Services – Salaries</b>	<b>\$124,430.00</b>	<b>\$277,867.82</b>	<b>\$52,876.90</b>	<b>\$455,174.72</b>
200 <u>Personnel Services – Employee Benefits</u>				
210 Group Insurance – Contracted Provider	6,937.70	64,375.26	4,093.02	75,405.98
220 Social Security Contributions	9,409.20	20,734.14	3,972.41	34,115.75
230 PSERS Retirement Contributions	41,596.86	92,890.98	17,676.65	152,164.49
260 Workers' Compensation	680.49	1,476.73	289.61	2,446.83
<b>Total Personnel Services – Employee Benefits</b>	<b>\$58,624.25</b>	<b>\$179,477.11</b>	<b>\$26,031.69</b>	<b>\$264,133.05</b>
300 <u>Purchased Professional and Technical Services</u>				
329 Professional Educational Services – Other	949.38			949.38
<b>Total Purchased Professional and Technical Services</b>	<b>\$949.38</b>			<b>\$949.38</b>
500 <u>Other Purchased Services</u>				
510 Student Transportation Services		329.26		329.26
<b>Total Other Purchased Services</b>		<b>\$329.26</b>		<b>\$329.26</b>
600 <u>Supplies</u>				
610 General Supplies	1,120.25	1,161.97		2,282.22
640 Books and Periodicals		740.00		740.00
<b>Total Supplies</b>	<b>\$1,120.25</b>	<b>\$1,901.97</b>		<b>\$3,022.22</b>
800 <u>Other Objects</u>				
810 Dues and Fees	105.00	105.00		210.00
<b>Total Other Objects</b>	<b>\$105.00</b>	<b>\$105.00</b>		<b>\$210.00</b>
<b>Total 2100 Support Services – Students</b>	<b>\$185,228.88</b>	<b>\$459,681.16</b>	<b>\$78,908.59</b>	<b>\$723,818.63</b>

LEA : 119584503      Montrose Area SD

Printed 11/27/2019 12:36:38 PM

General Fund (10)

2120 Guidance Services	Elementary	Secondary	Federal	Total
100 <u>Personnel Services – Salaries</u>				
100 Personnel Services – Salaries	124,430.00	277,867.82		402,297.82
<b>Total Personnel Services – Salaries</b>	<b>\$124,430.00</b>	<b>\$277,867.82</b>		<b>\$402,297.82</b>
200 <u>Personnel Services – Employee Benefits</u>				
210 Group Insurance – Contracted Provider	6,937.70	64,375.26		71,312.96
220 Social Security Contributions	9,409.20	20,734.14		30,143.34
230 PSERS Retirement Contributions	41,596.86	92,890.98		134,487.84
260 Workers' Compensation	680.49	1,476.73		2,157.22
<b>Total Personnel Services – Employee Benefits</b>	<b>\$58,624.25</b>	<b>\$179,477.11</b>		<b>\$238,101.36</b>
300 <u>Purchased Professional and Technical Services</u>				
329 Professional Educational Services – Other	949.38			949.38
<b>Total Purchased Professional and Technical Services</b>	<b>\$949.38</b>			<b>\$949.38</b>
500 <u>Other Purchased Services</u>				
510 Student Transportation Services		329.26		329.26
<b>Total Other Purchased Services</b>		<b>\$329.26</b>		<b>\$329.26</b>
600 <u>Supplies</u>				
610 General Supplies	1,120.25	1,161.97		2,282.22
640 Books and Periodicals		740.00		740.00
<b>Total Supplies</b>	<b>\$1,120.25</b>	<b>\$1,901.97</b>		<b>\$3,022.22</b>
<b>Total 2120 Guidance Services</b>	<b>\$185,123.88</b>	<b>\$459,576.16</b>		<b>\$644,700.04</b>

LEA : 119584503     Montrose Area SD

Printed 11/27/2019 12:36:38 PM

General Fund (10)

2140 Psychological Services	<u>Elementary</u>	<u>Secondary</u>	<u>Federal</u>	<u>Total</u>
100 <u>Personnel Services – Salaries</u>				
100 Personnel Services – Salaries			52,876.90	52,876.90
<b>Total Personnel Services – Salaries</b>			<b>\$52,876.90</b>	<b>\$52,876.90</b>
200 <u>Personnel Services – Employee Benefits</u>				
210 Group Insurance – Contracted Provider			4,093.02	4,093.02
220 Social Security Contributions			3,972.41	3,972.41
230 PSERS Retirement Contributions			17,676.65	17,676.65
260 Workers' Compensation			289.61	289.61
<b>Total Personnel Services – Employee Benefits</b>			<b>\$26,031.69</b>	<b>\$26,031.69</b>
800 <u>Other Objects</u>				
810 Dues and Fees	105.00	105.00		210.00
<b>Total Other Objects</b>	<b>\$105.00</b>	<b>\$105.00</b>		<b>\$210.00</b>
<b>Total 2140 Psychological Services</b>	<b>\$105.00</b>	<b>\$105.00</b>	<b>\$78,908.59</b>	<b>\$79,118.59</b>

LEA : 119584503      Montrose Area SD

Printed 11/27/2019 12:36:38 PM

General Fund (10)

2200 Support Services – Instructional Staff	Elementary	Secondary	Federal	Total
100 <u>Personnel Services – Salaries</u>				
100 Personnel Services – Salaries	94,414.98	81,963.74	44,377.85	220,756.57
<b>Total Personnel Services – Salaries</b>	<b>\$94,414.98</b>	<b>\$81,963.74</b>	<b>\$44,377.85</b>	<b>\$220,756.57</b>
200 <u>Personnel Services – Employee Benefits</u>				
210 Group Insurance – Contracted Provider	32,726.19	17,716.81	13,468.20	63,911.20
220 Social Security Contributions	6,418.78	6,099.13	3,328.36	15,846.27
230 PSERS Retirement Contributions	31,562.93	27,400.50	14,835.48	73,798.91
240 Tuition Reimbursement	29,657.75	29,657.75		59,315.50
260 Workers' Compensation	556.56	483.01	238.36	1,277.93
<b>Total Personnel Services – Employee Benefits</b>	<b>\$100,922.21</b>	<b>\$81,357.20</b>	<b>\$31,870.40</b>	<b>\$214,149.81</b>
300 <u>Purchased Professional and Technical Services</u>				
330 Other Professional Services	5,024.50	5,024.50		10,049.00
360 Employee Training and Development Services	12,417.50	12,417.50		24,835.00
<b>Total Purchased Professional and Technical Services</b>	<b>\$17,442.00</b>	<b>\$17,442.00</b>		<b>\$34,884.00</b>
400 <u>Purchased Property Services</u>				
430 Repairs and Maintenance Services	7,639.25	5,610.54		13,249.79
<b>Total Purchased Property Services</b>	<b>\$7,639.25</b>	<b>\$5,610.54</b>		<b>\$13,249.79</b>
500 <u>Other Purchased Services</u>				
580 Travel	1,815.95	1,815.95		3,631.90
<b>Total Other Purchased Services</b>	<b>\$1,815.95</b>	<b>\$1,815.95</b>		<b>\$3,631.90</b>
600 <u>Supplies</u>				
610 General Supplies	10,823.58	9,977.91		20,801.49
630 Food	28.59	28.59		57.18
640 Books and Periodicals	148,523.37	9,208.36		157,731.73
<b>Total Supplies</b>	<b>\$159,375.54</b>	<b>\$19,214.86</b>		<b>\$178,590.40</b>
<b>Total 2200 Support Services – Instructional Staff</b>	<b>\$381,609.93</b>	<b>\$207,404.29</b>	<b>\$76,248.25</b>	<b>\$665,262.47</b>



LEA : 119584503     Montrose Area SD

Printed 11/27/2019 12:36:38 PM

General Fund (10)

2250 School Library Services	Elementary	Secondary	Federal	Total
<b>100 Personnel Services – Salaries</b>				
100 Personnel Services – Salaries	24,506.00	12,054.75		36,560.75
<b>Total Personnel Services – Salaries</b>	<b>\$24,506.00</b>	<b>\$12,054.75</b>		<b>\$36,560.75</b>
<b>200 Personnel Services – Employee Benefits</b>				
210 Group Insurance – Contracted Provider	18,524.66	3,515.28		22,039.94
220 Social Security Contributions	1,180.08	860.44		2,040.52
230 PSERS Retirement Contributions	8,192.30	4,029.86		12,222.16
260 Workers' Compensation	147.08	73.54		220.62
<b>Total Personnel Services – Employee Benefits</b>	<b>\$28,044.12</b>	<b>\$8,479.12</b>		<b>\$36,523.24</b>
<b>400 Purchased Property Services</b>				
430 Repairs and Maintenance Services	7,639.25	5,610.54		13,249.79
<b>Total Purchased Property Services</b>	<b>\$7,639.25</b>	<b>\$5,610.54</b>		<b>\$13,249.79</b>
<b>600 Supplies</b>				
610 General Supplies	2,159.82	1,314.14		3,473.96
640 Books and Periodicals	6,356.24	6,450.67		12,806.91
<b>Total Supplies</b>	<b>\$8,516.06</b>	<b>\$7,764.81</b>		<b>\$16,280.87</b>
<b>Total 2250 School Library Services</b>	<b>\$68,705.43</b>	<b>\$33,909.22</b>		<b>\$102,614.65</b>

LEA : 119584503      Montrose Area SD

Printed 11/27/2019 12:36:38 PM

General Fund (10)

2260 Instruction and Curriculum Development Services	<u>Elementary</u>	<u>Secondary</u>	<u>Federal</u>	<u>Total</u>
100 <u>Personnel Services – Salaries</u>				
100 Personnel Services – Salaries	69,408.98	69,408.99	44,377.85	183,195.82
<b>Total Personnel Services – Salaries</b>	<b>\$69,408.98</b>	<b>\$69,408.99</b>	<b>\$44,377.85</b>	<b>\$183,195.82</b>
200 <u>Personnel Services – Employee Benefits</u>				
210 Group Insurance – Contracted Provider	14,201.53	14,201.53	13,468.20	41,871.26
220 Social Security Contributions	5,200.45	5,200.44	3,328.36	13,729.25
230 PSERS Retirement Contributions	23,203.48	23,203.49	14,835.48	61,242.45
260 Workers' Compensation	366.68	366.68	238.36	971.72
<b>Total Personnel Services – Employee Benefits</b>	<b>\$42,972.14</b>	<b>\$42,972.14</b>	<b>\$31,870.40</b>	<b>\$117,814.68</b>
300 <u>Purchased Professional and Technical Services</u>				
330 Other Professional Services	5,024.50	5,024.50		10,049.00
<b>Total Purchased Professional and Technical Services</b>	<b>\$5,024.50</b>	<b>\$5,024.50</b>		<b>\$10,049.00</b>
500 <u>Other Purchased Services</u>				
580 Travel	1,815.95	1,815.95		3,631.90
<b>Total Other Purchased Services</b>	<b>\$1,815.95</b>	<b>\$1,815.95</b>		<b>\$3,631.90</b>
600 <u>Supplies</u>				
610 General Supplies	8,663.76	8,663.77		17,327.53
630 Food	28.59	28.59		57.18
640 Books and Periodicals	142,167.13	2,708.22		144,875.35
<b>Total Supplies</b>	<b>\$150,859.48</b>	<b>\$11,400.58</b>		<b>\$162,260.06</b>
<b>Total 2260 Instruction and Curriculum Development Services</b>	<b>\$270,081.05</b>	<b>\$130,622.16</b>	<b>\$76,248.25</b>	<b>\$476,951.46</b>

LEA : 119584503      Montrose Area SD

Printed 11/27/2019 12:36:38 PM

General Fund (10)

2270 Instructional Staff Professional Development Services	Elementary	Secondary	Federal	Total
100 <u>Personnel Services – Salaries</u>				
100 Personnel Services – Salaries	500.00	500.00		1,000.00
<b>Total Personnel Services – Salaries</b>	<b>\$500.00</b>	<b>\$500.00</b>		<b>\$1,000.00</b>
200 <u>Personnel Services – Employee Benefits</u>				
220 Social Security Contributions	38.25	38.25		76.50
230 PSERS Retirement Contributions	167.15	167.15		334.30
240 Tuition Reimbursement	29,657.75	29,657.75		59,315.50
260 Workers' Compensation	42.80	42.79		85.59
<b>Total Personnel Services – Employee Benefits</b>	<b>\$29,905.95</b>	<b>\$29,905.94</b>		<b>\$59,811.89</b>
300 <u>Purchased Professional and Technical Services</u>				
360 Employee Training and Development Services	12,417.50	12,417.50		24,835.00
<b>Total Purchased Professional and Technical Services</b>	<b>\$12,417.50</b>	<b>\$12,417.50</b>		<b>\$24,835.00</b>
<b>Total 2270 Instructional Staff Professional Development Services</b>	<b>\$42,823.45</b>	<b>\$42,823.44</b>		<b>\$85,646.89</b>

LEA : 119584503      Montrose Area SD

Printed 11/27/2019 12:36:38 PM

General Fund (10)				
2290 Other Instructional Staff Services	<u>Elementary</u>	<u>Secondary</u>	<u>Federal</u>	<u>Total</u>
600 <u>Supplies</u>				
640 Books and Periodicals		49.47		49.47
Total Supplies		\$49.47		\$49.47
Total 2290 Other Instructional Staff Services		\$49.47		\$49.47

LEA : 119584503      Montrose Area SD

Printed 11/27/2019 12:36:38 PM

General Fund (10)				
2300 Support Services – Administration	<u>Elementary</u>	<u>Secondary</u>	<u>Federal</u>	<u>Total</u>
100 <u>Personnel Services – Salaries</u>				
100 Personnel Services – Salaries	319,540.03	254,979.80		789,522.58
<b>Total Personnel Services – Salaries</b>	<b>\$319,540.03</b>	<b>\$254,979.80</b>		<b>\$789,522.58</b>
200 <u>Personnel Services – Employee Benefits</u>				
210 Group Insurance – Contracted Provider	49,964.10	66,051.07		139,135.47
220 Social Security Contributions	24,041.31	18,952.54		59,334.03
230 PSERS Retirement Contributions	106,822.49	85,239.77		247,347.63
260 Workers' Compensation	1,723.70	1,407.46		4,035.07
<b>Total Personnel Services – Employee Benefits</b>	<b>\$182,551.60</b>	<b>\$171,650.84</b>		<b>\$449,852.20</b>
300 <u>Purchased Professional and Technical Services</u>				
310 Official / Administrative Services				27,388.36
330 Other Professional Services				65,770.73
<b>Total Purchased Professional and Technical Services</b>				<b>\$93,159.09</b>
400 <u>Purchased Property Services</u>				
430 Repairs and Maintenance Services		431.21		431.21
440 Rentals				1,644.18
<b>Total Purchased Property Services</b>		<b>\$431.21</b>		<b>\$2,075.39</b>
500 <u>Other Purchased Services</u>				
520 Insurance – General				1,821.00
530 Communications	5,629.54	8,339.47		13,969.01
549 Other Advertising/Public Relations				8,477.04
550 Printing and Binding				7,918.29
580 Travel	1,875.99	3,373.23		6,934.71
<b>Total Other Purchased Services</b>	<b>\$7,505.53</b>	<b>\$11,712.70</b>		<b>\$39,120.05</b>
600 <u>Supplies</u>				
610 General Supplies	1,480.85	3,605.07		6,961.89
630 Food		542.74		1,096.29
<b>Total Supplies</b>	<b>\$1,480.85</b>	<b>\$4,147.81</b>		<b>\$8,058.18</b>
800 <u>Other Objects</u>				
810 Dues and Fees	69.00	1,399.00		15,303.99
890 Miscellaneous Expenditures				1,467.87
<b>Total Other Objects</b>	<b>\$69.00</b>	<b>\$1,399.00</b>		<b>\$16,771.86</b>
<b>Total 2300 Support Services – Administration</b>	<b>\$511,147.01</b>	<b>\$444,321.36</b>		<b>\$1,398,559.35</b>

LEA : 119584503     Montrose Area SD

Printed 11/27/2019 12:36:38 PM

General Fund (10)

2310 Board Services

	<u>Elementary</u>	<u>Secondary</u>	<u>Federal</u>	<u>Total</u>
<b>100 <u>Personnel Services – Salaries</u></b>				
100 Personnel Services – Salaries				4,000.00
<b>Total Personnel Services – Salaries</b>				<b>\$4,000.00</b>
<b>200 <u>Personnel Services – Employee Benefits</u></b>				
220 Social Security Contributions				294.99
230 PSERS Retirement Contributions				1,337.15
260 Workers’ Compensation				22.00
<b>Total Personnel Services – Employee Benefits</b>				<b>\$1,654.14</b>
<b>500 <u>Other Purchased Services</u></b>				
549 Other Advertising/Public Relations				8,477.04
<b>Total Other Purchased Services</b>				<b>\$8,477.04</b>
<b>800 <u>Other Objects</u></b>				
890 Miscellaneous Expenditures				(17.98)
<b>Total Other Objects</b>				<b>(\$17.98)</b>
<b>Total 2310 Board Services</b>				<b>\$14,113.20</b>

LEA : 119584503      Montrose Area SD

Printed 11/27/2019 12:36:38 PM

General Fund (10)				
2320 Board Treasurer Services	<u>Elementary</u>	<u>Secondary</u>	<u>Federal</u>	<u>Total</u>
300 <u>Purchased Professional and Technical Services</u>				
330 Other Professional Services				13,756.86
Total Purchased Professional and Technical Services				\$13,756.86
500 <u>Other Purchased Services</u>				
580 Travel				450.66
Total Other Purchased Services				\$450.66
600 <u>Supplies</u>				
630 Food				314.27
Total Supplies				\$314.27
800 <u>Other Objects</u>				
810 Dues and Fees				12,167.49
890 Miscellaneous Expenditures				1,385.85
Total Other Objects				\$13,553.34
Total 2320 Board Treasurer Services				\$28,075.13

LEA : 119584503      Montrose Area SD

Printed 11/27/2019 12:36:38 PM

General Fund (10)				
2330 Tax Assessment and Collection Services	<u>Elementary</u>	<u>Secondary</u>	<u>Federal</u>	<u>Total</u>
100 <u>Personnel Services – Salaries</u>				
100 Personnel Services – Salaries				49,626.40
Total Personnel Services – Salaries				\$49,626.40
200 <u>Personnel Services – Employee Benefits</u>				
220 Social Security Contributions				3,794.51
Total Personnel Services – Employee Benefits				\$3,794.51
300 <u>Purchased Professional and Technical Services</u>				
310 Official / Administrative Services				27,388.36
330 Other Professional Services				1,509.60
Total Purchased Professional and Technical Services				\$28,897.96
500 <u>Other Purchased Services</u>				
520 Insurance – General				1,821.00
550 Printing and Binding				7,918.29
Total Other Purchased Services				\$9,739.29
Total 2330 Tax Assessment and Collection Services				\$92,058.16



LEA : 119584503     Montrose Area SD

Printed 11/27/2019 12:36:38 PM

General Fund (10)

2350 Legal and Accounting Services

<u>Elementary</u>	<u>Secondary</u>	<u>Federal</u>	<u>Total</u>
-------------------	------------------	----------------	--------------

300 Purchased Professional and Technical Services

330 Other Professional Services			47,004.27
---------------------------------	--	--	-----------

<b>Total Purchased Professional and Technical Services</b>			<b>\$47,004.27</b>
--	--	--	--------------------

<b>Total 2350 Legal and Accounting Services</b>			<b>\$47,004.27</b>
---	--	--	--------------------

LEA : 119584503      Montrose Area SD

Printed 11/27/2019 12:36:38 PM

General Fund (10)				
2360 Office of the Superintendent / Executive Director Services	<u>Elementary</u>	<u>Secondary</u>	<u>Federal</u>	<u>Total</u>
100 <u>Personnel Services – Salaries</u>				
100 Personnel Services – Salaries				161,376.35
Total Personnel Services – Salaries				\$161,376.35
200 <u>Personnel Services – Employee Benefits</u>				
210 Group Insurance – Contracted Provider				23,120.30
220 Social Security Contributions				12,250.68
230 PSERS Retirement Contributions				53,948.22
260 Workers' Compensation				881.91
Total Personnel Services – Employee Benefits				\$90,201.11
300 <u>Purchased Professional and Technical Services</u>				
330 Other Professional Services				3,500.00
Total Purchased Professional and Technical Services				\$3,500.00
400 <u>Purchased Property Services</u>				
440 Rentals				1,644.18
Total Purchased Property Services				\$1,644.18
500 <u>Other Purchased Services</u>				
580 Travel				1,234.83
Total Other Purchased Services				\$1,234.83
600 <u>Supplies</u>				
610 General Supplies				1,875.97
630 Food				239.28
Total Supplies				\$2,115.25
800 <u>Other Objects</u>				
810 Dues and Fees				1,668.50
890 Miscellaneous Expenditures				100.00
Total Other Objects				\$1,768.50
Total 2360 Office of the Superintendent / Executive Director Services				\$261,840.22

LEA : 119584503      Montrose Area SD

Printed 11/27/2019 12:36:38 PM

General Fund (10)				
2380 Office of the Principal Services	<u>Elementary</u>	<u>Secondary</u>	<u>Federal</u>	<u>Total</u>
100 <u>Personnel Services – Salaries</u>				
100 Personnel Services – Salaries	319,540.03	254,979.80		574,519.83
<b>Total Personnel Services – Salaries</b>	<b>\$319,540.03</b>	<b>\$254,979.80</b>		<b>\$574,519.83</b>
200 <u>Personnel Services – Employee Benefits</u>				
210 Group Insurance – Contracted Provider	49,964.10	66,051.07		116,015.17
220 Social Security Contributions	24,041.31	18,952.54		42,993.85
230 PSERS Retirement Contributions	106,822.49	85,239.77		192,062.26
260 Workers' Compensation	1,723.70	1,407.46		3,131.16
<b>Total Personnel Services – Employee Benefits</b>	<b>\$182,551.60</b>	<b>\$171,650.84</b>		<b>\$354,202.44</b>
400 <u>Purchased Property Services</u>				
430 Repairs and Maintenance Services		431.21		431.21
<b>Total Purchased Property Services</b>		<b>\$431.21</b>		<b>\$431.21</b>
500 <u>Other Purchased Services</u>				
530 Communications	5,629.54	8,339.47		13,969.01
580 Travel	1,875.99	3,373.23		5,249.22
<b>Total Other Purchased Services</b>	<b>\$7,505.53</b>	<b>\$11,712.70</b>		<b>\$19,218.23</b>
600 <u>Supplies</u>				
610 General Supplies	1,480.85	3,605.07		5,085.92
630 Food		542.74		542.74
<b>Total Supplies</b>	<b>\$1,480.85</b>	<b>\$4,147.81</b>		<b>\$5,628.66</b>
800 <u>Other Objects</u>				
810 Dues and Fees	69.00	1,399.00		1,468.00
<b>Total Other Objects</b>	<b>\$69.00</b>	<b>\$1,399.00</b>		<b>\$1,468.00</b>
<b>Total 2380 Office of the Principal Services</b>	<b>\$511,147.01</b>	<b>\$444,321.36</b>		<b>\$955,468.37</b>

LEA : 119584503      Montrose Area SD

Printed 11/27/2019 12:36:38 PM

General Fund (10)				
2400 Support Services – Pupil Health	<u>Elementary</u>	<u>Secondary</u>	<u>Federal</u>	<u>Total</u>
100 <u>Personnel Services – Salaries</u>				
100 Personnel Services – Salaries				242,509.36
Total Personnel Services – Salaries				\$242,509.36
200 <u>Personnel Services – Employee Benefits</u>				
210 Group Insurance – Contracted Provider				62,410.07
220 Social Security Contributions				18,014.67
230 PSERS Retirement Contributions				81,070.77
260 Workers' Compensation				1,311.23
Total Personnel Services – Employee Benefits				\$162,806.74
300 <u>Purchased Professional and Technical Services</u>				
330 Other Professional Services				7,289.85
Total Purchased Professional and Technical Services				\$7,289.85
400 <u>Purchased Property Services</u>				
430 Repairs and Maintenance Services				413.95
Total Purchased Property Services				\$413.95
600 <u>Supplies</u>				
610 General Supplies				6,864.62
Total Supplies				\$6,864.62
Total 2400 Support Services – Pupil Health				\$419,884.52

LEA : 119584503     Montrose Area SD

Printed 11/27/2019 12:36:38 PM

General Fund (10)

2430 Dental Services

Elementary                      Secondary                      Federal                      Total

300 Purchased Professional and Technical Services

330 Other Professional Services 7,289.85

**Total Purchased Professional and Technical Services \$7,289.85**

600 Supplies

610 General Supplies 1,089.90

**Total Supplies \$1,089.90**

**Total 2430 Dental Services \$8,379.75**

LEA : 119584503      Montrose Area SD

Printed 11/27/2019 12:36:38 PM

General Fund (10)

2440 Nursing Services	<u>Elementary</u>	<u>Secondary</u>	<u>Federal</u>	<u>Total</u>
100 <u>Personnel Services – Salaries</u>				
100 Personnel Services – Salaries				242,509.36
Total Personnel Services – Salaries				\$242,509.36
200 <u>Personnel Services – Employee Benefits</u>				
210 Group Insurance – Contracted Provider				62,410.07
220 Social Security Contributions				18,014.67
230 PSERS Retirement Contributions				81,070.77
260 Workers' Compensation				1,311.23
Total Personnel Services – Employee Benefits				\$162,806.74
400 <u>Purchased Property Services</u>				
430 Repairs and Maintenance Services				413.95
Total Purchased Property Services				\$413.95
600 <u>Supplies</u>				
610 General Supplies				5,774.72
Total Supplies				\$5,774.72
Total 2440 Nursing Services				\$411,504.77

LEA : 119584503     Montrose Area SD

Printed 11/27/2019 12:36:38 PM

<b>General Fund (10)</b>				
<b>2500 Support Services – Business</b>	<b><u>Elementary</u></b>	<b><u>Secondary</u></b>	<b><u>Federal</u></b>	<b><u>Total</u></b>
<b>100 <u>Personnel Services – Salaries</u></b>				
100 Personnel Services – Salaries				212,372.15
<b>Total Personnel Services – Salaries</b>				<b>\$212,372.15</b>
<b>200 <u>Personnel Services – Employee Benefits</u></b>				
210 Group Insurance – Contracted Provider				50,307.91
220 Social Security Contributions				15,492.89
230 PSERS Retirement Contributions				70,995.85
250 Unemployment Compensation				1,264.21
260 Workers' Compensation				1,140.63
<b>Total Personnel Services – Employee Benefits</b>				<b>\$139,201.49</b>
<b>300 <u>Purchased Professional and Technical Services</u></b>				
330 Other Professional Services				3,732.75
<b>Total Purchased Professional and Technical Services</b>				<b>\$3,732.75</b>
<b>400 <u>Purchased Property Services</u></b>				
440 Rentals				7,673.14
<b>Total Purchased Property Services</b>				<b>\$7,673.14</b>
<b>500 <u>Other Purchased Services</u></b>				
530 Communications				9,259.67
580 Travel				8,830.26
<b>Total Other Purchased Services</b>				<b>\$18,089.93</b>
<b>600 <u>Supplies</u></b>				
610 General Supplies				35,761.42
<b>Total Supplies</b>				<b>\$35,761.42</b>
<b>800 <u>Other Objects</u></b>				
810 Dues and Fees				624.77
<b>Total Other Objects</b>				<b>\$624.77</b>
<b>Total 2500 Support Services – Business</b>				<b>\$417,455.65</b>

LEA : 119584503     Montrose Area SD

Printed 11/27/2019 12:36:38 PM

General Fund (10)

2510 Fiscal Services

	<u>Elementary</u>	<u>Secondary</u>	<u>Federal</u>	<u>Total</u>
<b>100 <u>Personnel Services – Salaries</u></b>				
100 Personnel Services – Salaries				212,372.15
<b>Total Personnel Services – Salaries</b>				<b>\$212,372.15</b>
<b>200 <u>Personnel Services – Employee Benefits</u></b>				
210 Group Insurance – Contracted Provider				50,307.91
220 Social Security Contributions				15,492.89
230 PSERS Retirement Contributions				70,995.85
250 Unemployment Compensation				1,264.21
260 Workers' Compensation				1,140.63
<b>Total Personnel Services – Employee Benefits</b>				<b>\$139,201.49</b>
<b>300 <u>Purchased Professional and Technical Services</u></b>				
330 Other Professional Services				3,732.75
<b>Total Purchased Professional and Technical Services</b>				<b>\$3,732.75</b>
<b>400 <u>Purchased Property Services</u></b>				
440 Rentals				7,673.14
<b>Total Purchased Property Services</b>				<b>\$7,673.14</b>
<b>500 <u>Other Purchased Services</u></b>				
530 Communications				9,259.67
580 Travel				8,830.26
<b>Total Other Purchased Services</b>				<b>\$18,089.93</b>
<b>600 <u>Supplies</u></b>				
610 General Supplies				35,761.42
<b>Total Supplies</b>				<b>\$35,761.42</b>
<b>800 <u>Other Objects</u></b>				
810 Dues and Fees				624.77
<b>Total Other Objects</b>				<b>\$624.77</b>
<b>Total 2510 Fiscal Services</b>				<b>\$417,455.65</b>



LEA : 119584503     Montrose Area SD

Printed 11/27/2019 12:36:38 PM

General Fund (10)

2511 Supervision of Fiscal Services - Head of Component	<u>Elementary</u>	<u>Secondary</u>	<u>Federal</u>	<u>Total</u>
100 <u>Personnel Services – Salaries</u>				
100 Personnel Services – Salaries				212,372.15
Total Personnel Services – Salaries				\$212,372.15
200 <u>Personnel Services – Employee Benefits</u>				
210 Group Insurance – Contracted Provider				50,307.91
220 Social Security Contributions				15,492.89
230 PSERS Retirement Contributions				70,995.85
250 Unemployment Compensation				1,264.21
260 Workers' Compensation				1,140.63
Total Personnel Services – Employee Benefits				\$139,201.49
Total 2511 Supervision of Fiscal Services - Head of Component				\$351,573.64

LEA : 119584503      Montrose Area SD

Printed 11/27/2019 12:36:38 PM

General Fund (10)				
2512 Budgeting Services	<u>Elementary</u>	<u>Secondary</u>	<u>Federal</u>	<u>Total</u>
300 <u>Purchased Professional and Technical Services</u>				
330 Other Professional Services				3,732.75
Total Purchased Professional and Technical Services				\$3,732.75
400 <u>Purchased Property Services</u>				
440 Rentals				7,673.14
Total Purchased Property Services				\$7,673.14
500 <u>Other Purchased Services</u>				
530 Communications				9,259.67
580 Travel				8,830.26
Total Other Purchased Services				\$18,089.93
600 <u>Supplies</u>				
610 General Supplies				35,761.42
Total Supplies				\$35,761.42
800 <u>Other Objects</u>				
810 Dues and Fees				624.77
Total Other Objects				\$624.77
Total 2512 Budgeting Services				\$65,882.01

LEA : 119584503      Montrose Area SD

Printed 11/27/2019 12:36:38 PM

<b>General Fund (10)</b>				
<b>2600 Operation and Maintenance of Plant Services</b>	<b><u>Elementary</u></b>	<b><u>Secondary</u></b>	<b><u>Federal</u></b>	<b><u>Total</u></b>
<b>100 <u>Personnel Services – Salaries</u></b>				
100 Personnel Services – Salaries				555,116.13
<b>Total Personnel Services – Salaries</b>				<b>\$555,116.13</b>
<b>200 <u>Personnel Services – Employee Benefits</u></b>				
210 Group Insurance – Contracted Provider				205,053.67
220 Social Security Contributions				41,220.15
230 PSERS Retirement Contributions				184,995.43
260 Workers' Compensation				2,663.56
<b>Total Personnel Services – Employee Benefits</b>				<b>\$433,932.81</b>
<b>300 <u>Purchased Professional and Technical Services</u></b>				
340 Technical Services				28,284.94
<b>Total Purchased Professional and Technical Services</b>				<b>\$28,284.94</b>
<b>400 <u>Purchased Property Services</u></b>				
410 Cleaning Services				14,738.83
420 Utility Services				104,481.44
430 Repairs and Maintenance Services				137,928.80
440 Rentals				7,156.23
<b>Total Purchased Property Services</b>				<b>\$264,305.30</b>
<b>500 <u>Other Purchased Services</u></b>				
523 General Property and Liability Insurance				102,451.29
530 Communications				(1,119.18)
580 Travel				37.12
<b>Total Other Purchased Services</b>				<b>\$101,369.23</b>
<b>600 <u>Supplies</u></b>				
610 General Supplies	50,447.60	76,129.23		126,576.83
620 Energy				351,836.61
<b>Total Supplies</b>	<b>\$50,447.60</b>	<b>\$76,129.23</b>		<b>\$478,413.44</b>
<b>700 <u>Property</u></b>				
762 Capitalized Equipment - Replacement				49,176.00
<b>Total Property</b>				<b>\$49,176.00</b>
<b>800 <u>Other Objects</u></b>				
810 Dues and Fees				1,090.00
<b>Total Other Objects</b>				<b>\$1,090.00</b>
<b>Total 2600 Operation and Maintenance of Plant Services</b>	<b>\$50,447.60</b>	<b>\$76,129.23</b>		<b>\$1,911,687.85</b>

LEA : 119584503      Montrose Area SD

Printed 11/27/2019 12:36:38 PM

General Fund (10)

2610 Supervision of Operation and Maintenance of Plant Services	<u>Elementary</u>	<u>Secondary</u>	<u>Federal</u>	<u>Total</u>
100 <u>Personnel Services – Salaries</u>				
100 Personnel Services – Salaries				553,736.13
Total Personnel Services – Salaries				\$553,736.13
200 <u>Personnel Services – Employee Benefits</u>				
210 Group Insurance – Contracted Provider				205,053.67
220 Social Security Contributions				41,114.58
230 PSERS Retirement Contributions				184,534.08
260 Workers' Compensation				2,663.56
Total Personnel Services – Employee Benefits				\$433,365.89
Total 2610 Supervision of Operation and Maintenance of Plant Services				\$987,102.02

LEA : 119584503      Montrose Area SD

Printed 11/27/2019 12:36:38 PM

General Fund (10)

2611 Supervision of Operation and Maintenance of Plant Services – Head of Component	<u>Elementary</u>	<u>Secondary</u>	<u>Federal</u>	<u>Total</u>
100 <u>Personnel Services – Salaries</u>				
100 Personnel Services – Salaries				553,736.13
Total Personnel Services – Salaries				\$553,736.13
200 <u>Personnel Services – Employee Benefits</u>				
210 Group Insurance – Contracted Provider				205,053.67
220 Social Security Contributions				41,114.58
230 PSERS Retirement Contributions				184,534.08
260 Workers' Compensation				2,663.56
Total Personnel Services – Employee Benefits				\$433,365.89
Total 2611 Supervision of Operation and Maintenance of Plant Services – Head of Component				\$987,102.02

LEA : 119584503      Montrose Area SD

Printed 11/27/2019 12:36:38 PM

General Fund (10)				
2620 Operation of Buildings Services	<u>Elementary</u>	<u>Secondary</u>	<u>Federal</u>	<u>Total</u>
300 <u>Purchased Professional and Technical Services</u>				
340 Technical Services				28,284.94
Total Purchased Professional and Technical Services				\$28,284.94
400 <u>Purchased Property Services</u>				
410 Cleaning Services				14,738.83
420 Utility Services				104,481.44
430 Repairs and Maintenance Services				137,928.80
440 Rentals				7,156.23
Total Purchased Property Services				\$264,305.30
500 <u>Other Purchased Services</u>				
523 General Property and Liability Insurance				102,451.29
530 Communications				(1,119.18)
580 Travel				37.12
Total Other Purchased Services				\$101,369.23
600 <u>Supplies</u>				
610 General Supplies	50,447.60	76,129.23		126,576.83
620 Energy				351,836.61
Total Supplies	\$50,447.60	\$76,129.23		\$478,413.44
700 <u>Property</u>				
762 Capitalized Equipment - Replacement				49,176.00
Total Property				\$49,176.00
800 <u>Other Objects</u>				
810 Dues and Fees				1,090.00
Total Other Objects				\$1,090.00
Total 2620 Operation of Buildings Services	\$50,447.60	\$76,129.23		\$922,638.91

LEA : 119584503     Montrose Area SD

Printed 11/27/2019 12:36:38 PM

General Fund (10)

2660 Safety and Security Services	<u>Elementary</u>	<u>Secondary</u>	<u>Federal</u>	<u>Total</u>
100 <u>Personnel Services – Salaries</u>				
100 Personnel Services – Salaries				1,380.00
Total Personnel Services – Salaries				\$1,380.00
200 <u>Personnel Services – Employee Benefits</u>				
220 Social Security Contributions				105.57
230 PSERS Retirement Contributions				461.35
Total Personnel Services – Employee Benefits				\$566.92
Total 2660 Safety and Security Services				\$1,946.92

LEA : 119584503      Montrose Area SD

Printed 11/27/2019 12:36:38 PM

General Fund (10)				
2700 Student Transportation Services	<u>Elementary</u>	<u>Secondary</u>	<u>Federal</u>	<u>Total</u>
100 <u>Personnel Services – Salaries</u>				
100 Personnel Services – Salaries				45,627.02
Total Personnel Services – Salaries				\$45,627.02
200 <u>Personnel Services – Employee Benefits</u>				
210 Group Insurance – Contracted Provider				19,163.97
220 Social Security Contributions				3,320.06
230 PSERS Retirement Contributions				15,253.12
260 Workers' Compensation				245.07
Total Personnel Services – Employee Benefits				\$37,982.22
300 <u>Purchased Professional and Technical Services</u>				
330 Other Professional Services				15,388.43
Total Purchased Professional and Technical Services				\$15,388.43
400 <u>Purchased Property Services</u>				
430 Repairs and Maintenance Services				16,627.68
Total Purchased Property Services				\$16,627.68
500 <u>Other Purchased Services</u>				
513 Contracted Carriers				1,929,066.44
516 Student Transportation Services From the IU				4,979.79
580 Travel				2,056.33
Total Other Purchased Services				\$1,936,102.56
600 <u>Supplies</u>				
610 General Supplies				322.88
Total Supplies				\$322.88
800 <u>Other Objects</u>				
810 Dues and Fees				540.78
Total Other Objects				\$540.78
Total 2700 Student Transportation Services				\$2,052,591.57



LEA : 119584503     Montrose Area SD

Printed 11/27/2019 12:36:38 PM

General Fund (10)

2710 Supervision of Student Transportation Services	<u>Elementary</u>	<u>Secondary</u>	<u>Federal</u>	<u>Total</u>
100 <u>Personnel Services – Salaries</u>				
100 Personnel Services – Salaries				45,627.02
Total Personnel Services – Salaries				\$45,627.02
200 <u>Personnel Services – Employee Benefits</u>				
210 Group Insurance – Contracted Provider				19,163.97
220 Social Security Contributions				3,320.06
230 PSERS Retirement Contributions				15,253.12
260 Workers' Compensation				245.07
Total Personnel Services – Employee Benefits				\$37,982.22
Total 2710 Supervision of Student Transportation Services				\$83,609.24

LEA : 119584503      Montrose Area SD

Printed 11/27/2019 12:36:38 PM

General Fund (10)				
2711 Supervision of Student Transportation Services – Head of Component	<u>Elementary</u>	<u>Secondary</u>	<u>Federal</u>	<u>Total</u>
100 <u>Personnel Services – Salaries</u>				
100 Personnel Services – Salaries				45,627.02
Total Personnel Services – Salaries				\$45,627.02
200 <u>Personnel Services – Employee Benefits</u>				
210 Group Insurance – Contracted Provider				19,163.97
220 Social Security Contributions				3,320.06
230 PSERS Retirement Contributions				15,253.12
260 Workers' Compensation				245.07
Total Personnel Services – Employee Benefits				\$37,982.22
Total 2711 Supervision of Student Transportation Services – Head of Component				\$83,609.24

LEA : 119584503      Montrose Area SD

Printed 11/27/2019 12:36:38 PM

<b>General Fund (10)</b>				
<b>2720 Vehicle Operation Services</b>	<u><b>Elementary</b></u>	<u><b>Secondary</b></u>	<u><b>Federal</b></u>	<u><b>Total</b></u>
<b>300 <u>Purchased Professional and Technical Services</u></b>				
330 Other Professional Services				15,388.43
<b>Total Purchased Professional and Technical Services</b>				<b>\$15,388.43</b>
<b>400 <u>Purchased Property Services</u></b>				
430 Repairs and Maintenance Services				16,627.68
<b>Total Purchased Property Services</b>				<b>\$16,627.68</b>
<b>500 <u>Other Purchased Services</u></b>				
513 Contracted Carriers				1,762,059.60
516 Student Transportation Services From the IU				4,979.79
580 Travel				2,056.33
<b>Total Other Purchased Services</b>				<b>\$1,769,095.72</b>
<b>600 <u>Supplies</u></b>				
610 General Supplies				322.88
<b>Total Supplies</b>				<b>\$322.88</b>
<b>800 <u>Other Objects</u></b>				
810 Dues and Fees				540.78
<b>Total Other Objects</b>				<b>\$540.78</b>
<b>Total 2720 Vehicle Operation Services</b>				<b>\$1,801,975.49</b>

LEA : 119584503     Montrose Area SD

Printed 11/27/2019 12:36:38 PM

General Fund (10)

2750 Nonpublic Transportation	<u>Elementary</u>	<u>Secondary</u>	<u>Federal</u>	<u>Total</u>
500 <u>Other Purchased Services</u>				
513 Contracted Carriers				167,006.84
Total Other Purchased Services				\$167,006.84
Total 2750 Nonpublic Transportation				\$167,006.84

LEA : 119584503      Montrose Area SD

Printed 11/27/2019 12:36:38 PM

<b>General Fund (10)</b>				
<b>2800 Support Services – Central</b>	<b><u>Elementary</u></b>	<b><u>Secondary</u></b>	<b><u>Federal</u></b>	<b><u>Total</u></b>
<b>100 <u>Personnel Services – Salaries</u></b>				
100 Personnel Services – Salaries				457,976.20
<b>Total Personnel Services – Salaries</b>				<b>\$457,976.20</b>
<b>200 <u>Personnel Services – Employee Benefits</u></b>				
210 Group Insurance – Contracted Provider				98,525.04
220 Social Security Contributions				33,486.03
230 PSERS Retirement Contributions				112,732.70
260 Workers' Compensation				1,771.25
280 Other Post-Employment Benefits (OPEB)				258,174.76
<b>Total Personnel Services – Employee Benefits</b>				<b>\$504,689.78</b>
<b>300 <u>Purchased Professional and Technical Services</u></b>				
329 Professional Educational Services – Other				7,234.51
<b>Total Purchased Professional and Technical Services</b>				<b>\$7,234.51</b>
<b>400 <u>Purchased Property Services</u></b>				
430 Repairs and Maintenance Services				142,485.01
<b>Total Purchased Property Services</b>				<b>\$142,485.01</b>
<b>500 <u>Other Purchased Services</u></b>				
530 Communications				74,078.95
550 Printing and Binding				9,146.22
580 Travel				6,497.81
<b>Total Other Purchased Services</b>				<b>\$89,722.98</b>
<b>600 <u>Supplies</u></b>				
610 General Supplies				821.74
640 Books and Periodicals				20,997.40
650 Supplies & Fees – Technology Related				92,738.96
<b>Total Supplies</b>				<b>\$114,558.10</b>
<b>700 <u>Property</u></b>				
768 Capitalized Technology Software - Replacement				163,658.00
<b>Total Property</b>				<b>\$163,658.00</b>
<b>Total 2800 Support Services – Central</b>				<b>\$1,480,324.58</b>

LEA : 119584503     Montrose Area SD

Printed 11/27/2019 12:36:38 PM

<b>General Fund (10)</b>				
<b>2810 Planning, Research, Development and Evaluation Services</b>	<b><u>Elementary</u></b>	<b><u>Secondary</u></b>	<b><u>Federal</u></b>	<b><u>Total</u></b>
<b>300 <u>Purchased Professional and Technical Services</u></b>				
329 Professional Educational Services – Other				7,234.51
<b>Total Purchased Professional and Technical Services</b>				<b>\$7,234.51</b>
<b>400 <u>Purchased Property Services</u></b>				
430 Repairs and Maintenance Services				142,485.01
<b>Total Purchased Property Services</b>				<b>\$142,485.01</b>
<b>500 <u>Other Purchased Services</u></b>				
530 Communications				74,078.95
580 Travel				6,497.81
<b>Total Other Purchased Services</b>				<b>\$80,576.76</b>
<b>600 <u>Supplies</u></b>				
610 General Supplies				821.74
640 Books and Periodicals				20,997.40
650 Supplies & Fees – Technology Related				92,738.96
<b>Total Supplies</b>				<b>\$114,558.10</b>
<b>700 <u>Property</u></b>				
768 Capitalized Technology Software - Replacement				163,658.00
<b>Total Property</b>				<b>\$163,658.00</b>
<b>Total 2810 Planning, Research, Development and Evaluation Services</b>				<b>\$508,512.38</b>

LEA : 119584503     Montrose Area SD

Printed 11/27/2019 12:36:38 PM

General Fund (10)

2820 Information Services	<u>Elementary</u>	<u>Secondary</u>	<u>Federal</u>	<u>Total</u>
100 <u>Personnel Services – Salaries</u>				
100 Personnel Services – Salaries				335,992.36
Total Personnel Services – Salaries				\$335,992.36
200 <u>Personnel Services – Employee Benefits</u>				
210 Group Insurance – Contracted Provider				85,332.40
220 Social Security Contributions				25,061.27
230 PSERS Retirement Contributions				111,687.24
260 Workers' Compensation				1,771.25
Total Personnel Services – Employee Benefits				\$223,852.16
500 <u>Other Purchased Services</u>				
550 Printing and Binding				9,146.22
Total Other Purchased Services				\$9,146.22
Total 2820 Information Services				\$568,990.74

LEA : 119584503     Montrose Area SD

Printed 11/27/2019 12:36:38 PM

General Fund (10)

2821 Supervision of Information Services	<u>Elementary</u>	<u>Secondary</u>	<u>Federal</u>	<u>Total</u>
100 <u>Personnel Services – Salaries</u>				
100 Personnel Services – Salaries				335,992.36
<b>Total Personnel Services – Salaries</b>				<b>\$335,992.36</b>
200 <u>Personnel Services – Employee Benefits</u>				
210 Group Insurance – Contracted Provider				85,332.40
220 Social Security Contributions				25,061.27
230 PSERS Retirement Contributions				111,687.24
260 Workers' Compensation				1,771.25
<b>Total Personnel Services – Employee Benefits</b>				<b>\$223,852.16</b>
<b>Total 2821 Supervision of Information Services</b>				<b>\$559,844.52</b>



LEA : 119584503     Montrose Area SD

Printed 11/27/2019 12:36:38 PM

General Fund (10)

2823 Public Information Services	<u>Elementary</u>	<u>Secondary</u>	<u>Federal</u>	<u>Total</u>
500 <u>Other Purchased Services</u>				
550 Printing and Binding				9,146.22
Total Other Purchased Services				\$9,146.22
Total 2823 Public Information Services				\$9,146.22

LEA : 119584503     Montrose Area SD

Printed 11/27/2019 12:36:38 PM

General Fund (10)

2830 Staff Services

	<u>Elementary</u>	<u>Secondary</u>	<u>Federal</u>	<u>Total</u>
<b>100 <u>Personnel Services – Salaries</u></b>				
100 Personnel Services – Salaries				121,983.84
<b>Total Personnel Services – Salaries</b>				<b>\$121,983.84</b>
<b>200 <u>Personnel Services – Employee Benefits</u></b>				
210 Group Insurance – Contracted Provider				13,192.64
220 Social Security Contributions				8,424.76
230 PSERS Retirement Contributions				1,045.46
280 Other Post-Employment Benefits (OPEB)				258,174.76
<b>Total Personnel Services – Employee Benefits</b>				<b>\$280,837.62</b>
<b>Total 2830 Staff Services</b>				<b>\$402,821.46</b>

LEA : 119584503     Montrose Area SD

Printed 11/27/2019 12:36:38 PM

General Fund (10)

2835 Health Services

	<u>Elementary</u>	<u>Secondary</u>	<u>Federal</u>	<u>Total</u>
<b>100 <u>Personnel Services – Salaries</u></b>				
100 Personnel Services – Salaries				121,983.84
<b>Total Personnel Services – Salaries</b>				<b>\$121,983.84</b>
<b>200 <u>Personnel Services – Employee Benefits</u></b>				
210 Group Insurance – Contracted Provider				13,192.64
220 Social Security Contributions				8,424.76
230 PSERS Retirement Contributions				1,045.46
280 Other Post-Employment Benefits (OPEB)				258,174.76
<b>Total Personnel Services – Employee Benefits</b>				<b>\$280,837.62</b>
<b>Total 2835 Health Services</b>				<b>\$402,821.46</b>

LEA : 119584503     Montrose Area SD

Printed 11/27/2019 12:36:38 PM

General Fund (10)

2900 Other Support Services	<u>Elementary</u>	<u>Secondary</u>	<u>Federal</u>	<u>Total</u>
500 <u>Other Purchased Services</u>				
595 IU Payments By Withholding				25,084.57
Total Other Purchased Services				\$25,084.57
Total 2900 Other Support Services				\$25,084.57

LEA : 119584503     Montrose Area SD

Printed 11/27/2019 12:36:38 PM

General Fund (10)

2910 Support Services Not Listed Elsewhere In the 2000 Series

Elementary                      Secondary                      Federal                      Total

500 Other Purchased Services

595 IU Payments By Withholding 25,084.57

**Total Other Purchased Services \$25,084.57**

**Total 2910 Support Services Not Listed Elsewhere In the 2000 Series \$25,084.57**

LEA : 119584503      Montrose Area SD

Printed 11/27/2019 12:36:46 PM

<b>General Fund (10)</b>	
<b>3000 Operation of Non-Instructional Services</b>	<b><u>Total</u></b>
<b>100 <u>Personnel Services – Salaries</u></b>	
100 Personnel Services – Salaries	196,366.85
<b>Total Personnel Services – Salaries</b>	<b>\$196,366.85</b>
<b>200 <u>Personnel Services – Employee Benefits</u></b>	
220 Social Security Contributions	14,344.23
230 PSERS Retirement Contributions	58,536.76
260 Workers' Compensation	572.67
<b>Total Personnel Services – Employee Benefits</b>	<b>\$73,453.66</b>
<b>300 <u>Purchased Professional and Technical Services</u></b>	
329 Professional Educational Services – Other	7,890.00
330 Other Professional Services	28,450.00
340 Technical Services	29,759.14
<b>Total Purchased Professional and Technical Services</b>	<b>\$66,099.14</b>
<b>400 <u>Purchased Property Services</u></b>	
430 Repairs and Maintenance Services	7,670.29
440 Rentals	3,350.00
<b>Total Purchased Property Services</b>	<b>\$11,020.29</b>
<b>500 <u>Other Purchased Services</u></b>	
510 Student Transportation Services	64,333.01
520 Insurance – General	9,380.00
530 Communications	694.48
580 Travel	2,080.78
<b>Total Other Purchased Services</b>	<b>\$76,488.27</b>
<b>600 <u>Supplies</u></b>	
610 General Supplies	63,264.95
<b>Total Supplies</b>	<b>\$63,264.95</b>
<b>800 <u>Other Objects</u></b>	
810 Dues and Fees	20,699.90
860 Grants To Municipal and Community Service Organizations	1,310.00
<b>Total Other Objects</b>	<b>\$22,009.90</b>
<b>Total 3000 Operation of Non-Instructional Services</b>	<b>\$508,703.06</b>

LEA : 119584503      Montrose Area SD

Printed 11/27/2019 12:36:46 PM

General Fund (10)				
3200 Student Activities	<u>Elementary</u>	<u>Secondary</u>	<u>Federal</u>	<u>Total</u>
100 <u>Personnel Services – Salaries</u>				
100 Personnel Services – Salaries				196,366.85
Total Personnel Services – Salaries				\$196,366.85
200 <u>Personnel Services – Employee Benefits</u>				
220 Social Security Contributions				14,344.23
230 PSERS Retirement Contributions				58,536.76
260 Workers’ Compensation				572.67
Total Personnel Services – Employee Benefits				\$73,453.66
300 <u>Purchased Professional and Technical Services</u>				
329 Professional Educational Services – Other				7,890.00
330 Other Professional Services				28,450.00
340 Technical Services				29,759.14
Total Purchased Professional and Technical Services				\$66,099.14
400 <u>Purchased Property Services</u>				
430 Repairs and Maintenance Services				7,670.29
440 Rentals				3,350.00
Total Purchased Property Services				\$11,020.29
500 <u>Other Purchased Services</u>				
510 Student Transportation Services				64,333.01
520 Insurance – General				9,380.00
530 Communications				694.48
580 Travel				2,080.78
Total Other Purchased Services				\$76,488.27
600 <u>Supplies</u>				
610 General Supplies				63,264.95
Total Supplies				\$63,264.95
800 <u>Other Objects</u>				
810 Dues and Fees				20,699.90
Total Other Objects				\$20,699.90
Total 3200 Student Activities				\$507,393.06

LEA : 119584503     Montrose Area SD

Printed 11/27/2019 12:36:46 PM

General Fund (10)				
3300 Community Services	<u>Elementary</u>	<u>Secondary</u>	<u>Federal</u>	<u>Total</u>
800 <u>Other Objects</u>				
860 Grants To Municipal and Community Service Organizations				1,310.00
Total Other Objects				\$1,310.00
Total 3300 Community Services				\$1,310.00



LEA : 119584503     Montrose Area SD

Printed 11/27/2019 12:36:51 PM

General Fund (10)

4000 Facilities Acquisition, Construction and Improvement Services	<u>Total</u>
400 <u>Purchased Property Services</u>	
430 Repairs and Maintenance Services	1,026.22
Total Purchased Property Services	\$1,026.22
Total 4000 Facilities Acquisition, Construction and Improvement Services	\$1,026.22

LEA : 119584503     Montrose Area SD

Printed 11/27/2019 12:36:51 PM

General Fund (10)

4600 Existing Building Improvement Services	<u>Elementary</u>	<u>Secondary</u>	<u>Federal</u>	<u>Total</u>
400 <u>Purchased Property Services</u>				
430 Repairs and Maintenance Services				1,026.22
Total Purchased Property Services				\$1,026.22
Total 4600 Existing Building Improvement Services				\$1,026.22

LEA : 119584503     Montrose Area SD

Printed 11/27/2019 12:36:59 PM

General Fund (10)	
5000 Other Expenditures and Financing Uses	<u>Total</u>
800 <u>Other Objects</u>	
830 Interest	91,667.50
Total Other Objects	\$91,667.50
900 <u>Other Uses of Funds</u>	
910 Redemption of Principal	490,000.00
932 Capital Reserve Fund Transfers Applicable To Fund 32	450,393.00
Total Other Uses of Funds	\$940,393.00
Total 5000 Other Expenditures and Financing Uses	\$1,032,060.50

LEA : 119584503     Montrose Area SD

Printed 11/27/2019 12:36:59 PM

General Fund (10)

5100 Debt Service / Other Expenditures and Financing Uses	<u>Elementary</u>	<u>Secondary</u>	<u>Federal</u>	<u>Total</u>
800 <u>Other Objects</u>				
830 Interest				91,667.50
Total Other Objects				\$91,667.50
900 <u>Other Uses of Funds</u>				
910 Redemption of Principal				490,000.00
Total Other Uses of Funds				\$490,000.00
Total 5100 Debt Service / Other Expenditures and Financing Uses				\$581,667.50

LEA : 119584503     Montrose Area SD

Printed 11/27/2019 12:36:59 PM

General Fund (10)

5110 Debt Service	<u>Elementary</u>	<u>Secondary</u>	<u>Federal</u>	<u>Total</u>
800 <u>Other Objects</u>				
830 Interest				91,667.50
Total Other Objects				\$91,667.50
900 <u>Other Uses of Funds</u>				
910 Redemption of Principal				490,000.00
Total Other Uses of Funds				\$490,000.00
Total 5110 Debt Service				\$581,667.50

LEA : 119584503     Montrose Area SD

Printed 11/27/2019 12:36:59 PM

General Fund (10)

5200 Interfund Transfers – Out	<u>Elementary</u>	<u>Secondary</u>	<u>Federal</u>	<u>Total</u>
900 <u>Other Uses of Funds</u>				
932 Capital Reserve Fund Transfers Applicable To Fund 32				450,393.00
Total Other Uses of Funds				\$450,393.00
Total 5200 Interfund Transfers – Out				\$450,393.00

LEA : 119584503     Montrose Area SD

Printed 11/27/2019 12:36:59 PM

General Fund (10)

5230 Capital Projects Fund Transfers	<u>Elementary</u>	<u>Secondary</u>	<u>Federal</u>	<u>Total</u>
900 <u>Other Uses of Funds</u>				
932 Capital Reserve Fund Transfers Applicable To Fund 32				450,393.00
Total Other Uses of Funds				\$450,393.00
Total 5230 Capital Projects Fund Transfers				\$450,393.00

LEA : 119584503     Montrose Area SD

Printed 11/27/2019 12:36:27 PM

Other Capital Projects Fund (39)

		<u>Total</u>
1000 Instruction		
600 <u>Supplies</u>		
610 General Supplies		238.97
Total Supplies		\$238.97
Total 1000 Instruction		\$238.97



LEA : 119584503     Montrose Area SD

Printed 11/27/2019 12:36:27 PM

Other Capital Projects Fund (39)

1100 Regular Programs – Elementary / Secondary	<u>Elementary</u>	<u>Secondary</u>	<u>Federal</u>	<u>Total</u>
600 <u>Supplies</u>				
610 General Supplies	119.48	119.49		238.97
Total Supplies	\$119.48	\$119.49		\$238.97
Total 1100 Regular Programs – Elementary / Secondary	\$119.48	\$119.49		\$238.97

LEA : 119584503     Montrose Area SD

Printed 11/27/2019 12:36:27 PM

Other Capital Projects Fund (39)

1110 Regular Programs

	<u>Elementary</u>	<u>Secondary</u>	<u>Federal</u>	<u>Total</u>
600 <u>Supplies</u>				
610 General Supplies	119.48	119.49		238.97
<b>Total Supplies</b>	<b>\$119.48</b>	<b>\$119.49</b>		<b>\$238.97</b>
<b>Total 1110 Regular Programs</b>	<b>\$119.48</b>	<b>\$119.49</b>		<b>\$238.97</b>

LEA : 119584503     Montrose Area SD

Printed 11/27/2019 12:36:42 PM

Other Capital Projects Fund (39)

2000 Support Services		<u>Total</u>
400 <u>Purchased Property Services</u>		
430 Repairs and Maintenance Services		70,534.11
Total Purchased Property Services		\$70,534.11
700 <u>Property</u>		
758 Capitalized Technology Software - Original		4,880.50
762 Capitalized Equipment - Replacement		39,883.90
Total Property		\$44,764.40
Total 2000 Support Services		\$115,298.51

LEA : 119584503      Montrose Area SD

Printed 11/27/2019 12:36:42 PM

Other Capital Projects Fund (39)

2600 Operation and Maintenance of Plant Services	<u>Elementary</u>	<u>Secondary</u>	<u>Federal</u>	<u>Total</u>
400 <u>Purchased Property Services</u>				
430 Repairs and Maintenance Services				57,919.11
<b>Total Purchased Property Services</b>				<b>\$57,919.11</b>
700 <u>Property</u>				
762 Capitalized Equipment - Replacement				4,782.00
<b>Total Property</b>				<b>\$4,782.00</b>
<b>Total 2600 Operation and Maintenance of Plant Services</b>				<b>\$62,701.11</b>

LEA : 119584503     Montrose Area SD

Printed 11/27/2019 12:36:42 PM

Other Capital Projects Fund (39)

2620 Operation of Buildings Services	<u>Elementary</u>	<u>Secondary</u>	<u>Federal</u>	<u>Total</u>
400 <u>Purchased Property Services</u>				
430 Repairs and Maintenance Services				57,919.11
Total Purchased Property Services				\$57,919.11
700 <u>Property</u>				
762 Capitalized Equipment - Replacement				4,782.00
Total Property				\$4,782.00
Total 2620 Operation of Buildings Services				\$62,701.11

LEA : 119584503     Montrose Area SD

Printed 11/27/2019 12:36:42 PM

Other Capital Projects Fund (39)

2700 Student Transportation Services

Elementary                      Secondary                      Federal                      Total

700 <u>Property</u>				
762 Capitalized Equipment - Replacement				35,101.90

Total Property				\$35,101.90
Total 2700 Student Transportation Services				\$35,101.90

LEA : 119584503     Montrose Area SD

Printed 11/27/2019 12:36:42 PM

Other Capital Projects Fund (39)

2720 Vehicle Operation Services

Elementary                      Secondary                      Federal                      Total

700 <u>Property</u>				
762 Capitalized Equipment - Replacement				35,101.90
<b>Total Property</b>				<b>\$35,101.90</b>
<b>Total 2720 Vehicle Operation Services</b>				<b>\$35,101.90</b>

LEA : 119584503     Montrose Area SD

Printed 11/27/2019 12:36:42 PM

Other Capital Projects Fund (39)

2800 Support Services – Central	<u>Elementary</u>	<u>Secondary</u>	<u>Federal</u>	<u>Total</u>
400 <u>Purchased Property Services</u>				
430 Repairs and Maintenance Services				12,615.00
Total Purchased Property Services				\$12,615.00
700 <u>Property</u>				
758 Capitalized Technology Software - Original				4,880.50
Total Property				\$4,880.50
Total 2800 Support Services – Central				\$17,495.50



LEA : 119584503     Montrose Area SD

Printed 11/27/2019 12:36:42 PM

Other Capital Projects Fund (39)

2810 Planning, Research, Development and Evaluation Services

Elementary                      Secondary                      Federal                      Total

400 <u>Purchased Property Services</u>				
430 Repairs and Maintenance Services				12,615.00
<b>Total Purchased Property Services</b>				<b>\$12,615.00</b>
700 <u>Property</u>				
758 Capitalized Technology Software - Original				4,880.50
<b>Total Property</b>				<b>\$4,880.50</b>
<b>Total 2810 Planning, Research, Development and Evaluation Services</b>				<b>\$17,495.50</b>

LEA : 119584503     Montrose Area SD

Printed 11/27/2019 12:36:53 PM

Other Capital Projects Fund (39)

4000 Facilities Acquisition, Construction and Improvement Services

Total

400 <u>Purchased Property Services</u>	
430 Repairs and Maintenance Services	90,946.03
<b>Total Purchased Property Services</b>	<b>\$90,946.03</b>
700 <u>Property</u>	
710 Land and Improvements	57,444.34
762 Capitalized Equipment - Replacement	177,771.90
<b>Total Property</b>	<b>\$235,216.24</b>
<b>Total 4000 Facilities Acquisition, Construction and Improvement Services</b>	<b>\$326,162.27</b>

LEA : 119584503     Montrose Area SD

Printed 11/27/2019 12:36:53 PM

Other Capital Projects Fund (39)

4200 Existing Site Improvement Services

<u>Elementary</u>	<u>Secondary</u>	<u>Federal</u>	<u>Total</u>
-------------------	------------------	----------------	--------------

700 <u>Property</u>			
710 Land and Improvements			57,444.34

Total Property			\$57,444.34
Total 4200 Existing Site Improvement Services			\$57,444.34

LEA : 119584503     Montrose Area SD

Printed 11/27/2019 12:36:53 PM

Other Capital Projects Fund (39)

4600 Existing Building Improvement Services	<u>Elementary</u>	<u>Secondary</u>	<u>Federal</u>	<u>Total</u>
400 <u>Purchased Property Services</u>				
430 Repairs and Maintenance Services				90,946.03
Total Purchased Property Services				\$90,946.03
700 <u>Property</u>				
762 Capitalized Equipment - Replacement				177,771.90
Total Property				\$177,771.90
Total 4600 Existing Building Improvement Services				\$268,717.93

LEA : 119584503     Montrose Area SD

Printed 11/27/2019 12:37:20 PM

	<u>General Fund(10)</u>	<u>Public Purpose Trust(27)</u>	<u>Other Compt Approved (28)</u>	<u>Athletic / Activity(29)</u>	<u>Capital Reserve (690. 1850)(31)</u>
<b>1000 <u>Instruction</u></b>					
1100 Regular Programs - Elementary / Secondary	11,794,162.25				
1200 Special Programs - Elementary / Secondary	3,235,418.41				
1300 Vocational Education	639,737.27				
1400 Other Instructional Programs - Elementary / Secondary	67,456.98				
<b>Total Instruction</b>	<b>\$15,736,774.91</b>				
<b>2000 <u>Support Services</u></b>					
2100 Support Services - Students	723,818.63				
2200 Support Services - Instructional Staff	665,262.47				
2300 Support Services - Administration	1,398,559.35				
2400 Support Services - Pupil Health	419,884.52				
2500 Support Services - Business	417,455.65				
2600 Operation and Maintenance of Plant Services	1,911,687.85				
2700 Student Transportation Services	2,052,591.57				
2800 Support Services - Central	1,480,324.58				
2900 Other Support Services	25,084.57				
<b>Total Support Services</b>	<b>\$9,094,669.19</b>				
<b>3000 <u>Operation of Non-Instructional Services</u></b>					
3200 Student Activities	507,393.06				
3300 Community Services	1,310.00				
<b>Total Operation of Non-Instructional Services</b>	<b>\$508,703.06</b>				
<b>4000 <u>Facilities Acquisition, Construction and Improvement Services</u></b>					
4200 Existing Site Improvement Services					
4600 Existing Building Improvement Services	1,026.22				
<b>Total Facilities Acquisition, Construction and Improvement</b>	<b>\$1,026.22</b>				
<b>5000 <u>Other Expenditures and Financing Uses</u></b>					
5100 Debt Service / Other Expenditures and Financing Uses	581,667.50				
5200 Interfund Transfers - Out	450,393.00				
<b>Total Other Expenditures and Financing Uses</b>	<b>\$1,032,060.50</b>				
<b>TOTAL ACTUAL EXPENDITURES &amp; OTHER FINANCING USES</b>	<b>\$26,373,233.88</b>				

LEA : 119584503     Montrose Area SD

Printed 11/27/2019 12:37:20 PM

	<u>Capital Reserve (1431)(32)</u>	<u>Other Capital Projects Fund(39)</u>	<u>Debt Service(40)</u>	<u>Permanent(90)</u>	<u>Total</u>
<b>1000 Instruction</b>					
1100 Regular Programs - Elementary / Secondary		238.97			11,794,401.22
1200 Special Programs - Elementary / Secondary					3,235,418.41
1300 Vocational Education					639,737.27
1400 Other Instructional Programs - Elementary / Secondary					67,456.98
<b>Total Instruction</b>		<b>\$238.97</b>			<b>\$15,737,013.88</b>
<b>2000 Support Services</b>					
2100 Support Services - Students					723,818.63
2200 Support Services - Instructional Staff					665,262.47
2300 Support Services - Administration					1,398,559.35
2400 Support Services - Pupil Health					419,884.52
2500 Support Services - Business					417,455.65
2600 Operation and Maintenance of Plant Services		62,701.11			1,974,388.96
2700 Student Transportation Services		35,101.90			2,087,693.47
2800 Support Services - Central		17,495.50			1,497,820.08
2900 Other Support Services					25,084.57
<b>Total Support Services</b>		<b>\$115,298.51</b>			<b>\$9,209,967.70</b>
<b>3000 Operation of Non-Instructional Services</b>					
3200 Student Activities					507,393.06
3300 Community Services					1,310.00
<b>Total Operation of Non-Instructional Services</b>					<b>\$508,703.06</b>
<b>4000 Facilities Acquisition, Construction and Improvement Services</b>					
4200 Existing Site Improvement Services		57,444.34			57,444.34
4600 Existing Building Improvement Services		268,717.93			269,744.15
<b>Total Facilities Acquisition, Construction and Improvement</b>		<b>\$326,162.27</b>			<b>\$327,188.49</b>
<b>5000 Other Expenditures and Financing Uses</b>					
5100 Debt Service / Other Expenditures and Financing Uses					581,667.50
5200 Interfund Transfers - Out					450,393.00
<b>Total Other Expenditures and Financing Uses</b>					<b>\$1,032,060.50</b>
<b>TOTAL ACTUAL EXPENDITURES &amp; OTHER FINANCING USES</b>		<b>\$441,699.75</b>			<b>\$26,814,933.63</b>

LEA : 119584503     Montrose Area SD

Printed 11/27/2019 12:37:29 PM

PSERS Salary Data (Salary Data should relate to the General Fund only)

Amount	Description	Amount
	Total Salary Base for salaries subject to PSERS withholding	11,390,522.23
	Total Federally Funded salaries subject to PSERS withholding	459,921.76

Title I Expenditure Data

Amount	Description	Amount
	Expenditures Funded with Current Title I Funds	394,055.00
	Expenditures Funded with Carry over Title I Funds	19,510.07
Total Title I Expenditure Data		\$413,565.07

Benefits for Staff Relative to Collective Bargaining Agreements

	OBJECT	COVERED	NOT COVERED	TOTAL
10 General Fund	No Self Insurance data to report			
	211 Medical Insurance	2,086,094.77	31,484.08	2,117,578.85
	212 Dental Insurance	119,982.00	2,448.00	122,430.00
	215 Eye Care Insurance	19,103.89	335.16	19,439.05
	216 Prescription Insurance			
	271 Self-Insurance Medical Benefits			
	272 Self-Insurance Dental Benefits			
	275 Self-Insurance Eye Care Benefits			
	276 Self-Insurance Prescription Benefits			
	FUND TOTAL	\$2,225,180.66	\$34,267.24	\$2,259,447.90
50 Enterprise Fund	No Self Insurance data to report			
	211 Medical Insurance	61,548.78		61,548.78
	212 Dental Insurance	3,540.09		3,540.09
	215 Eye Care Insurance	528.24		528.24
	216 Prescription Insurance			
	271 Self-Insurance Medical Benefits			
	272 Self-Insurance Dental Benefits			
	275 Self-Insurance Eye Care Benefits			
	276 Self-Insurance Prescription Benefits			
	FUND TOTAL	\$65,617.11		\$65,617.11
60 Internal Service Fund	No Self Insurance data to report			
	211 Medical Insurance			
	212 Dental Insurance			
	215 Eye Care Insurance			
	216 Prescription Insurance			
	271 Self-Insurance Medical Benefits			
	272 Self-Insurance Dental Benefits			
	275 Self-Insurance Eye Care Benefits			
	276 Self-Insurance Prescription Benefits			
	FUND TOTAL			
Total of All Funds		\$2,290,797.77	\$34,267.24	\$2,325,065.01



LEA : 119584503 Montrose Area SD

Printed 11/27/2019 12:37:36 PM

Function	Special Education (Prior Year)	Nonspecial Education (Prior Year)	Total (Prior Year)	Special Education (Current Year)	Nonspecial Education (Current Year)	Total (Current Year)
2120 Guidance Services	132,460.61	529,511.44	661,972.05	131,892.83	512,807.21	644,700.04
2140 Psychological Services	10,935.19	43,713.44	54,648.63	16,186.09	62,932.50	79,118.59
2150 Speech Pathology and Audiology Services						
2160 Social Work Services						
2260 Instruction and Curriculum Development Services	87,966.79	351,647.36	439,614.15	97,574.80	379,376.66	476,951.46
2350 Legal and Accounting Services	10,260.50	64,381.97	74,642.47	9,404.00	37,600.27	47,004.27
2420 Medical Services						
2440 Nursing Services	80,786.11	322,942.58	403,728.69	84,185.71	327,319.06	411,504.77
2700 Student Transportation Services	1,430.64	1,998,797.63	2,000,228.27	11,937.28	2,040,654.29	2,052,591.57
Total	\$323,839.84	\$3,310,994.42	\$3,634,834.26	\$351,180.71	\$3,360,689.99	\$3,711,870.70

LEA : 119584503     Montrose Area SD

Printed 11/27/2019 12:37:43 PM

(PRINCIPAL AMOUNTS ONLY)								
<u>GOVERNMENTAL FUNDS/ ACTIVITIES</u>	Short-Term Borrowing	General Obligation Bonds/Notes	Authority Building Obligations	Other Long-Term Debt	Other Post- Employment Benefits (OPEB)	Compensated Absences	Net Pension Liability	Total
1. Debt at Beginning of Fiscal Year		4,220,000.00			9,004,931.00	2,127,559.00	41,223,104.00	56,575,594.00
2. Additional Debt Incurred During Year					26,889.00	82,415.00		109,304.00
3. Retirements and Repayments		490,000.00			2,697,327.00		1,010,697.00	4,198,024.00
4. Debt at End of Fiscal Year		3,730,000.00			6,334,493.00	2,209,974.00	40,212,407.00	52,486,874.00
5. Accreted Interest at End Of Fiscal Year								
6. Total Debt and Accreted Interest		3,730,000.00			6,334,493.00	2,209,974.00	40,212,407.00	52,486,874.00
7. Current Portion P&I - Due within 1 year		581,767.50			20,048.00			601,815.50
8. Interest Paid during current fiscal year		91,667.50						91,667.50

(PRINCIPAL AMOUNTS ONLY)								
<u>PROPRIETARY FUNDS</u>	Short-Term Borrowing	General Obligation Bonds/Notes	Authority Building Obligations	Other Long-Term Debt	Other Post- Employment Benefits (OPEB)	Compensated Absences	Net Pension Liability	Total
1. Debt at Beginning of Fiscal Year							806,896.00	806,896.00
2. Additional Debt Incurred During Year								
3. Retirements and Repayments							23,303.00	23,303.00
4. Debt at End of Fiscal Year							783,593.00	783,593.00
5. Accreted Interest at End Of Fiscal Year								
6. Total Debt and Accreted Interest							783,593.00	783,593.00
7. Current Portion P&I - Due within 1 year								
8. Interest Paid during current fiscal year								

LEA : 119584503     Montrose Area SD

Printed 11/27/2019 12:37:43 PM

Total Principal and Interest Payments Made by Your School - All Funds

Function	Fund		Principal (910)	Principal (920)	Interest (830)	Total (Principal +Interest)	Misc Other Uses (990)
5110	10	General Fund	490,000.00		91,667.50	581,667.50	
5110	20	Special Revenue Funds					
5110	30	Capital Projects Funds					
5110	40	Debt Service Fund					
5110	90	Permanent Fund					
5120	10	General Fund					
5120	20	Special Revenue Funds					
5120	30	Capital Projects Funds					
5120	40	Debt Service Fund					
Total Debt Payments - Governmental Funds			\$490,000.00		\$91,667.50	\$581,667.50	

Function	Fund		Principal (910)	Principal (920)	Interest (830)	Total (Principal +Interest)
5110	50	Enterprise Fund				
5110	60	Internal Service Fund				
5120	50	Enterprise Fund				
5120	60	Internal Service Fund				
Total Debt Payments - Proprietary Funds						

LEA : 119584503 Montrose Area SD

Printed 11/27/2019 12:37:43 PM

**Debt Details**  
**Governmental Funds/ Activities**

Debt Category	Debt Issue Date (MM/YYYY)	Principal Amounts Only				Current Portion Due Within One Year (Principal and Interest)	Interest Paid During Fiscal Year
		Debt at Beginning of Fiscal Year	Additions	Reductions / Repayments	Debt at End of Fiscal Year		
General Obligation Bonds/Notes – CIB	07/2015	4,220,000.00		490,000.00	3,730,000.00	581,767.50	91,667.50
Compensated Absences		2,127,559.00	82,415.00		2,209,974.00		
Other Post-Employment Benefits (OPEB)		9,004,931.00	26,889.00	2,697,327.00	6,334,493.00	20,048.00	
Net Pension Liability		41,223,104.00		1,010,697.00	40,212,407.00		
Totals for Debt Entered:		\$56,575,594.00	\$109,304.00	\$4,198,024.00	\$52,486,874.00	\$601,815.50	\$91,667.50

**Bond Details**  
**Proprietary Funds**

Debt Category	Debt Issue Date (MM/YYYY)	Principal Amounts Only				Current Portion Due Within One Year (Principal and Interest)	Interest Paid During Fiscal Year
		Debt at Beginning of Fiscal Year	Additions	Reductions / Repayments	Debt at End of Fiscal Year		
Net Pension Liability		806,896.00		23,303.00	783,593.00		
Totals for Debt Entered:		\$806,896.00		\$23,303.00	\$783,593.00		

LEA : 119584503     Montrose Area SD

Printed 11/27/2019 12:37:47 PM

General Fund (10)

Section 1: Tuition/Purchased Services as Reported within Expenditure Detail	Amount
Tuition Reported in General Fund Expenditures 1000-560	1,448,536.45
Purchased Services in General Fund Expenditures 1000-594 and 1000-597	14,194.06
<b>Section 1 Total</b>	<b>\$1,462,730.51</b>

Section 2: Tuition Paid to Institution Types During Fiscal Year	Tuition Paid For Nonspecial Education	Tuition Paid For Special Education	Total
1 1306 Institutions			
2 Institutionalized Children's Programs			
3 Juveniles Incarcerated in Adult Facilities			
4 Residential Treatment Facilities			
5 Other Local Education Agencies		78,163.75	78,163.75
6 Brick and Mortar Charter Schools			
7 Cyber Charter Schools	657,853.97		657,853.97
8 Career and Technology Centers	581,504.41		581,504.41
9 Approved Private Schools		26,738.52	26,738.52
10 PA Chartered Schools for the Deaf and Blind			
11 Private Residential Rehabilitative Institutions	17,379.59	101,090.27	118,469.86
12 Juvenile Detention Centers			
13 Special Program Jointures			
14 Other Tuition Not Included Elsewhere In This Section			
<b>Section 2 Total</b>	<b>\$1,256,737.97</b>	<b>\$205,992.54</b>	<b>\$1,462,730.51</b>

LEA : 119584503 Montrose Area SD

Printed 11/27/2019 12:37:53 PM

Fund	School	School Number	Local Personnel	Local Nonpersonnel	State Personnel	State Nonpersonnel	Federal Personnel	Federal Nonpersonnel	Total	Explanation
10										
	Choconut Valley El Sch	5354	1,649,237.00	503,358.00	2,027,090.00	578,519.00	323,678.00	22,104.00	5,103,986.00	
	Lathrop Street El Sch	6421	2,116,507.00	497,149.00	2,614,529.00	571,383.00	280,095.00	2,324.00	6,081,987.00	
	Montrose Area JSHS	4044	4,643,178.00	1,039,687.00	5,201,071.00	1,194,932.00	13,734.00		12,092,602.00	
Total			8,408,922.00	2,040,194.00	9,842,690.00	2,344,834.00	617,507.00	24,428.00	23,278,575.00	