

LEA Name : Montrose Area SD  
Address : 273 Meteor Way  
Montrose , PA 18801

County : Susquehanna  
AUN Number : 119584503  
LEA Type : SD

**Annual Financial Report  
Accuracy Certification Statement**

For Fiscal Year Ending

**6/30/2020**

Pennsylvania Department of Education


&

Office of Comptroller Operations

PDE-2056: Intermediate Unit


PDE-2057: School District, AVTS/CTC, Charter School,  
and Special Program Jointure

**CERTIFICATION: By signing this page I agree that the electronic data submitted is a complete and accurate statement of the financial operations and status of the local education agency for the fiscal year. It has been prepared in accordance with generally accepted accounting principles and established Commonwealth of PA reporting guidelines.**



Chief School Administrator Signature

11-30-2020  
Date



Board Secretary Signature

11.30.2020  
Date

Michelle Lusk

Contact Person

mlusk@masd.info

Contact Person E-mail Address

(570)278-6213

Ext :

Contact Person Telephone Number

(570)278-4798

Contact Person Fax Number

**Audit Certification**  
**Annual Financial Report:**  
For Fiscal Year Ending 6/30/2020  
(Pursuant to PA School Code Section 218(b))

LEA Name : Montrose Area SD  
AUN Number : 119584503  
County : Susquehanna

|   |
|---|
| <b>Audit Certification Due:</b><br>12/31/2020 |
|---|

This certification is applicable to the Annual Financial Report data submitted through the Consolidated Financial Reporting System (CFRS).


CERTIFICATION: By signing this page I agree that the financial statements of the school have been properly audited as noted above pursuant to Article XXIV, and in the auditor's professional opinion, the Annual Financial Report (PDE-2057) submitted through CFRS is materially consistent with the audited financial statements.

Chief School Administrator

  
\_\_\_\_\_  
Signature

11-30-2020  
\_\_\_\_\_  
Date

Board Secretary

  
\_\_\_\_\_  
Signature

11.30.2020  
\_\_\_\_\_  
Date

Michelle Lusk

\_\_\_\_\_  
Contact Person

mlusk@masd.info

\_\_\_\_\_  
Contact Person E-mail Address

(570)278-6213

Ext : \_\_\_\_\_

\_\_\_\_\_  
Contact Person Telephone Number

(570)278-4798

\_\_\_\_\_  
Contact Person Fax Number

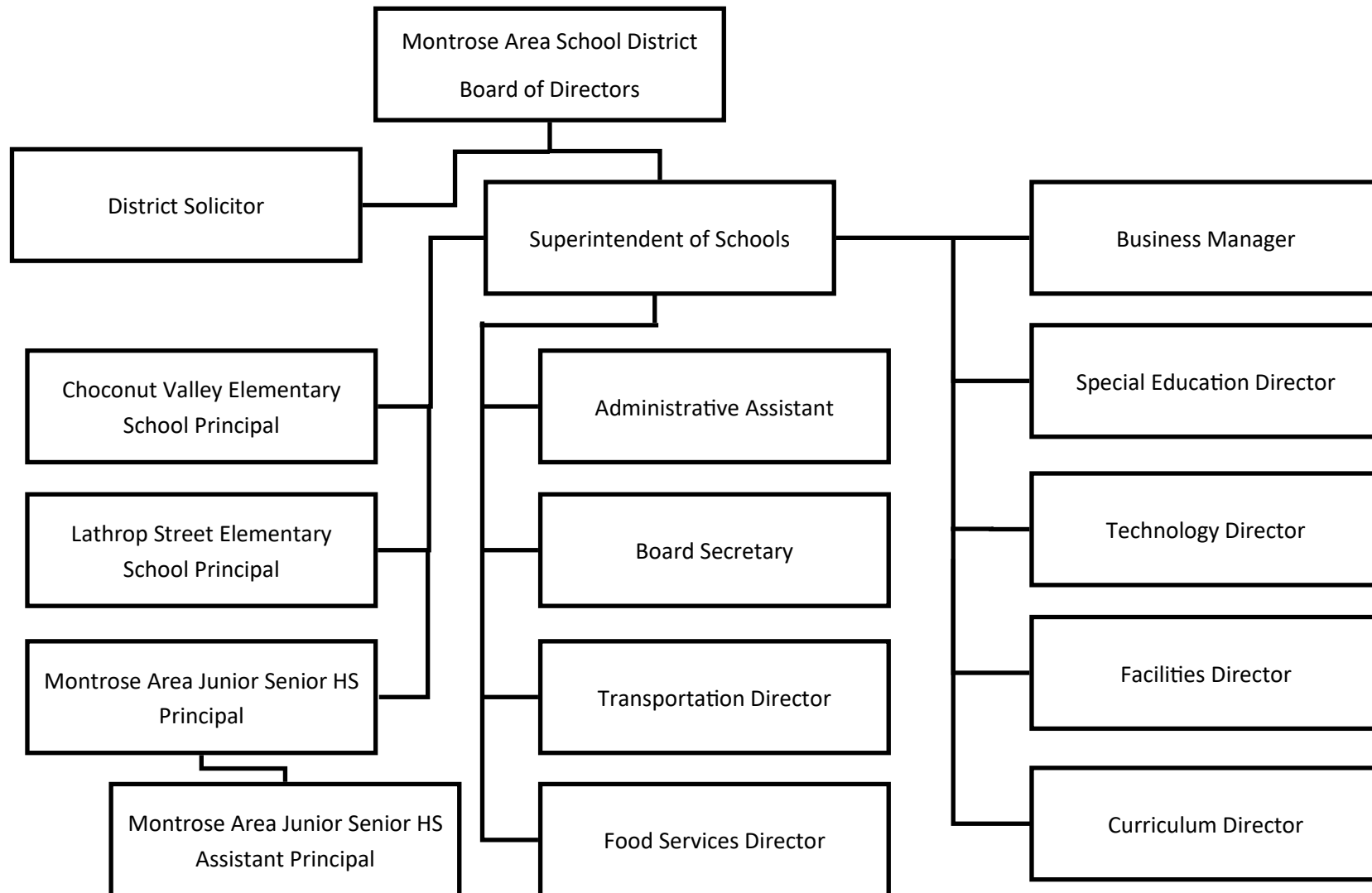
# MONTROSE AREA SCHOOL DISTRICT

SECTION: LOCAL BOARD PROCEDURES

TITLE: ORGANIZATIONAL CHART

ADOPTED: JULY 11, 2003

REVISED: OCTOBER 9, 2017





|         |                                  |
|---------|----------------------------------|
| Book    | Policy Manual                    |
| Section | 600 Finances                     |
| Title   | GASB Statement 34                |
| Code    | 622                              |
| Status  | Active                           |
| Legal   | 1. 24 P.S. 613<br>2. 24 P.S. 218 |
| Adopted | July 11, 2003                    |

### **Purpose**

The Board recognizes the need to implement the required accounting and financial reporting standards stipulated by the Pennsylvania Department of Education.[\[1\]](#)

The primary objectives of implementing the GASB Statement 34 are to assure compliance with state requirements, and properly account for both the financial and economic resources of the district.

### **Authority**

Participation of the school district in any such activity shall be in accordance with Board policy.[\[2\]](#)

### **Delegation of Responsibility**

The responsibility to coordinate the compilation and preparation of all information necessary to implement this policy is delegated to the Business Manager.

The designated individual shall be responsible for implementing the necessary procedures to establish and maintain a fixed asset inventory, including depreciation schedules. Depreciation shall be computed on a straight-line basis over the useful lives of the assets, using an averaging convention. Normal maintenance and repairs shall be charged to expense as incurred; major renewals and betterments that materially extend the life or increase the value of the asset shall be capitalized. A schedule of accumulated depreciation shall be consistent from year to year. The basis for depreciation, including groups of assets and useful lives, shall be in writing and submitted for review to the Board.

The Business Manager shall prepare the required Management Discussion and Analysis (MD&A). The MD&A shall be in the form required by GASB Statement 34 and shall be submitted to the Board for approval, prior to publication.

Prior to submission of the MD&A for Board approval, the district's independent auditors shall review the MD&A, in accordance with SAS No. 52, "Required Supplementary Information".

### **Guidelines**

In order to associate debt with acquired assets and to avoid net asset deficits, any asset that has been acquired with debt proceeds shall be capitalized, regardless of the cost of the asset. The asset life of these assets shall be considered relative to the time of the respective debt amortizations.

For all other assets not acquired by debt proceeds, the dollar value of any single item for inclusion in the fixed assets accounts shall be not less than \$4,000.

The capitalization threshold shall be set at a level that will capture at least 80% of all fixed assets.

The assets listed below do not normally individually meet capitalization threshold criteria:

1. Library books.
2. Classroom texts.
3. Computer equipment.
4. Classroom furniture.

These asset category costs shall be capitalized and depreciated as groups when that group's acquisition cost exceeds the capitalization threshold in any given fiscal year.

For group asset depreciation purposes, the estimated useful life of the group may be based on the weighted average or simple average of the useful life of individual items, or on an assessment of the life of the group as a whole. Periodically, the district shall review the estimated life of groups of assets and adjust the remaining depreciation life of the group.

Assets that fall below the capitalization threshold for GASB 34 reporting purposes may still be significant for insurance, warranty service, and obsolescence/ replacement policy tracking purposes. The district may record and maintain these non-GASB 34 asset inventories in subsidiary ledgers.



| <u>Val Number</u> | <u>Description</u>   | <u>Justification</u>   |
|-------------------|--|--|
| 30550             | Revenue Detail: Tax Revenue Data must be reported consistently for current and prior year. Correct the data or enter a justification.<br><br>6120, Current AFR Rev Detail: \$0.00<br>6120, Prior AFR Rev Detail: \$15,695.10                                 | Beginning 2019-2020 the district eliminated Per Capita Taxes, Occupation Taxes therefore no tax revenue received or recorded for this account. |
| 30560             | Revenue Detail: Tax Revenue Data must be reported consistently for current and prior year. Correct the data or enter a justification.<br><br>6140, Current AFR Rev Detail: \$0.00<br>6140, Prior AFR Rev Detail: \$15,695.10                                 | Beginning 2019-2020 the district eliminated Per Capita Taxes, Occupation Taxes therefore no tax revenue received or recorded for this account. |
| 30600             | Revenue Detail: Tax Revenue Data must be reported consistently for current and prior year. Correct the data or enter a justification.<br><br>6152, Current AFR Rev Detail: \$0.00<br>6152, Prior AFR Rev Detail: \$64,046.45                                 | Beginning 2019-2020 the district eliminated Per Capita Taxes, Occupation Taxes therefore no tax revenue received or recorded for this account. |
| 30625             | Revenue Detail: Current Tax Revenue amount cannot exceed 50% variance from prior year amount. Correct the data or enter a justification.<br><br>6120, Current AFR Rev Detail: \$0.00<br>6120, Prior AFR Rev Detail: \$15,695.10                              | Beginning 2019-2020 the district eliminated Per Capita Taxes, Occupation Taxes therefore no tax revenue received or recorded for this account. |
| 30635             | Revenue Detail: Current Tax Revenue amount cannot exceed 50% variance from prior year amount. Correct the data or enter a justification.<br><br>6140, Current AFR Rev Detail: \$0.00<br>6140, Prior AFR Rev Detail: \$15,695.10                              | Beginning 2019-2020 the district eliminated Per Capita Taxes, Occupation Taxes therefore no tax revenue received or recorded for this account. |
| 30675             | Revenue Detail: Current Tax Revenue amount cannot exceed 50% variance from prior year amount. Correct the data or enter a justification.<br><br>6152, Current AFR Rev Detail: \$0.00<br>6152, Prior AFR Rev Detail: \$64,046.45                              | Beginning 2019-2020 the district eliminated Per Capita Taxes, Occupation Taxes therefore no tax revenue received or recorded for this account. |
| 50480             | SESS - 2700 Student Transportation Services: SESS Schedule amounts for Special Education vary from prior year by 40% or more. Correct the data or enter a justification.<br><br>SESS Schedule 2700: \$5,186.44<br>Prior Year SESS Schedule 2700: \$11,937.28 | The district did not have as much special needs transportation needs / expense this year due to the COVID-19 closure.                          |

LEA : 119584503      Montrose Area SD

Printed 11/30/2020 6:35:42 PM

| Amounts Expressed in Whole Dollars                     |  | <u>General Fund</u><br><u>(10)</u> | <u>Student Sponsored</u><br><u>Activity Fund</u><br><u>(21)</u> | <u>Public Purpose Trust</u><br><u>(27)</u> | <u>Other Compt Approved</u><br><u>(28)</u> | <u>Athletic / Activity</u><br><u>(29)</u> |
|--|--|------------------------------------|---|--|--|---|
| <b>Assets And Deferred Outflows Of Resources</b>       |  |                                    |   |  |  |   |
| <b>Assets</b>  |  |                                    |   |  |  |   |
| 0100   | Cash and Cash Equivalents                  | 6,901,240                          |   |  |  |   |
| 0110   | Investments                                |                                    |   |  |  |   |
| 0120   | Taxes Receivable                           | 509,108                            |   |  |  |   |
| 0130   | Due From Other Funds                       | 75,182                             |   |  |  |   |
| 0141   | Due From Other Governments                 |                                    |   |  |  |   |
| 0142   | State Revenue Receivable                   | 922,243                            |   |  |  |   |
| 0143   | Federal Revenue Receivable                 | 403,446                            |   |  |  |   |
| 0145   | Other Intergovernmental Revenue Receivable |                                    |   |  |  |   |
| 0146   | Due from Primary Government                |                                    |   |  |  |   |
| 0147   | Due from Component Unit                    |                                    |   |  |  |   |
| 0150   | Other Receivables                          | 246,377                            |   |  |  |   |
| 0170   | Inventories                                | 29,820                             |   |  |  |   |
| 0180   | Prepaid Expenses (Expenditures)            | 52,645                             |   |  |  |   |
| 0190   | Other Current Assets                       |                                    |   |  |  |   |
| <b>Total Assets</b>                                    |  | <b>\$9,140,061</b>                 |   |  |  |   |
| 0910   | Deferred Outflows of Resources             |                                    |   |  |  |   |
| <b>Total Assets And Deferred Outflows Of Resources</b> |  | <b>\$9,140,061</b>                 |   |  |  |   |

LEA : 119584503     Montrose Area SD

Printed 11/30/2020 6:35:42 PM

| Amounts Expressed in Whole Dollars                     |  | <u>Capital Reserve (690.</u><br><u>1850)</u><br><u>(31)</u> | <u>Capital Reserve (1431)</u><br><u>(32)</u> | <u>Other Capital Projects</u><br><u>Fund</u><br><u>(39)</u> | <u>Debt Service</u><br><u>(40)</u> | <u>Permanent</u><br><u>(90)</u> |
|--|--|---|--|---|------------------------------------|---------------------------------|
| <b>Assets And Deferred Outflows Of Resources</b>       |  |   |  |   |                                    |                                 |
| <b>Assets</b>  |  |   |  |   |                                    |                                 |
| 0100   | Cash and Cash Equivalents                  |   | 755,497                                      | 259,043   |                                    |                                 |
| 0110   | Investments                                |   |  |   |                                    |                                 |
| 0120   | Taxes Receivable                           |   |  |   |                                    |                                 |
| 0130   | Due From Other Funds                       |   |  |   |                                    |                                 |
| 0141   | Due From Other Governments                 |   |  |   |                                    |                                 |
| 0142   | State Revenue Receivable                   |   |  |   |                                    |                                 |
| 0143   | Federal Revenue Receivable                 |   |  |   |                                    |                                 |
| 0145   | Other Intergovernmental Revenue Receivable |   |  |   |                                    |                                 |
| 0146   | Due from Primary Government                |   |  |   |                                    |                                 |
| 0147   | Due from Component Unit                    |   |  |   |                                    |                                 |
| 0150   | Other Receivables                          |   |  |   |                                    |                                 |
| 0170   | Inventories                                |   |  |   |                                    |                                 |
| 0180   | Prepaid Expenses (Expenditures)            |   |  |   |                                    |                                 |
| 0190   | Other Current Assets                       |   |  |   |                                    |                                 |
| <b>Total Assets</b>                                    |  |   | <b>\$755,497</b>                             | <b>\$259,043</b>  |                                    |                                 |
| 0910   | Deferred Outflows of Resources             |   |  |   |                                    |                                 |
| <b>Total Assets And Deferred Outflows Of Resources</b> |  |   | <b>\$755,497</b>                             | <b>\$259,043</b>  |                                    |                                 |



LEA : 119584503      Montrose Area SD

Printed 11/30/2020 6:35:42 PM

| Amounts Expressed in Whole Dollars                     |                     | <u>Total Governmental</u><br><u>Funds</u> |
|--|---------------------|---|
| <b>Assets And Deferred Outflows Of Resources</b>       |                     |   |
| <b>Assets</b>  |                     |   |
| 0100 Cash and Cash Equivalents                         | 7,915,780           |   |
| 0110 Investments                                       |                     |   |
| 0120 Taxes Receivable                                  | 509,108             |   |
| 0130 Due From Other Funds                              | 75,182              |   |
| 0141 Due From Other Governments                        |                     |   |
| 0142 State Revenue Receivable                          | 922,243             |   |
| 0143 Federal Revenue Receivable                        | 403,446             |   |
| 0145 Other Intergovernmental Revenue Receivable        |                     |   |
| 0146 Due from Primary Government                       |                     |   |
| 0147 Due from Component Unit                           |                     |   |
| 0150 Other Receivables                                 | 246,377             |   |
| 0170 Inventories                                       | 29,820              |   |
| 0180 Prepaid Expenses (Expenditures)                   | 52,645              |   |
| 0190 Other Current Assets                              |                     |   |
| <b>Total Assets</b>                                    | <b>\$10,154,601</b> |   |
| 0910 Deferred Outflows of Resources                    |                     |   |
| <b>Total Assets And Deferred Outflows Of Resources</b> | <b>\$10,154,601</b> |   |

LEA : 119584503      Montrose Area SD

Printed 11/30/2020 6:35:42 PM

| Amounts Expressed in Whole Dollars  |                                    | <u>General Fund</u><br><u>(10)</u> | <u>Student Sponsored</u><br><u>Activity Fund</u><br><u>(21)</u> | <u>Public Purpose Trust</u><br><u>(27)</u> | <u>Other Compt Approved</u><br><u>(28)</u> | <u>Athletic / Activity</u><br><u>(29)</u> |
|---|------------------------------------|------------------------------------|---|--|--|---|
| <b>Liabilities And Deferred Inflows Of Resources And Fund Balances</b>    |                                    |                                    |   |  |  |   |
| <b>Liabilities</b>  |                                    |                                    |   |  |  |   |
| 0400  | Due to Other Funds                 | 62,053                             |   |  |  |   |
| 0411  | Due to Other Governments           |                                    |   |  |  |   |
| 0412  | Due to Primary Government          |                                    |   |  |  |   |
| 0413  | Due to Component Unit              |                                    |   |  |  |   |
| 0420  | Accounts Payable                   | 691,212                            |   |  |  |   |
| 0430  | Contracts Payable                  |                                    |   |  |  |   |
| 0440  | Current Portion of Long-Term Debt  |                                    |   |  |  |   |
| 0450  | Short-Term Payables                |                                    |   |  |  |   |
| 0461  | Accrued Salaries and Benefits      | 1,043,248                          |   |  |  |   |
| 0462  | Payroll Deductions and Withholding | 1,349,150                          |   |  |  |   |
| 0480  | Unearned Revenues                  | 44,221                             |   |  |  |   |
| 0490  | Other Current Liabilities          |                                    |   |  |  |   |
| <b>Total Liabilities</b>  |                                    | <b>\$3,189,884</b>                 |   |  |  |   |
| 0950  | Deferred Inflows of Resources      | 377,031                            |   |  |  |   |
| <b>Fund Balances</b>  |                                    |                                    |   |  |  |   |
| 0810  | Nonspendable Fund Balance          | 82,465                             |   |  |  |   |
| 0820  | Restricted Fund Balance            |                                    |   |  |  |   |
| 0830  | Committed Fund Balance             | 1,678,349                          |   |  |  |   |
| 0840  | Assigned Fund Balance              |                                    |   |  |  |   |
| 0850  | Unassigned Fund Balance            | 3,812,332                          |   |  |  |   |
| <b>Total Fund Balances</b>  |                                    | <b>\$5,573,146</b>                 |   |  |  |   |
| <b>Total Liabilities, Deferred Inflows Of Resources And Fund Balances</b> |                                    | <b>\$9,140,061</b>                 |   |  |  |   |

LEA : 119584503      Montrose Area SD

Printed 11/30/2020 6:35:42 PM

| Amounts Expressed in Whole Dollars  |                                    | <u>Capital Reserve (690.</u><br><u>1850)</u><br><u>(31)</u> | <u>Capital Reserve (1431)</u><br><u>(32)</u> | <u>Other Capital Projects</u><br><u>Fund</u><br><u>(39)</u> | <u>Debt Service</u><br><u>(40)</u> | <u>Permanent</u><br><u>(90)</u> |
|---|------------------------------------|---|--|---|------------------------------------|---------------------------------|
| <b>Liabilities And Deferred Inflows Of Resources And Fund Balances</b>    |                                    |   |  |   |                                    |                                 |
| <b>Liabilities</b>  |                                    |   |  |   |                                    |                                 |
| 0400  | Due to Other Funds                 |   |  |   |                                    |                                 |
| 0411  | Due to Other Governments           |   |  |   |                                    |                                 |
| 0412  | Due to Primary Government          |   |  |   |                                    |                                 |
| 0413  | Due to Component Unit              |   |  |   |                                    |                                 |
| 0420  | Accounts Payable                   |   |  |   |                                    |                                 |
| 0430  | Contracts Payable                  |   |  |   |                                    |                                 |
| 0440  | Current Portion of Long-Term Debt  |   |  |   |                                    |                                 |
| 0450  | Short-Term Payables                |   |  |   |                                    |                                 |
| 0461  | Accrued Salaries and Benefits      |   |  |   |                                    |                                 |
| 0462  | Payroll Deductions and Withholding |   |  |   |                                    |                                 |
| 0480  | Unearned Revenues                  |   |  |   |                                    |                                 |
| 0490  | Other Current Liabilities          |   |  |   |                                    |                                 |
| <b>Total Liabilities</b>  |                                    |   |  |   |                                    |                                 |
| 0950  | Deferred Inflows of Resources      |   |  |   |                                    |                                 |
| <b>Fund Balances</b>  |                                    |   |  |   |                                    |                                 |
| 0810  | Nonspendable Fund Balance          |   |  |   |                                    |                                 |
| 0820  | Restricted Fund Balance            |   | 755,497                                      | 259,043   |                                    |                                 |
| 0830  | Committed Fund Balance             |   |  |   |                                    |                                 |
| 0840  | Assigned Fund Balance              |   |  |   |                                    |                                 |
| 0850  | Unassigned Fund Balance            |   |  |   |                                    |                                 |
| <b>Total Fund Balances</b>  |                                    |   | <b>\$755,497</b>                             | <b>\$259,043</b>  |                                    |                                 |
| <b>Total Liabilities, Deferred Inflows Of Resources And Fund Balances</b> |                                    |   | <b>\$755,497</b>                             | <b>\$259,043</b>  |                                    |                                 |

LEA : 119584503     Montrose Area SD

Printed 11/30/2020 6:35:42 PM

| Amounts Expressed in Whole Dollars  |  | <u>Total Governmental</u><br><u>Funds</u> |
|---|--|---|
| <b>Liabilities And Deferred Inflows Of Resources And Fund Balances</b>    |  |   |
| <b>Liabilities</b>  |  |   |
| 0400 Due to Other Funds   |  | 62,053                                    |
| 0411 Due to Other Governments   |  |   |
| 0412 Due to Primary Government  |  |   |
| 0413 Due to Component Unit  |  |   |
| 0420 Accounts Payable   |  | 691,212                                   |
| 0430 Contracts Payable  |  |   |
| 0440 Current Portion of Long-Term Debt                                    |  |   |
| 0450 Short-Term Payables  |  |   |
| 0461 Accrued Salaries and Benefits  |  | 1,043,248                                 |
| 0462 Payroll Deductions and Withholding                                   |  | 1,349,150                                 |
| 0480 Unearned Revenues  |  | 44,221                                    |
| 0490 Other Current Liabilities  |  |   |
| <b>Total Liabilities</b>  |  | <b>\$3,189,884</b>                        |
| 0950 Deferred Inflows of Resources  |  | 377,031                                   |
| <b>Fund Balances</b>  |  |   |
| 0810 Nonspendable Fund Balance  |  | 82,465                                    |
| 0820 Restricted Fund Balance  |  | 1,014,540                                 |
| 0830 Committed Fund Balance   |  | 1,678,349                                 |
| 0840 Assigned Fund Balance  |  |   |
| 0850 Unassigned Fund Balance  |  | 3,812,332                                 |
| <b>Total Fund Balances</b>  |  | <b>\$6,587,686</b>                        |
| <b>Total Liabilities, Deferred Inflows Of Resources And Fund Balances</b> |  | <b>\$10,154,601</b>                       |

| Amounts Expressed in Whole Dollars                                 | <u>General Fund</u><br><u>(10)</u> | <u>Student Sponsored</u><br><u>Activity Fund</u><br><u>(21)</u> | <u>Public Purpose Trust</u><br><u>(27)</u> | <u>Other Compt Approved</u><br><u>(28)</u> | <u>Athletic / Activity</u><br><u>(29)</u> |
|--|------------------------------------|---|--|--|---|
| <b>Revenues</b>  |                                    |   |  |  |   |
| 6000 Revenue from Local Sources                                    | 12,148,118                         |   |  |  |   |
| 7000 Revenue from State Sources                                    | 14,322,450                         |   |  |  |   |
| 8000 Revenue from Federal Sources                                  | 607,030                            |   |  |  |   |
| <b>Total Revenues</b>  | <b>\$27,077,598</b>                |   |  |  |   |
| <b>Expenditures</b>  |                                    |   |  |  |   |
| 1000 Instruction   | 15,711,629                         |   |  |  |   |
| 2000 Support Services  | 8,816,153                          |   |  |  |   |
| 3000 Operation of Non-Instructional Services                       | 429,527                            |   |  |  |   |
| 4000 Facilities Acquisition, Construction and Improvement Services |                                    |   |  |  |   |
| 5110 Debt Service  | 581,768                            |   |  |  |   |
| 5130 Refund of Prior Year Revenues / Receipts                      | 2,558                              |   |  |  |   |
| <b>Total Expenditures</b>  | <b>\$25,541,635</b>                |   |  |  |   |
| <b>Excess (Deficiency) Of Revenues Over Expenditures</b>           | <b>\$1,535,963</b>                 |   |  |  |   |
| <b>Other Financing Sources (Uses)</b>                              |                                    |   |  |  |   |
| 9110 Face Value of Bonds Issued                                    |                                    |   |  |  |   |
| 9120 Proceeds from Refunding of Bonds                              |                                    |   |  |  |   |
| 9130 Bond Premiums   |                                    |   |  |  |   |
| 9200 Proceeds from Extended-Term Financing                         |                                    |   |  |  |   |
| 9300 Interfund Transfers - IN                                      |                                    |   |  |  |   |
| 9400 Sale of or Compensation for Loss of Fixed Assets              |                                    |   |  |  |   |
| 9710 Transfers from Component Units                                |                                    |   |  |  |   |
| 9720 Transfers from Primary Governments                            |                                    |   |  |  |   |
| 9910 Other Financing Sources Not Listed in the 9000 Series         |                                    |   |  |  |   |
| 9990 Insurance Recoveries  |                                    |   |  |  |   |
| 5120 Debt Service – Refunded Bonds                                 |                                    |   |  |  |   |
| 5150 Bond Discounts  |                                    |   |  |  |   |
| 5200 Interfund Transfers – Out                                     | 370,410                            |   |  |  |   |
| 5300 Transfers Out to Component Units/Primary Governments          |                                    |   |  |  |   |
| <b>Total Other Financing Sources (Uses)</b>                        | <b>(\$370,410)</b>                 |   |  |  |   |

LEA : 119584503      Montrose Area SD

Printed 11/30/2020 6:35:59 PM

| Amounts Expressed in Whole Dollars                                 | <u>Capital Reserve (690.1850)</u><br><u>(31)</u> | <u>Capital Reserve (1431)</u><br><u>(32)</u> | <u>Other Capital Projects</u><br><u>Fund</u><br><u>(39)</u> | <u>Debt Service</u><br><u>(40)</u> | <u>Permanent</u><br><u>(90)</u> |
|--|--|--|---|------------------------------------|---------------------------------|
| <b>Revenues</b>  |  |  |   |                                    |                                 |
| 6000 Revenue from Local Sources                                    |  | 4,945  | 2,315   |                                    |                                 |
| 7000 Revenue from State Sources                                    |  |  |   |                                    |                                 |
| 8000 Revenue from Federal Sources                                  |  |  |   |                                    |                                 |
| <b>Total Revenues</b>  |  | <b>\$4,945</b>                               | <b>\$2,315</b>  |                                    |                                 |
| <b>Expenditures</b>  |  |  |   |                                    |                                 |
| 1000 Instruction   |  |  |   |                                    |                                 |
| 2000 Support Services  |  |  | 4,970   |                                    |                                 |
| 3000 Operation of Non-Instructional Services                       |  |  |   |                                    |                                 |
| 4000 Facilities Acquisition, Construction and Improvement Services |  | 70,592                                       | 68,955  |                                    |                                 |
| 5110 Debt Service  |  |  |   |                                    |                                 |
| 5130 Refund of Prior Year Revenues / Receipts                      |  |  |   |                                    |                                 |
| <b>Total Expenditures</b>  |  | <b>\$70,592</b>                              | <b>\$73,925</b>   |                                    |                                 |
| <b>Excess (Deficiency) Of Revenues Over Expenditures</b>           |  | <b>(\$65,647)</b>                            | <b>(\$71,610)</b>   |                                    |                                 |
| <b>Other Financing Sources (Uses)</b>                              |  |  |   |                                    |                                 |
| 9110 Face Value of Bonds Issued                                    |  |  |   |                                    |                                 |
| 9120 Proceeds from Refunding of Bonds                              |  |  |   |                                    |                                 |
| 9130 Bond Premiums   |  |  |   |                                    |                                 |
| 9200 Proceeds from Extended-Term Financing                         |  |  |   |                                    |                                 |
| 9300 Interfund Transfers - IN                                      |  | 370,410                                      |   |                                    |                                 |
| 9400 Sale of or Compensation for Loss of Fixed Assets              |  |  |   |                                    |                                 |
| 9710 Transfers from Component Units                                |  |  |   |                                    |                                 |
| 9720 Transfers from Primary Governments                            |  |  |   |                                    |                                 |
| 9910 Other Financing Sources Not Listed in the 9000 Series         |  |  |   |                                    |                                 |
| 9990 Insurance Recoveries  |  |  |   |                                    |                                 |
| 5120 Debt Service – Refunded Bonds                                 |  |  |   |                                    |                                 |
| 5150 Bond Discounts  |  |  |   |                                    |                                 |
| 5200 Interfund Transfers – Out                                     |  |  |   |                                    |                                 |
| 5300 Transfers Out to Component Units/Primary Governments          |  |  |   |                                    |                                 |
| <b>Total Other Financing Sources (Uses)</b>                        |  | <b>\$370,410</b>                             |   |                                    |                                 |

| Amounts Expressed in Whole Dollars                       |   | <u>Total Governmental Funds</u> |
|--|---|---------------------------------|
| <b>Revenues</b>  |   |                                 |
| 6000   | Revenue from Local Sources                                    | 12,155,378                      |
| 7000   | Revenue from State Sources                                    | 14,322,450                      |
| 8000   | Revenue from Federal Sources                                  | 607,030                         |
| <b>Total Revenues</b>                                    |   | <b>\$27,084,858</b>             |
| <b>Expenditures</b>                                      |   |                                 |
| 1000   | Instruction   | 15,711,629                      |
| 2000   | Support Services  | 8,821,123                       |
| 3000   | Operation of Non-Instructional Services                       | 429,527                         |
| 4000   | Facilities Acquisition, Construction and Improvement Services | 139,547                         |
| 5110   | Debt Service  | 581,768                         |
| 5130   | Refund of Prior Year Revenues / Receipts                      | 2,558                           |
| <b>Total Expenditures</b>                                |   | <b>\$25,686,152</b>             |
| <b>Excess (Deficiency) Of Revenues Over Expenditures</b> |   | <b>\$1,398,706</b>              |
| <b>Other Financing Sources (Uses)</b>                    |   |                                 |
| 9110   | Face Value of Bonds Issued                                    |                                 |
| 9120   | Proceeds from Refunding of Bonds                              |                                 |
| 9130   | Bond Premiums   |                                 |
| 9200   | Proceeds from Extended-Term Financing                         |                                 |
| 9300   | Interfund Transfers - IN                                      | 370,410                         |
| 9400   | Sale of or Compensation for Loss of Fixed Assets              |                                 |
| 9710   | Transfers from Component Units                                |                                 |
| 9720   | Transfers from Primary Governments                            |                                 |
| 9910   | Other Financing Sources Not Listed in the 9000 Series         |                                 |
| 9990   | Insurance Recoveries  |                                 |
| 5120   | Debt Service – Refunded Bonds                                 |                                 |
| 5150   | Bond Discounts  |                                 |
| 5200   | Interfund Transfers – Out                                     | 370,410                         |
| 5300   | Transfers Out to Component Units/Primary Governments          |                                 |
| <b>Total Other Financing Sources (Uses)</b>              |   | <b>\$0</b>                      |

| Amounts Expressed in Whole Dollars           | <u>General Fund</u><br><u>(10)</u> | <u>Student Sponsored</u><br><u>Activity Fund</u><br><u>(21)</u> | <u>Public Purpose Trust</u><br><u>(27)</u> | <u>Other Compt Approved</u><br><u>(28)</u> | <u>Athletic / Activity</u><br><u>(29)</u> |
|--|------------------------------------|---|--|--|---|
| <b>Special And Extraordinary Items</b>       |                                    |   |  |  |   |
| 9920 Special Items – Gains                   |                                    |   |  |  |   |
| 9930 Extraordinary Items – Gains             |                                    |   |  |  |   |
| 5520 Special Items – Losses                  |                                    |   |  |  |   |
| 5530 Extraordinary Items – Losses            |                                    |   |  |  |   |
| <b>Net Change In Fund Balances</b>           | <b>\$1,165,553</b>                 |   |  |  |   |
| <b>Fund Balance</b>                          |                                    |   |  |  |   |
| 0001 Fund Balance - Beginning of Fiscal Year | 4,407,593                          |   |  |  |   |
| <b>Fund Balance - End Of Year</b>            | <b>\$5,573,146</b>                 |   |  |  |   |



| Amounts Expressed in Whole Dollars     |   | <u>Capital Reserve (690.</u><br><u>1850)</u><br><u>(31)</u> | <u>Capital Reserve (1431)</u><br><u>(32)</u> | <u>Other Capital Projects</u><br><u>Fund</u><br><u>(39)</u> | <u>Debt Service</u><br><u>(40)</u> | <u>Permanent</u><br><u>(90)</u> |
|--|---|---|--|---|------------------------------------|---------------------------------|
| <b>Special And Extraordinary Items</b> |   |   |  |   |                                    |                                 |
| 9920                                   | Special Items – Gains                   |   |  |   |                                    |                                 |
| 9930                                   | Extraordinary Items – Gains             |   |  |   |                                    |                                 |
| 5520                                   | Special Items – Losses                  |   |  |   |                                    |                                 |
| 5530                                   | Extraordinary Items – Losses            |   |  |   |                                    |                                 |
| <b>Net Change In Fund Balances</b>     |   |   | <b>\$304,763</b>                             | <b>(\$71,610)</b>   |                                    |                                 |
| <b>Fund Balance</b>                    |   |   |  |   |                                    |                                 |
| 0001                                   | Fund Balance - Beginning of Fiscal Year |   | 450,734                                      | 330,653   |                                    |                                 |
| <b>Fund Balance - End Of Year</b>      |   |   | <b>\$755,497</b>                             | <b>\$259,043</b>  |                                    |                                 |

| Amounts Expressed in Whole Dollars     |   | <u>Total Governmental Funds</u> |
|--|---|---------------------------------|
| <b>Special And Extraordinary Items</b> |   |                                 |
| 9920                                   | Special Items – Gains                   |                                 |
| 9930                                   | Extraordinary Items – Gains             |                                 |
| 5520                                   | Special Items – Losses                  |                                 |
| 5530                                   | Extraordinary Items – Losses            |                                 |
| <b>Net Change In Fund Balances</b>     |   | <b>\$1,398,706</b>              |
| <b>Fund Balance</b>                    |   |                                 |
| 0001                                   | Fund Balance - Beginning of Fiscal Year | 5,188,980                       |
| <b>Fund Balance - End Of Year</b>      |   | <b>\$6,587,686</b>              |

LEA : 119584503      Montrose Area SD

Printed 11/30/2020 6:36:03 PM

| Amounts Expressed in Whole Dollars                     | Food Service<br>(51) | Child Care<br>Operations<br>(52) | Other Enterprise<br>(58) | TOTAL            | Internal Service<br>(60) |
|--|----------------------|----------------------------------|--------------------------|------------------|--------------------------|
| <b>Assets And Deferred Outflows Of Resources</b>       |                      |                                  |                          |                  |                          |
| <b>Current Assets</b>                                  |                      |                                  |                          |                  |                          |
| 0100 Cash and Cash Equivalents                         | 55,437               |                                  |                          | 55,437           |                          |
| 0110 Investments                                       |                      |                                  |                          |                  |                          |
| 0130 Due From Other Funds                              | 62,053               |                                  |                          | 62,053           |                          |
| 0141 Due From Other Governments                        |                      |                                  |                          |                  |                          |
| 0142 State Revenue Receivable                          |                      |                                  |                          |                  |                          |
| 0143 Federal Revenue Receivable                        | 44,746               |                                  |                          | 44,746           |                          |
| 0146 Due from Primary Government                       |                      |                                  |                          |                  |                          |
| 0147 Due from Component Unit                           |                      |                                  |                          |                  |                          |
| 0150 Other Receivables                                 |                      |                                  |                          |                  |                          |
| 0170 Inventories                                       | 17,066               |                                  |                          | 17,066           |                          |
| 0180 Prepaid Expenses (Expenditures)                   |                      |                                  |                          |                  |                          |
| 0190 Other Current Assets                              |                      |                                  |                          |                  |                          |
| <b>Total Current Assets</b>                            | <b>\$179,302</b>     |                                  |                          | <b>\$179,302</b> |                          |
| <b>Noncurrent Assets</b>                               |                      |                                  |                          |                  |                          |
| 0211 Land  |                      |                                  |                          |                  |                          |
| 0212 Site Improvements (Net)                           |                      |                                  |                          |                  |                          |
| 0220 Buildings and Building Improvements (Net)         |                      |                                  |                          |                  |                          |
| 0230 Machinery, Equipment and Furniture (Net)          | 16,720               |                                  |                          | 16,720           |                          |
| 0250 Construction in Progress                          |                      |                                  |                          |                  |                          |
| 0260 Long Term Prepayments                             |                      |                                  |                          |                  |                          |
| 0290 Other Noncurrent Assets                           |                      |                                  |                          |                  |                          |
| <b>Total Noncurrent Assets</b>                         | <b>\$16,720</b>      |                                  |                          | <b>\$16,720</b>  |                          |
| 0910 Deferred Outflows of Resources                    | 72,845               |                                  |                          | 72,845           |                          |
| <b>Total Assets And Deferred Outflows Of Resources</b> | <b>\$268,867</b>     |                                  |                          | <b>\$268,867</b> |                          |

LEA : 119584503      Montrose Area SD

Printed 11/30/2020 6:36:03 PM

| Amounts Expressed in Whole Dollars  | Food Service<br>(51) | Child Care<br>Operations<br>(52) | Other Enterprise<br>(58) | TOTAL              | Internal Service<br>(60) |
|---|----------------------|----------------------------------|--------------------------|--------------------|--------------------------|
| <b>Liabilities And Deferred Inflows Of Resources And Net Position</b>       |                      |                                  |                          |                    |                          |
| <b>Current Liabilities</b>  |                      |                                  |                          |                    |                          |
| 0400 Due to Other Funds   | 75,182               |                                  |                          | 75,182             |                          |
| 0411 Due to Other Governments   |                      |                                  |                          |                    |                          |
| 0413 Due to Component Unit  |                      |                                  |                          |                    |                          |
| 0420 Accounts Payable   |                      |                                  |                          |                    |                          |
| 0430 Contracts Payable  |                      |                                  |                          |                    |                          |
| 0440 Current Portion of Long-Term Debt                                      |                      |                                  |                          |                    |                          |
| 0450 Short-Term Payables  |                      |                                  |                          |                    |                          |
| 0461 Accrued Salaries and Benefits  | 1,162                |                                  |                          | 1,162              |                          |
| 0462 Payroll Deductions and Withholding                                     | 351                  |                                  |                          | 351                |                          |
| 0480 Unearned Revenues  | 26,095               |                                  |                          | 26,095             |                          |
| 0490 Other Current Liabilities  |                      |                                  |                          |                    |                          |
| <b>Total Current Liabilities</b>  | <b>\$102,790</b>     |                                  |                          | <b>\$102,790</b>   |                          |
| <b>Noncurrent Liabilities</b>   |                      |                                  |                          |                    |                          |
| 0510 Bonds Payable  |                      |                                  |                          |                    |                          |
| 0520 Extended-Term Financing Agreements Payable                             |                      |                                  |                          |                    |                          |
| 0530 Lease-Purchase Obligations   |                      |                                  |                          |                    |                          |
| 0540 Accumulated Compensated Absences                                       |                      |                                  |                          |                    |                          |
| 0550 Authority Lease Obligations  |                      |                                  |                          |                    |                          |
| 0560 Other Post-Employment Benefits (OPEB)                                  |                      |                                  |                          |                    |                          |
| 0570 Net Pension Liability  | 727,877              |                                  |                          | 727,877            |                          |
| 0599 Other Noncurrent Liabilities   |                      |                                  |                          |                    |                          |
| <b>Total Noncurrent Liabilities</b>   | <b>\$727,877</b>     |                                  |                          | <b>\$727,877</b>   |                          |
| <b>Total Liabilities</b>  | <b>\$830,667</b>     |                                  |                          | <b>\$830,667</b>   |                          |
| 0950 Deferred Inflows of Resources  | 53,749               |                                  |                          | 53,749             |                          |
| <b>Net Position</b>   |                      |                                  |                          |                    |                          |
| 0791 Net Investment in Capital Assets                                       | 16,720               |                                  |                          | 16,720             |                          |
| 0008 Restricted Net Position (0792 – 0798)                                  |                      |                                  |                          |                    |                          |
| 0799 Unrestricted Net Position  | (632,269)            |                                  |                          | (632,269)          |                          |
| <b>Total Net Position</b>   | <b>(\$615,549)</b>   |                                  |                          | <b>(\$615,549)</b> |                          |
| <b>Total Liabilities And Deferred Inflows Of Resources And Net Position</b> | <b>\$268,867</b>     |                                  |                          | <b>\$268,867</b>   |                          |

| Amounts Expressed in Whole Dollars                      | Food Service<br>(51) | Child Care Operations<br>(52) | Other Enterprise<br>(58) | TOTAL              | Internal Service<br>(60) |
|---|----------------------|-------------------------------|--------------------------|--------------------|--------------------------|
| <b>Operating Revenues</b>                               |                      |                               |                          |                    |                          |
| 6600 Food Service Revenue                               | 146,799              |                               |                          | 146,799            |                          |
| 0071 Charges for Services                               |                      |                               |                          |                    |                          |
| 0072 Other Operating Revenue                            |                      |                               |                          |                    |                          |
| <b>Total Operating Revenues</b>                         | <b>\$146,799</b>     |                               |                          | <b>\$146,799</b>   |                          |
| <b>Operating Expenses</b>                               |                      |                               |                          |                    |                          |
| 100 Personnel Services – Salaries                       | 208,221              |                               |                          | 208,221            |                          |
| 200 Personnel Services – Employee Benefits              | 139,902              |                               |                          | 139,902            |                          |
| 300 Purchased Professional and Technical Services       |                      |                               |                          |                    |                          |
| 400 Purchased Property Services                         | 12,445               |                               |                          | 12,445             |                          |
| 500 Other Purchased Services                            | 1,284                |                               |                          | 1,284              |                          |
| 600 Supplies  | 225,475              |                               |                          | 225,475            |                          |
| 740 Depreciation  | 9,055                |                               |                          | 9,055              |                          |
| 810 Dues and Fees                                       |                      |                               |                          |                    |                          |
| 890 Miscellaneous Expenditures                          | 2,841                |                               |                          | 2,841              |                          |
| <b>Total Operating Expenses</b>                         | <b>\$599,223</b>     |                               |                          | <b>\$599,223</b>   |                          |
| <b>Operating Income (Loss)</b>                          | <b>(\$452,424)</b>   |                               |                          | <b>(\$452,424)</b> |                          |
| <b>Non Operating Revenues (Expenses)</b>                |                      |                               |                          |                    |                          |
| 6500 Earnings on Investments                            | 630                  |                               |                          | 630                |                          |
| 6920 Contributions and Donations from Private Sources   |                      |                               |                          |                    |                          |
| 6930 Gains or Losses on Sale of Fixed Assets            |                      |                               |                          |                    |                          |
| 6991 Refunds of a Prior Year Expenditure                |                      |                               |                          |                    |                          |
| 7000 Revenue from State Sources                         | 55,358               |                               |                          | 55,358             |                          |
| 8000 Revenue from Federal Sources                       | 399,144              |                               |                          | 399,144            |                          |
| 9990 Insurance Recoveries                               |                      |                               |                          |                    |                          |
| 820 Claims and Judgments Against the LEA                |                      |                               |                          |                    |                          |
| 830 Interest  |                      |                               |                          |                    |                          |
| <b>TOTAL Non Operating Revenues (Expenses)</b>          | <b>\$455,132</b>     |                               |                          | <b>\$455,132</b>   |                          |
| <b>Income (Loss) Before Contributions And Transfers</b> | <b>\$2,708</b>       |                               |                          | <b>\$2,708</b>     |                          |

| Amounts Expressed in Whole Dollars                                   | <u>Food Service</u><br><u>(51)</u> | <u>Child Care Operations</u><br><u>(52)</u> | <u>Other Enterprise</u><br><u>(58)</u> | <u>TOTAL</u>       | <u>Internal Service</u><br><u>(60)</u> |
|--|------------------------------------|---|--|--------------------|--|
| <b>Contributions, Transfers, and Special and Extraordinary Items</b> |                                    |   |  |                    |  |
| 5200 Interfund Transfers – Out                                       |                                    |   |  |                    |  |
| 5300 Transfers Out to Component Units/Primary Governments            |                                    |   |  |                    |  |
| 5520 Special Items – Losses  |                                    |   |  |                    |  |
| 5530 Extraordinary Items – Losses                                    |                                    |   |  |                    |  |
| 9300 Interfund Transfers - IN  |                                    |   |  |                    |  |
| 9500 Capital Contributions   |                                    |   |  |                    |  |
| 9700 Transfers IN From Component Units/Primary Governments           |                                    |   |  |                    |  |
| 9920 Special Items – Gains   |                                    |   |  |                    |  |
| 9930 Extraordinary Items – Gains                                     |                                    |   |  |                    |  |
| <b>Change In Net Position</b>  | <b>\$2,708</b>                     |   |  | <b>\$2,708</b>     |  |
| 0002 Net Position - Beginning of Fiscal Year                         | (618,257)                          |   |  | (618,257)          |  |
| 0003 Accounting Changes / Residual Equity Transfers                  |                                    |   |  |                    |  |
| <b>Net Position - End Of Year</b>                                    | <b>(\$615,549)</b>                 |   |  | <b>(\$615,549)</b> |  |

LEA : 119584503      Montrose Area SD

Printed 11/30/2020 6:36:27 PM

| Amounts Expressed in Whole Dollars  | Food Service<br>(51) | Child Care Operations<br>(52) | Other Enterprise<br>(58) | TOTAL              | Internal Service(60) |
|---|----------------------|-------------------------------|--------------------------|--------------------|----------------------|
| <b>Cash Flows From Operating Activities</b>                                 |                      |                               |                          |                    |                      |
| 0011 Cash Receipts From Users   | 146,799              |                               |                          | 146,799            |                      |
| 0012 Cash Receipts From Assessments Made to Other Funds                     |                      |                               |                          |                    |                      |
| 0013 Cash Receipts From Earnings on Investments                             |                      |                               |                          |                    |                      |
| 0014 Cash Receipts From Other Operating Revenue                             |                      |                               |                          |                    |                      |
| 0015 Cash Payments To Employees For Services                                | 211,506              |                               |                          | 211,506            |                      |
| 0016 Cash Payments For Insurance Claims                                     |                      |                               |                          |                    |                      |
| 0017 Cash Payments To Suppliers For Goods and Services                      | 337,357              |                               |                          | 337,357            |                      |
| 0018 Cash Payments For Other Operating Expenses                             | 2,841                |                               |                          | 2,841              |                      |
| <b>Net Cash Provided By (Used For) Operating Activities</b>                 | <b>(\$404,905)</b>   |                               |                          | <b>(\$404,905)</b> |                      |
| <b>Cash Flows From Non-Capital Financing Activities</b>                     |                      |                               |                          |                    |                      |
| 0021 Receipts From Local Sources - 6000                                     |                      |                               |                          |                    |                      |
| 0022 Receipts From State Sources - 7000                                     | 55,358               |                               |                          | 55,358             |                      |
| 0023 Receipts From Federal Sources -8000                                    | 311,927              |                               |                          | 311,927            |                      |
| 0024 Notes and Loans Received (Repaid)                                      |                      |                               |                          |                    |                      |
| 0025 Interest Paid on Notes/Loans - 5100-830                                |                      |                               |                          |                    |                      |
| 0026 Operating Transfers In (Out)/Residual Equity Trans                     |                      |                               |                          |                    |                      |
| 0027 Operating Transfers In (Out) Primary Government / Comp Unit            |                      |                               |                          |                    |                      |
| 0028 Receipts From Refund of Prior Year Expenditures - 6991                 |                      |                               |                          |                    |                      |
| 0029 Special and Extraordinary Gains (losses)                               |                      |                               |                          |                    |                      |
| 0030 Receipts from Insurance Recoveries -9990                               |                      |                               |                          |                    |                      |
| <b>Net Cash Prov By (Used for) Non-Capital Financing Activities</b>         | <b>\$367,285</b>     |                               |                          | <b>\$367,285</b>   |                      |
| <b>Cash Flows From Capital and Related Financing Activities</b>             |                      |                               |                          |                    |                      |
| 0031 Payments For Fac Acq, Const, and Imp - 4000                            | (2,345)              |                               |                          | (2,345)            |                      |
| 0032 Gain / (Loss) on Sale of Fixed Assets - 6930                           |                      |                               |                          |                    |                      |
| 0033 Proceeds From Extended Term Financing - 9200                           |                      |                               |                          |                    |                      |
| 0034 Principal Paid on Financing Agreements                                 |                      |                               |                          |                    |                      |
| 0035 Interest Paid on Financing Agreements - 5100-830                       |                      |                               |                          |                    |                      |
| 0036 (Inc) Dec in Contributed Capital                                       |                      |                               |                          |                    |                      |
| <b>Net Cash Prov By (Used for) Capital and Related Financing Activities</b> | <b>(\$2,345)</b>     |                               |                          | <b>(\$2,345)</b>   |                      |
| <b>Cash Flows From Investing Activities</b>                                 |                      |                               |                          |                    |                      |
| 0041 Earnings on Investments - 6500   | 630                  |                               |                          | 630                |                      |
| 0042 Purchase of Inv Securities / Deposits to Inv Pools                     |                      |                               |                          |                    |                      |
| 0043 Receipts From Investment Pool Withdrawals                              |                      |                               |                          |                    |                      |
| 0044 Proceeds from Sale and Maturity of Inv Securities                      |                      |                               |                          |                    |                      |

LEA : 119584503      Montrose Area SD

Printed 11/30/2020 6:36:27 PM

0045   Loans Received (Paid)

|  |       |       |
|--|-------|-------|
| Net Cash Prov By (Used for) Investing Activities | \$630 | \$630 |
|--|-------|-------|



LEA : 119584503      Montrose Area SD

Printed 11/30/2020 6:36:27 PM

|   | Food Service<br>(51) | Child Care Operations<br>(52) | Other Enterprise<br>(58) | TOTAL       | Internal Service<br>(60) |
|---|----------------------|-------------------------------|--------------------------|-------------|--------------------------|
| Net Increase (Decrease) in Cash Flows   | (39,335)             |                               |                          | (39,335)    |                          |
| 0004 Cash and Cash Equivalents Beginning of Year  | 94,772               |                               |                          | 94,772      |                          |
| Cash and Cash Equivalents at Year End   | \$55,437             |                               |                          | \$55,437    |                          |
|   |                      |                               |                          |             |                          |
| Reconciliation of Operating Income (Loss) To Net Cash Provided by (Used For) Operating Activities |                      |                               |                          |             |                          |
| 0005 Operating Income (Loss) per REP  | (452,424)            |                               |                          | (452,424)   |                          |
| Adjustments   |                      |                               |                          |             |                          |
| 0051 Depreciation and Net Amortization  | 9,055                |                               |                          | 9,055       |                          |
| 0052 Provision for Uncollectible Accounts   |                      |                               |                          |             |                          |
| 0053 Other Adjustments  | 42,471               |                               |                          | 42,471      |                          |
| Effect of Changes in Assets, Liabilities, Deferred Outflows and Deferred Inflows                  |                      |                               |                          |             |                          |
| 0054 (Inc) Dec In Accounts Receivable (0120-0150)   | (4,798)              |                               |                          | (4,798)     |                          |
| 0055 Advances to Other Funds (0160)   |                      |                               |                          |             |                          |
| 0056 (Inc) Dec in Inventories (0170)  | (12,408)             |                               |                          | (12,408)    |                          |
| 0057 (Inc) Dec in Prepaid Expenses (0180)   |                      |                               |                          |             |                          |
| 0058 (Inc) Dec in Other Current or Noncurrent Assets  |                      |                               |                          |             |                          |
| 0064 Deferred Outflows (0910)   | 18,830               |                               |                          | 18,830      |                          |
| 0059 Inc (Dec) in Accounts Payable (0400-0450)  | 2,356                |                               |                          | 2,356       |                          |
| 0060 Inc (Dec) in Accrued Salaries/Benefits (0461)  | 1,162                |                               |                          | 1,162       |                          |
| 0065 Inc (Dec) in Net Pension Liabilities (0570)  | (55,716)             |                               |                          | (55,716)    |                          |
| 0066 Inc (Dec) in Other Postemp Benefit Oblig (0560)  |                      |                               |                          |             |                          |
| 0061 Inc (Dec) in Payroll Deductions/Withholding (0462)   | 351                  |                               |                          | 351         |                          |
| 0062 Inc (Dec) in Unearned Revenue (0480)   | 13,786               |                               |                          | 13,786      |                          |
| 0063 Inc (Dec) in Other Current or Noncurrent Liabilities   |                      |                               |                          |             |                          |
| 0067 Deferred Inflows (0950)  | 32,430               |                               |                          | 32,430      |                          |
| Total Adjustments   | \$47,519             |                               |                          | \$47,519    |                          |
| Cash Provided By (Used for) Total   | (\$404,905)          |                               |                          | (\$404,905) |                          |

COMBINED STATEMENT OF CASH FLOWS  
SCHEDULE OF NONCASH INVESTING, CAPITAL, AND FINANCING ACTIVITIES

| Explanation of Transaction and Balance Sheet Effect | Amount |
|---|--------|
| Total   |        |

LEA : 119584503     Montrose Area SD

Printed 11/30/2020 6:36:30 PM

| Amounts Expressed in Whole Dollars                     |  | <u>Private Purpose Trust</u><br><u>(71)</u> | <u>Investment Trust</u><br><u>(72)</u> | <u>Pension Trust</u><br><u>(73)</u> | <u>Student Activity Custodial</u><br><u>(81)</u> |
|--|--|---|--|-------------------------------------|--|
| <b>Assets And Deferred Outflows Of Resources</b>       |  |   |  |                                     |  |
| <b>Assets</b>  |  |   |  |                                     |  |
| 0100   | Cash and Cash Equivalents  | 6,703                                       |  |                                     | 117,409  |
| 0110   | Investments  |   |  |                                     |  |
| 0130   | Due From Other Funds   |   |  |                                     |  |
| 0140   | Due from Other Governments, Primary Government and Component Units |   |  |                                     |  |
| 0150   | Other Receivables  |   |  |                                     |  |
| 0170   | Inventories  |   |  |                                     |  |
| 0180   | Prepaid Expenses (Expenditures)                                    |   |  |                                     |  |
| 0190   | Other Current Assets   |   |  |                                     |  |
| 0220   | Buildings and Building Improvements (Net)                          |   |  |                                     |  |
| 0230   | Machinery, Equipment and Furniture (Net)                           |   |  |                                     |  |
| <b>Total Assets</b>                                    |  | <b>\$6,703</b>                              |  |                                     | <b>\$117,409</b>                                 |
| 0910   | Deferred Outflows of Resources                                     |   |  |                                     |  |
| <b>Total Assets And Deferred Outflows Of Resources</b> |  | <b>\$6,703</b>                              |  |                                     | <b>\$117,409</b>                                 |

LEA : 119584503     Montrose Area SD

Printed 11/30/2020 6:36:30 PM

| Amounts Expressed in Whole Dollars                     |  | <u>Other Custodial</u><br><u>(89)</u> | <u>Fiduciary Component Units</u><br><u>(98)</u> | <u>Total Fiduciary Funds</u> |
|--|--|---------------------------------------|---|------------------------------|
| <b>Assets And Deferred Outflows Of Resources</b>       |  |                                       |   |                              |
| <b>Assets</b>  |  |                                       |   |                              |
| 0100   | Cash and Cash Equivalents  |                                       |   | 124,112                      |
| 0110   | Investments  |                                       |   |                              |
| 0130   | Due From Other Funds   |                                       |   |                              |
| 0140   | Due from Other Governments, Primary Government and Component Units |                                       |   |                              |
| 0150   | Other Receivables  |                                       |   |                              |
| 0170   | Inventories  |                                       |   |                              |
| 0180   | Prepaid Expenses (Expenditures)                                    |                                       |   |                              |
| 0190   | Other Current Assets   |                                       |   |                              |
| 0220   | Buildings and Building Improvements (Net)                          |                                       |   |                              |
| 0230   | Machinery, Equipment and Furniture (Net)                           |                                       |   |                              |
| <b>Total Assets</b>                                    |  |                                       |   | <b>\$124,112</b>             |
| 0910   | Deferred Outflows of Resources                                     |                                       |   |                              |
| <b>Total Assets And Deferred Outflows Of Resources</b> |  |                                       |   | <b>\$124,112</b>             |

LEA : 119584503     Montrose Area SD

Printed 11/30/2020 6:36:30 PM

| Amounts Expressed in Whole Dollars                                       |  | <u>Private Purpose Trust</u> | <u>Investment Trust</u> | <u>Pension Trust</u> | <u>Student Activity Custodial</u> |
|--|--|------------------------------|-------------------------|----------------------|-----------------------------------|
|  |  | <u>(71)</u>                  | <u>(72)</u>             | <u>(73)</u>          | <u>(81)</u>                       |
| <b>Liabilities, Deferred Inflows Of Resources And Net Position</b>       |  |                              |                         |                      |                                   |
| <b>Liabilities</b>   |  |                              |                         |                      |                                   |
| 0400   | Due to Other Funds   |                              |                         |                      |                                   |
| 0410   | Due to Other Governments, Primary Government and Component Units |                              |                         |                      |                                   |
| 0420   | Accounts Payable   |                              |                         |                      |                                   |
| 0430   | Contracts Payable  |                              |                         |                      |                                   |
| 0450   | Short-Term Payables  |                              |                         |                      |                                   |
| 0460   | Payroll Accruals and Withholdings                                |                              |                         |                      |                                   |
| 0480   | Unearned Revenues  |                              |                         |                      |                                   |
| 0490   | Other Current Liabilities  |                              |                         |                      | 117,409                           |
| <b>Total Liabilities</b>   |  |                              |                         |                      | <b>\$117,409</b>                  |
| 0950   | Deferred Inflows of Resources                                    |                              |                         |                      |                                   |
| <b>Net Position</b>  |  |                              |                         |                      |                                   |
| 0791   | Net Investment in Capital Assets                                 |                              |                         |                      |                                   |
| 0009   | Restricted Net Position (0792 – 0798)                            | 6,703                        |                         |                      |                                   |
| 0799   | Unrestricted Net Position  |                              |                         |                      |                                   |
| <b>Total Net Position</b>  |  | <b>\$6,703</b>               |                         |                      |                                   |
| <b>Total Liabilities, Deferred Inflows Of Resources And Net Position</b> |  | <b>\$6,703</b>               |                         |                      | <b>\$117,409</b>                  |

LEA : 119584503     Montrose Area SD

Printed 11/30/2020 6:36:30 PM

| Amounts Expressed in Whole Dollars                                       |  | <u>Other Custodial</u><br><u>(89)</u> | <u>Fiduciary Component Units</u><br><u>(98)</u> | <u>Total Fiduciary Funds</u> |
|--|--|---------------------------------------|---|------------------------------|
| <b>Liabilities, Deferred Inflows Of Resources And Net Position</b>       |  |                                       |   |                              |
| <b>Liabilities</b>   |  |                                       |   |                              |
| 0400   | Due to Other Funds   |                                       |   |                              |
| 0410   | Due to Other Governments, Primary Government and Component Units |                                       |   |                              |
| 0420   | Accounts Payable   |                                       |   |                              |
| 0430   | Contracts Payable  |                                       |   |                              |
| 0450   | Short-Term Payables  |                                       |   |                              |
| 0460   | Payroll Accruals and Withholdings                                |                                       |   |                              |
| 0480   | Unearned Revenues  |                                       |   |                              |
| 0490   | Other Current Liabilities  |                                       |   | 117,409                      |
| <b>Total Liabilities</b>   |  |                                       |   | <b>\$117,409</b>             |
| 0950   | Deferred Inflows of Resources                                    |                                       |   |                              |
| <b>Net Position</b>  |  |                                       |   |                              |
| 0791   | Net Investment in Capital Assets                                 |                                       |   |                              |
| 0009   | Restricted Net Position (0792 – 0798)                            |                                       |   | 6,703                        |
| 0799   | Unrestricted Net Position  |                                       |   |                              |
| <b>Total Net Position</b>  |  |                                       |   | <b>\$6,703</b>               |
| <b>Total Liabilities, Deferred Inflows Of Resources And Net Position</b> |  |                                       |   | <b>\$124,112</b>             |

LEA : 119584503     Montrose Area SD

Printed 11/30/2020 6:36:35 PM

| Amounts Expressed in Whole Dollars                   | <u>Private Purpose Trust</u><br><u>(71)</u> | <u>Investment Trust</u><br><u>(72)</u> | <u>Pension Trust</u><br><u>(73)</u> | <u>Student Activity</u><br><u>Custodial</u><br><u>(81)</u> | <u>Other Custodial</u><br><u>(89)</u> | <u>Fiduciary Component</u><br><u>Units</u><br><u>(98)</u> |
|--|---|--|-------------------------------------|--|---------------------------------------|---|
| <b>Additions</b>                                     |   |  |                                     |  |                                       |   |
| 0091 Gifts and Contributions                         |   |  |                                     |  |                                       |   |
| 0095 Net Investment Earnings                         | 18  |  |                                     |  |                                       |   |
| 0092 Other Additions                                 |   |  |                                     |  |                                       |   |
| <b>Deductions</b>                                    |   |  |                                     |  |                                       |   |
| 0093 Scholarships Awarded                            | 2,267                                       |  |                                     |  |                                       |   |
| 0094 Other Deductions                                |   |  |                                     |  |                                       |   |
| <b>Change In Net Position</b>                        | <b>(\$2,249)</b>                            |  |                                     |  |                                       |   |
| 0006 Net Position – Beginning of Fiscal Year         | 8,952                                       |  |                                     |  |                                       |   |
| 0007 Net Position Held in Trust for Pension Benefits |   |  |                                     |  |                                       |   |
| <b>Net Position - End of Fiscal Year</b>             | <b>\$6,703</b>                              |  |                                     |  |                                       |   |

LEA : 119584503     Montrose Area SD

Printed 11/30/2020 6:36:35 PM

| Amounts Expressed in Whole Dollars       |   | <u>Total Fiduciary</u> |
|--|---|------------------------|
|  |   | <u>Funds</u>           |
| <b>Additions</b>                         |   |                        |
| 0091                                     | Gifts and Contributions                         |                        |
| 0095                                     | Net Investment Earnings                         | 18                     |
| 0092                                     | Other Additions                                 |                        |
| <b>Deductions</b>                        |   |                        |
| 0093                                     | Scholarships Awarded                            | 2,267                  |
| 0094                                     | Other Deductions                                |                        |
| <b>Change In Net Position</b>            |   | <b>(\$2,249)</b>       |
| 0006                                     | Net Position – Beginning of Fiscal Year         | 8,952                  |
| 0007                                     | Net Position Held in Trust for Pension Benefits |                        |
| <b>Net Position - End of Fiscal Year</b> |   | <b>\$6,703</b>         |



|  | Revenue Reported<br>In Current Year | Current Year<br>Tax Accrual | Prior Year<br>Tax Accrual | Taxes Collected<br>In Current Year |
|--|-------------------------------------|-----------------------------|---------------------------|------------------------------------|
| <b>Revenue from Local Sources</b>                            |                                     |                             |                           |                                    |
| 6111 Current Real Estate Taxes                               | 10,343,900.32                       |                             |                           | 10,343,900.32                      |
| 6113 Public Utility Realty Taxes                             | 9,916.36                            |                             |                           | 9,916.36                           |
| 6114 Payments in Lieu of Current Taxes - State / Local       | 6,852.85                            |                             |                           | 6,852.85                           |
| 6153 Current Act 511 Real Estate Transfer Taxes              | 163,113.46                          | 10,713.93                   | 11,261.72                 | 163,661.25                         |
| 6411 Delinquent Real Estate Taxes                            | 718,434.78                          | 146,092.02                  | 91,011.42                 | 663,354.18                         |
| 6420 Delinquent Per Capita Taxes, Section 679                | 1,809.50                            |                             |                           | 1,809.50                           |
| 6440 Delinquent Local Enabling Taxes - Flat Rate Assessments | 1,809.50                            |                             |                           | 1,809.50                           |
| 6452 Delinquent Act 511 Occupation Taxes                     | 7,321.00                            |                             |                           | 7,321.00                           |
| 6500 Earnings on Investments                                 | 137,224.18                          |                             |                           |                                    |
| 6700 Revenues from LEA Activities                            | 10,909.00                           |                             |                           |                                    |
| 6832 Federal IDEA Revenue Received as Pass Through           | 281,678.00                          |                             |                           |                                    |
| 6910 Rentals   | 201,660.55                          |                             |                           |                                    |
| 6942 Summer School Tuition                                   | 3,595.00                            |                             |                           |                                    |
| 6991 Refunds of a Prior Year Expenditure                     | 259,430.66                          |                             |                           |                                    |
| 6999 Other Revenues Not Specified Above                      | 462.40                              |                             |                           |                                    |
| <b>TOTAL Revenue from Local Sources</b>                      | <b>\$12,148,117.56</b>              | <b>\$156,805.95</b>         | <b>\$102,273.14</b>       | <b>\$11,198,624.96</b>             |

|  | Revenue Reported<br>In Current Year |  |  |  |
|--|-------------------------------------|--|--|--|
| <b><u>Revenue from State Sources</u></b>                       |                                     |  |  |  |
| 7111 Basic Education Funding-Formula                           | 7,690,940.74                        |  |  |  |
| 7112 Basic Education Funding-Social Security                   | 423,751.29                          |  |  |  |
| 7160 Tuition for Orphans Subsidy                               | 11,530.35                           |  |  |  |
| 7240 Driver Education - Student                                | 1,085.00                            |  |  |  |
| 7271 Special Education funds for School-Aged Pupils            | 1,336,225.04                        |  |  |  |
| 7311 Pupil Transportation Subsidy                              | 1,396,393.64                        |  |  |  |
| 7312 Nonpublic and Charter School Pupil Transportation Subsidy | 16,170.00                           |  |  |  |
| 7330 Health Services (Medical, Dental, Nurse, Act 25)          | 24,538.30                           |  |  |  |
| 7340 State Property Tax Reduction Allocation                   | 1,098,640.68                        |  |  |  |
| 7361 School Safety and Security Grants                         | 37,554.00                           |  |  |  |
| 7505 Ready to Learn Block Grant                                | 290,716.00                          |  |  |  |
| 7506 PAsmart Grants  | 33,810.97                           |  |  |  |
| 7820 State Share of Retirement Contributions                   | 1,961,093.49                        |  |  |  |
| <b>TOTAL Revenue from State Sources</b>                        | <b>\$14,322,449.50</b>              |  |  |  |

|   | Revenue Reported<br>In Current Year |                     |                     |                        |
|---|-------------------------------------|---------------------|---------------------|------------------------|
| <b><u>Revenue from Federal Sources</u></b>  |                                     |                     |                     |                        |
| 8514 NCLB, Title I - Improving the Academic Achievement of the Disadvantaged                      | 387,258.00                          |                     |                     |                        |
| 8515 NCLB, Title II - Preparing, Training and Recruiting High Quality Teachers and Principals     | 72,175.00                           |                     |                     |                        |
| 8516 NCLB, Title III - Language Instruction for Limited English Proficient and Immigrant Students | 483.81                              |                     |                     |                        |
| 8517 NCLB, Title IV - 21St Century Schools  | 19,731.36                           |                     |                     |                        |
| 8741 Elementary and Secondary School Emergency Relief Fund (ESSER)                                | 88,753.00                           |                     |                     |                        |
| 8810 School-Based Access Medicaid Reimbursement Program (SBAP) Reimbursements (Access)            | 36,961.77                           |                     |                     |                        |
| 8820 Medical Assistance Reimbursement for Administrative Claiming (Quarterly) Program             | 1,666.57                            |                     |                     |                        |
| <b>TOTAL Revenue from Federal Sources</b>   | <b>\$607,029.51</b>                 |                     |                     |                        |
| <b>TOTAL FROM ALL SOURCES</b>   | <b>\$27,077,596.57</b>              | <b>\$156,805.95</b> | <b>\$102,273.14</b> | <b>\$11,198,624.96</b> |

LEA : 119584503      Montrose Area SD

Printed 11/30/2020 6:36:44 PM

|   | <u>General Fund (10)</u> | <u>Student Sponsored<br/>Activity Fund (21)</u> | <u>Public Purpose<br/>Trust (27)</u> | <u>Other Compt<br/>Approved (28)</u> | <u>Athletic / Activity<br/>(29)</u> | <u>Capital Reserve<br/>(690, 1850) (31)</u> |
|---|--------------------------|---|--------------------------------------|--------------------------------------|-------------------------------------|---|
| <b>6000 Revenue from Local Sources</b>  |                          |   |                                      |                                      |                                     |   |
| 6111 Current Real Estate Taxes  | 10,343,900.32            |   |                                      |                                      |                                     |   |
| 6113 Public Utility Realty Taxes  | 9,916.36                 |   |                                      |                                      |                                     |   |
| 6114 Payments in Lieu of Current Taxes - State / Local  | 6,852.85                 |   |                                      |                                      |                                     |   |
| 6153 Current Act 511 Real Estate Transfer Taxes   | 163,113.46               |   |                                      |                                      |                                     |   |
| 6411 Delinquent Real Estate Taxes   | 718,434.78               |   |                                      |                                      |                                     |   |
| 6420 Delinquent Per Capita Taxes, Section 679   | 1,809.50                 |   |                                      |                                      |                                     |   |
| 6440 Delinquent Local Enabling Taxes - Flat Rate Assessments                                  | 1,809.50                 |   |                                      |                                      |                                     |   |
| 6452 Delinquent Act 511 Occupation Taxes  | 7,321.00                 |   |                                      |                                      |                                     |   |
| 6500 Earnings on Investments  | 137,224.18               |   |                                      |                                      |                                     |   |
| 6700 Revenues from LEA Activities   | 10,909.00                |   |                                      |                                      |                                     |   |
| 6832 Federal IDEA Revenue Received as Pass Through  | 281,678.00               |   |                                      |                                      |                                     |   |
| 6910 Rentals  | 201,660.55               |   |                                      |                                      |                                     |   |
| 6942 Summer School Tuition  | 3,595.00                 |   |                                      |                                      |                                     |   |
| 6991 Refunds of a Prior Year Expenditure  | 259,430.66               |   |                                      |                                      |                                     |   |
| 6999 Other Revenues Not Specified Above   | 462.40                   |   |                                      |                                      |                                     |   |
| <b>6000 Total Revenue from Local Sources</b>  | <b>\$12,148,117.56</b>   |   |                                      |                                      |                                     |   |
| <b>7000 Revenue from State Sources</b>  |                          |   |                                      |                                      |                                     |   |
| 7111 Basic Education Funding-Formula  | 7,690,940.74             |   |                                      |                                      |                                     |   |
| 7112 Basic Education Funding-Social Security  | 423,751.29               |   |                                      |                                      |                                     |   |
| 7160 Tuition for Orphans Subsidy  | 11,530.35                |   |                                      |                                      |                                     |   |
| 7240 Driver Education - Student   | 1,085.00                 |   |                                      |                                      |                                     |   |
| 7271 Special Education funds for School-Aged Pupils   | 1,336,225.04             |   |                                      |                                      |                                     |   |
| 7311 Pupil Transportation Subsidy   | 1,396,393.64             |   |                                      |                                      |                                     |   |
| 7312 Nonpublic and Charter School Pupil Transportation Subsidy                                | 16,170.00                |   |                                      |                                      |                                     |   |
| 7330 Health Services (Medical, Dental, Nurse, Act 25)   | 24,538.30                |   |                                      |                                      |                                     |   |
| 7340 State Property Tax Reduction Allocation  | 1,098,640.68             |   |                                      |                                      |                                     |   |
| 7361 School Safety and Security Grants  | 37,554.00                |   |                                      |                                      |                                     |   |
| 7505 Ready to Learn Block Grant   | 290,716.00               |   |                                      |                                      |                                     |   |
| 7506 PAsmart Grants   | 33,810.97                |   |                                      |                                      |                                     |   |
| 7820 State Share of Retirement Contributions  | 1,961,093.49             |   |                                      |                                      |                                     |   |
| <b>7000 Total Revenue from State Sources</b>  | <b>\$14,322,449.50</b>   |   |                                      |                                      |                                     |   |
| <b>8000 Revenue from Federal Sources</b>  |                          |   |                                      |                                      |                                     |   |
| 8514 NCLB, Title I - Improving the Academic Achievement of the Disadvantaged                  | 387,258.00               |   |                                      |                                      |                                     |   |
| 8515 NCLB, Title II - Preparing, Training and Recruiting High Quality Teachers and Principals | 72,175.00                |   |                                      |                                      |                                     |   |

LEA : 119584503      Montrose Area SD

Printed 11/30/2020 6:36:44 PM

|   | Capital Reserve<br>(1431) (32) | Other Capital<br>Projects Fund (39) | Debt Service (40) | Permanent (90) | Total                  |
|---|--------------------------------|-------------------------------------|-------------------|----------------|------------------------|
| <b>6000 Revenue from Local Sources</b>  |                                |                                     |                   |                |                        |
| 6111 Current Real Estate Taxes  |                                |                                     |                   |                | 10,343,900.32          |
| 6113 Public Utility Realty Taxes  |                                |                                     |                   |                | 9,916.36               |
| 6114 Payments in Lieu of Current Taxes - State / Local  |                                |                                     |                   |                | 6,852.85               |
| 6153 Current Act 511 Real Estate Transfer Taxes   |                                |                                     |                   |                | 163,113.46             |
| 6411 Delinquent Real Estate Taxes   |                                |                                     |                   |                | 718,434.78             |
| 6420 Delinquent Per Capita Taxes, Section 679   |                                |                                     |                   |                | 1,809.50               |
| 6440 Delinquent Local Enabling Taxes - Flat Rate Assessments                                  |                                |                                     |                   |                | 1,809.50               |
| 6452 Delinquent Act 511 Occupation Taxes  |                                |                                     |                   |                | 7,321.00               |
| 6500 Earnings on Investments  | 4,945.11                       | 2,314.94                            |                   |                | 144,484.23             |
| 6700 Revenues from LEA Activities   |                                |                                     |                   |                | 10,909.00              |
| 6832 Federal IDEA Revenue Received as Pass Through  |                                |                                     |                   |                | 281,678.00             |
| 6910 Rentals  |                                |                                     |                   |                | 201,660.55             |
| 6942 Summer School Tuition  |                                |                                     |                   |                | 3,595.00               |
| 6991 Refunds of a Prior Year Expenditure  |                                |                                     |                   |                | 259,430.66             |
| 6999 Other Revenues Not Specified Above   |                                |                                     |                   |                | 462.40                 |
| <b>6000 Total Revenue from Local Sources</b>  | <b>\$4,945.11</b>              | <b>\$2,314.94</b>                   |                   |                | <b>\$12,155,377.61</b> |
| <b>7000 Revenue from State Sources</b>  |                                |                                     |                   |                |                        |
| 7111 Basic Education Funding-Formula  |                                |                                     |                   |                | 7,690,940.74           |
| 7112 Basic Education Funding-Social Security  |                                |                                     |                   |                | 423,751.29             |
| 7160 Tuition for Orphans Subsidy  |                                |                                     |                   |                | 11,530.35              |
| 7240 Driver Education - Student   |                                |                                     |                   |                | 1,085.00               |
| 7271 Special Education funds for School-Aged Pupils   |                                |                                     |                   |                | 1,336,225.04           |
| 7311 Pupil Transportation Subsidy   |                                |                                     |                   |                | 1,396,393.64           |
| 7312 Nonpublic and Charter School Pupil Transportation Subsidy                                |                                |                                     |                   |                | 16,170.00              |
| 7330 Health Services (Medical, Dental, Nurse, Act 25)   |                                |                                     |                   |                | 24,538.30              |
| 7340 State Property Tax Reduction Allocation  |                                |                                     |                   |                | 1,098,640.68           |
| 7361 School Safety and Security Grants  |                                |                                     |                   |                | 37,554.00              |
| 7505 Ready to Learn Block Grant   |                                |                                     |                   |                | 290,716.00             |
| 7506 PAsmart Grants   |                                |                                     |                   |                | 33,810.97              |
| 7820 State Share of Retirement Contributions  |                                |                                     |                   |                | 1,961,093.49           |
| <b>7000 Total Revenue from State Sources</b>  |                                |                                     |                   |                | <b>\$14,322,449.50</b> |
| <b>8000 Revenue from Federal Sources</b>  |                                |                                     |                   |                |                        |
| 8514 NCLB, Title I - Improving the Academic Achievement of the Disadvantaged                  |                                |                                     |                   |                | 387,258.00             |
| 8515 NCLB, Title II - Preparing, Training and Recruiting High Quality Teachers and Principals |                                |                                     |                   |                | 72,175.00              |

LEA : 119584503 Montrose Area SD

Printed 11/30/2020 6:36:44 PM

|  | <u>General Fund (10)</u> | <u>Student Sponsored<br/>Activity Fund (21)</u> | <u>Public Purpose<br/>Trust (27)</u> | <u>Other Compt<br/>Approved (28)</u> | <u>Athletic / Activity<br/>(29)</u> | <u>Capital Reserve<br/>(690, 1850) (31)</u> |
|--|--------------------------|---|--------------------------------------|--------------------------------------|-------------------------------------|---|
| <b>8000 Revenue from Federal Sources</b>   |                          |   |                                      |                                      |                                     |   |
| 8516 NCLB, Title III - Language Instruction for Limited English<br>Proficient and Immigrant Students | 483.81                   |   |                                      |                                      |                                     |   |
| 8517 NCLB, Title IV - 21st Century Schools   | 19,731.36                |   |                                      |                                      |                                     |   |
| 8741 Elementary and Secondary School Emergency Relief Fund<br>(ESSER)                                | 88,753.00                |   |                                      |                                      |                                     |   |
| 8810 School-Based Access Medicaid Reimbursement Program<br>(SBAP) Reimbursements (Access)            | 36,961.77                |   |                                      |                                      |                                     |   |
| 8820 Medical Assistance Reimbursement for Administrative Claiming<br>(Quarterly) Program             | 1,666.57                 |   |                                      |                                      |                                     |   |
| <b>8000 Total Revenue from Federal Sources</b>   | <b>\$607,029.51</b>      |   |                                      |                                      |                                     |   |
| <b>9000 Other Financing Sources</b>  |                          |   |                                      |                                      |                                     |   |
| 9310 General Fund Transfers  |                          |   |                                      |                                      |                                     |   |
| <b>9000 Total Other Financing Sources</b>  |                          |   |                                      |                                      |                                     |   |
| <b>Total From All Sources</b>  | <b>\$27,077,596.57</b>   |   |                                      |                                      |                                     |   |

LEA : 119584503 Montrose Area SD

Printed 11/30/2020 6:36:44 PM

|   | <u>Capital Reserve</u><br><u>(1431) (32)</u> | <u>Other Capital</u><br><u>Projects Fund (39)</u> | <u>Debt Service (40)</u> | <u>Permanent (90)</u> | <u>Total</u>           |
|---|--|---|--------------------------|-----------------------|------------------------|
| <b>8000 Revenue from Federal Sources</b>  |  |   |                          |                       |                        |
| 8516 NCLB, Title III - Language Instruction for Limited English Proficient and Immigrant Students |  |   |                          |                       | 483.81                 |
| 8517 NCLB, Title IV - 21st Century Schools  |  |   |                          |                       | 19,731.36              |
| 8741 Elementary and Secondary School Emergency Relief Fund (ESSER)                                |  |   |                          |                       | 88,753.00              |
| 8810 School-Based Access Medicaid Reimbursement Program (SBAP) Reimbursements (Access)            |  |   |                          |                       | 36,961.77              |
| 8820 Medical Assistance Reimbursement for Administrative Claiming (Quarterly) Program             |  |   |                          |                       | 1,666.57               |
| <b>8000 Total Revenue from Federal Sources</b>  |  |   |                          |                       | <b>\$607,029.51</b>    |
| <b>9000 Other Financing Sources</b>   |  |   |                          |                       |                        |
| 9310 General Fund Transfers   | 370,410.05                                   |   |                          |                       | 370,410.05             |
| <b>9000 Total Other Financing Sources</b>   | <b>\$370,410.05</b>                          |   |                          |                       | <b>\$370,410.05</b>    |
| <b>Total From All Sources</b>   | <b>\$375,355.16</b>                          | <b>\$2,314.94</b>                                 |                          |                       | <b>\$27,455,266.67</b> |

LEA : 119584503     Montrose Area SD

Printed 11/30/2020 6:36:48 PM

|                              | <u>General Fund (10)</u> | <u>Student Sponsored<br/>Activity Fund (21)</u> | <u>Public Purpose Trust (27)</u> | <u>Other Compt Approved<br/>(28)</u> | <u>Athletic / Activity (29)</u> | <u>Capital Reserve (690.<br/>1850) (31)</u> |
|------------------------------|--------------------------|---|----------------------------------|--------------------------------------|---------------------------------|---|
| Revenue from Local Sources   | 12,148,117.56            |   |                                  |                                      |                                 |   |
| Revenue from State Sources   | 14,322,449.50            |   |                                  |                                      |                                 |   |
| Revenue from Federal Sources | 607,029.51               |   |                                  |                                      |                                 |   |
| Other Financing Sources      |                          |   |                                  |                                      |                                 |   |
| Total From All Sources       | \$27,077,596.57          |   |                                  |                                      |                                 |   |



LEA : 119584503     Montrose Area SD

Printed 11/30/2020 6:36:48 PM

|                              | <u>Capital Reserve (1431)</u><br><u>(32)</u> | <u>Other Capital Projects</u><br><u>Fund (39)</u> | <u>Debt Service (40)</u> | <u>Permanent (90)</u> | <u>Total</u>    |
|------------------------------|--|---|--------------------------|-----------------------|-----------------|
| Revenue from Local Sources   | 4,945.11                                     | 2,314.94  |                          |                       | 12,155,377.61   |
| Revenue from State Sources   |  |   |                          |                       | 14,322,449.50   |
| Revenue from Federal Sources |  |   |                          |                       | 607,029.51      |
| Other Financing Sources      | 370,410.05                                   |   |                          |                       | 370,410.05      |
| Total From All Sources       | \$375,355.16                                 | \$2,314.94  |                          |                       | \$27,455,266.67 |

LEA : 119584503      Montrose Area SD

Printed 11/30/2020 6:36:53 PM

General Fund (10)

| 1000 Instruction   | Total                 |
|--|-----------------------|
| <b>100 <u>Personnel Services – Salaries</u></b>  |                       |
| 100 Personnel Services – Salaries  | 8,455,394.44          |
| <b>Total Personnel Services – Salaries</b>   | <b>\$8,455,394.44</b> |
| <b>200 <u>Personnel Services – Employee Benefits</u></b>   |                       |
| 210 Group Insurance – Contracted Provider  | 1,379,391.43          |
| 220 Social Security Contributions  | 630,900.80            |
| 230 PSERS Retirement Contributions   | 2,875,325.98          |
| 260 Workers' Compensation  | 44,934.78             |
| 270 Group Insurance – Self-Insurance   |                       |
| <b>Total Personnel Services – Employee Benefits</b>  | <b>\$4,930,552.99</b> |
| <b>300 <u>Purchased Professional and Technical Services</u></b>  |                       |
| 322 Professional Educational Services – Ius  | 170,626.61            |
| 329 Professional Educational Services – Other  | 153,045.90            |
| 330 Other Professional Services  | 126,119.51            |
| <b>Total Purchased Professional and Technical Services</b>   | <b>\$449,792.02</b>   |
| <b>400 <u>Purchased Property Services</u></b>  |                       |
| 430 Repairs and Maintenance Services   | 11,998.53             |
| 440 Rentals  | 46,052.16             |
| <b>Total Purchased Property Services</b>   | <b>\$58,050.69</b>    |
| <b>500 <u>Other Purchased Services</u></b>   |                       |
| 510 Student Transportation Services  | 18,077.80             |
| 550 Printing and Binding   | 1,054.54              |
| 561 Tuition To Other School Districts Within the State   | 4,678.83              |
| 562 Tuition To Pennsylvania Charter Schools  | 722,099.13            |
| 564 Tuition To Career and Technology Centers   | 608,358.05            |
| 567 Tuition To Approved Private Schools (APS) and PA Chartered Schools for the Deaf and Blind          | 26,353.39             |
| 568 Tuition To Private Residential Rehabilitative Institutions (PRRI) [In-State] and Detention Centers | 123,925.23            |
| 580 Travel   | 8,437.96              |
| 597 Direct Payments To Intermediate Units for Institutionalized Childrens' Program                     | 31,479.86             |
| <b>Total Other Purchased Services</b>  | <b>\$1,544,464.79</b> |
| <b>600 <u>Supplies</u></b>   |                       |
| 610 General Supplies   | 179,049.79            |
| 620 Energy   | 40.11                 |
| 630 Food   | 1,198.43              |
| 640 Books and Periodicals  | 21,684.92             |
| <b>Total Supplies</b>  | <b>\$201,973.25</b>   |
| <b>700 <u>Property</u></b>   |                       |
| 752 Capital Equipment – Original and Additional  | 10,118.00             |
| 762 Capitalized Equipment - Replacement  | 7,106.39              |
| <b>Total Property</b>  | <b>\$17,224.39</b>    |
| <b>800 <u>Other Objects</u></b>  |                       |
| 810 Dues and Fees  | 6,977.51              |

LEA : 119584503     Montrose Area SD

Printed 11/30/2020 6:36:53 PM

|  |                 |
|--|-----------------|
| General Fund (10)                        |                 |
| 1000 Instruction                         | <u>Total</u>    |
| 800 <u>Other Objects</u>                 |                 |
| 820 Claims and Judgments Against the LEA | 42,790.62       |
| 890 Miscellaneous Expenditures           | 4,408.00        |
| Total Other Objects                      | \$54,176.13     |
| Total 1000 Instruction                   | \$15,711,628.70 |

LEA : 119584503      Montrose Area SD

Printed 11/30/2020 6:36:53 PM

General Fund (10)

| 1100 Regular Programs – Elementary / Secondary              | Elementary            | Secondary             | Federal             | Total                  |
|---|-----------------------|-----------------------|---------------------|------------------------|
| <b>100 Personnel Services – Salaries</b>                    |                       |                       |                     |                        |
| 100 Personnel Services – Salaries                           | 3,093,989.20          | 3,180,445.58          | 353,867.09          | 6,628,301.87           |
| <b>Total Personnel Services – Salaries</b>                  | <b>\$3,093,989.20</b> | <b>\$3,180,445.58</b> | <b>\$353,867.09</b> | <b>\$6,628,301.87</b>  |
| <b>200 Personnel Services – Employee Benefits</b>           |                       |                       |                     |                        |
| 210 Group Insurance – Contracted Provider                   | 515,157.67            | 522,580.74            | 44,422.77           | 1,082,161.18           |
| 220 Social Security Contributions                           | 235,055.00            | 237,261.69            | 21,814.70           | 494,131.39             |
| 230 PSERS Retirement Contributions                          | 1,066,096.62          | 1,086,402.85          | 96,637.60           | 2,249,137.07           |
| 260 Workers' Compensation                                   | 16,848.67             | 18,392.85             | 480.29              | 35,721.81              |
| 270 Group Insurance – Self-Insurance                        | (123.17)              |                       | 123.17              |                        |
| <b>Total Personnel Services – Employee Benefits</b>         | <b>\$1,833,034.79</b> | <b>\$1,864,638.13</b> | <b>\$163,478.53</b> | <b>\$3,861,151.45</b>  |
| <b>300 Purchased Professional and Technical Services</b>    |                       |                       |                     |                        |
| 322 Professional Educational Services – lus                 |                       | 70,955.00             |                     | 70,955.00              |
| 329 Professional Educational Services – Other               | 3,225.00              | 3,450.00              |                     | 6,675.00               |
| 330 Other Professional Services                             | 1,475.00              |                       | 1,956.00            | 3,431.00               |
| <b>Total Purchased Professional and Technical Services</b>  | <b>\$4,700.00</b>     | <b>\$74,405.00</b>    | <b>\$1,956.00</b>   | <b>\$81,061.00</b>     |
| <b>400 Purchased Property Services</b>                      |                       |                       |                     |                        |
| 430 Repairs and Maintenance Services                        |                       | 11,998.53             |                     | 11,998.53              |
| 440 Rentals   | 29,961.60             | 16,090.56             |                     | 46,052.16              |
| <b>Total Purchased Property Services</b>                    | <b>\$29,961.60</b>    | <b>\$28,089.09</b>    |                     | <b>\$58,050.69</b>     |
| <b>500 Other Purchased Services</b>                         |                       |                       |                     |                        |
| 510 Student Transportation Services                         | 2,366.52              | 2,124.84              | 8,400.00            | 12,891.36              |
| 550 Printing and Binding                                    | 90.58                 | 963.96                |                     | 1,054.54               |
| 562 Tuition To Pennsylvania Charter Schools                 | 361,049.56            | 361,049.57            |                     | 722,099.13             |
| 580 Travel  |                       |                       | 362.36              | 362.36                 |
| <b>Total Other Purchased Services</b>                       | <b>\$363,506.66</b>   | <b>\$364,138.37</b>   | <b>\$8,762.36</b>   | <b>\$736,407.39</b>    |
| <b>600 Supplies</b>   |                       |                       |                     |                        |
| 610 General Supplies  | 65,220.82             | 81,878.62             | 3,950.14            | 151,049.58             |
| 630 Food  |                       | 1,198.43              |                     | 1,198.43               |
| 640 Books and Periodicals                                   | 10,775.41             | 9,740.48              |                     | 20,515.89              |
| <b>Total Supplies</b>                                       | <b>\$75,996.23</b>    | <b>\$92,817.53</b>    | <b>\$3,950.14</b>   | <b>\$172,763.90</b>    |
| <b>700 Property</b>   |                       |                       |                     |                        |
| 762 Capitalized Equipment - Replacement                     |                       | 7,106.39              |                     | 7,106.39               |
| <b>Total Property</b>                                       |                       | <b>\$7,106.39</b>     |                     | <b>\$7,106.39</b>      |
| <b>800 Other Objects</b>                                    |                       |                       |                     |                        |
| 810 Dues and Fees   | 915.95                | 5,040.56              |                     | 5,956.51               |
| <b>Total Other Objects</b>                                  | <b>\$915.95</b>       | <b>\$5,040.56</b>     |                     | <b>\$5,956.51</b>      |
| <b>Total 1100 Regular Programs – Elementary / Secondary</b> | <b>\$5,402,104.43</b> | <b>\$5,616,680.65</b> | <b>\$532,014.12</b> | <b>\$11,550,799.20</b> |

LEA : 119584503      Montrose Area SD

Printed 11/30/2020 6:36:53 PM

General Fund (10)

| 1110 Regular Programs                                      | Elementary            | Secondary             | Federal            | Total                  |
|--|-----------------------|-----------------------|--------------------|------------------------|
| <b>100 Personnel Services – Salaries</b>                   |                       |                       |                    |                        |
| 100 Personnel Services – Salaries                          | 3,093,989.20          | 3,180,445.58          | 39,700.20          | 6,314,134.98           |
| <b>Total Personnel Services – Salaries</b>                 | <b>\$3,093,989.20</b> | <b>\$3,180,445.58</b> | <b>\$39,700.20</b> | <b>\$6,314,134.98</b>  |
| <b>200 Personnel Services – Employee Benefits</b>          |                       |                       |                    |                        |
| 210 Group Insurance – Contracted Provider                  | 515,157.67            | 522,580.74            | 13,675.94          | 1,051,414.35           |
| 220 Social Security Contributions                          | 235,055.00            | 237,261.69            | 2,942.96           | 475,259.65             |
| 230 PSERS Retirement Contributions                         | 1,066,096.62          | 1,086,402.85          | 13,613.21          | 2,166,112.68           |
| 260 Workers' Compensation                                  | 16,848.67             | 18,392.85             | 200.29             | 35,441.81              |
| 270 Group Insurance – Self-Insurance                       | (123.17)              |                       |                    | (123.17)               |
| <b>Total Personnel Services – Employee Benefits</b>        | <b>\$1,833,034.79</b> | <b>\$1,864,638.13</b> | <b>\$30,432.40</b> | <b>\$3,728,105.32</b>  |
| <b>300 Purchased Professional and Technical Services</b>   |                       |                       |                    |                        |
| 322 Professional Educational Services – lus                |                       | 70,955.00             |                    | 70,955.00              |
| 329 Professional Educational Services – Other              | 3,225.00              | 3,450.00              |                    | 6,675.00               |
| 330 Other Professional Services                            | 1,475.00              |                       |                    | 1,475.00               |
| <b>Total Purchased Professional and Technical Services</b> | <b>\$4,700.00</b>     | <b>\$74,405.00</b>    |                    | <b>\$79,105.00</b>     |
| <b>400 Purchased Property Services</b>                     |                       |                       |                    |                        |
| 430 Repairs and Maintenance Services                       |                       | 11,998.53             |                    | 11,998.53              |
| 440 Rentals  | 29,961.60             | 16,090.56             |                    | 46,052.16              |
| <b>Total Purchased Property Services</b>                   | <b>\$29,961.60</b>    | <b>\$28,089.09</b>    |                    | <b>\$58,050.69</b>     |
| <b>500 Other Purchased Services</b>                        |                       |                       |                    |                        |
| 510 Student Transportation Services                        | 2,366.52              | 2,124.84              |                    | 4,491.36               |
| 550 Printing and Binding                                   | 90.58                 | 963.96                |                    | 1,054.54               |
| 562 Tuition To Pennsylvania Charter Schools                | 361,049.56            | 361,049.57            |                    | 722,099.13             |
| <b>Total Other Purchased Services</b>                      | <b>\$363,506.66</b>   | <b>\$364,138.37</b>   |                    | <b>\$727,645.03</b>    |
| <b>600 Supplies</b>  |                       |                       |                    |                        |
| 610 General Supplies                                       | 65,220.82             | 81,878.62             |                    | 147,099.44             |
| 630 Food   |                       | 1,198.43              |                    | 1,198.43               |
| 640 Books and Periodicals                                  | 10,775.41             | 9,740.48              |                    | 20,515.89              |
| <b>Total Supplies</b>                                      | <b>\$75,996.23</b>    | <b>\$92,817.53</b>    |                    | <b>\$168,813.76</b>    |
| <b>700 Property</b>  |                       |                       |                    |                        |
| 762 Capitalized Equipment - Replacement                    |                       | 7,106.39              |                    | 7,106.39               |
| <b>Total Property</b>                                      |                       | <b>\$7,106.39</b>     |                    | <b>\$7,106.39</b>      |
| <b>800 Other Objects</b>                                   |                       |                       |                    |                        |
| 810 Dues and Fees  | 915.95                | 5,040.56              |                    | 5,956.51               |
| <b>Total Other Objects</b>                                 | <b>\$915.95</b>       | <b>\$5,040.56</b>     |                    | <b>\$5,956.51</b>      |
| <b>Total 1110 Regular Programs</b>                         | <b>\$5,402,104.43</b> | <b>\$5,616,680.65</b> | <b>\$70,132.60</b> | <b>\$11,088,917.68</b> |

LEA : 119584503      Montrose Area SD

Printed 11/30/2020 6:36:53 PM

| General Fund (10)  |  |            |           |              |              |
|--|--|------------|-----------|--------------|--------------|
| 1190 Federally-Funded Regular Programs                   |  | Elementary | Secondary | Federal      | Total        |
| 100 <u>Personnel Services – Salaries</u>                 |  |            |           |              |              |
| 100 Personnel Services – Salaries                        |  |            |           | 314,166.89   | 314,166.89   |
| Total Personnel Services – Salaries                      |  |            |           | \$314,166.89 | \$314,166.89 |
| 200 <u>Personnel Services – Employee Benefits</u>        |  |            |           |              |              |
| 210 Group Insurance – Contracted Provider                |  |            |           | 30,746.83    | 30,746.83    |
| 220 Social Security Contributions                        |  |            |           | 18,871.74    | 18,871.74    |
| 230 PSERS Retirement Contributions                       |  |            |           | 83,024.39    | 83,024.39    |
| 260 Workers' Compensation                                |  |            |           | 280.00       | 280.00       |
| 270 Group Insurance – Self-Insurance                     |  |            |           | 123.17       | 123.17       |
| Total Personnel Services – Employee Benefits             |  |            |           | \$133,046.13 | \$133,046.13 |
| 300 <u>Purchased Professional and Technical Services</u> |  |            |           |              |              |
| 330 Other Professional Services                          |  |            |           | 1,956.00     | 1,956.00     |
| Total Purchased Professional and Technical Services      |  |            |           | \$1,956.00   | \$1,956.00   |
| 500 <u>Other Purchased Services</u>                      |  |            |           |              |              |
| 510 Student Transportation Services                      |  |            |           | 8,400.00     | 8,400.00     |
| 580 Travel   |  |            |           | 362.36       | 362.36       |
| Total Other Purchased Services                           |  |            |           | \$8,762.36   | \$8,762.36   |
| 600 <u>Supplies</u>                                      |  |            |           |              |              |
| 610 General Supplies                                     |  |            |           | 3,950.14     | 3,950.14     |
| Total Supplies   |  |            |           | \$3,950.14   | \$3,950.14   |
| Total 1190 Federally-Funded Regular Programs             |  |            |           | \$461,881.52 | \$461,881.52 |

LEA : 119584503      Montrose Area SD

Printed 11/30/2020 6:36:53 PM

|  |                          |                         |                       |                       |
|--|--------------------------|-------------------------|-----------------------|-----------------------|
| <b>General Fund (10)</b>   |                          |                         |                       |                       |
| <b>1200 Special Programs – Elementary / Secondary</b>  | <b><u>Elementary</u></b> | <b><u>Secondary</u></b> | <b><u>Federal</u></b> | <b><u>Total</u></b>   |
| <b>100 <u>Personnel Services – Salaries</u></b>  |                          |                         |                       |                       |
| 100 Personnel Services – Salaries  | 926,482.70               | 815,828.52              | 13,522.98             | 1,755,834.20          |
| <b>Total Personnel Services – Salaries</b>   | <b>\$926,482.70</b>      | <b>\$815,828.52</b>     | <b>\$13,522.98</b>    | <b>\$1,755,834.20</b> |
| <b>200 <u>Personnel Services – Employee Benefits</u></b>   |                          |                         |                       |                       |
| 210 Group Insurance – Contracted Provider  | 170,920.80               | 123,463.81              |                       | 294,384.61            |
| 220 Social Security Contributions  | 69,164.71                | 61,173.46               | 1,025.56              | 131,363.73            |
| 230 PSERS Retirement Contributions   | 317,708.41               | 279,408.94              | 4,637.03              | 601,754.38            |
| 260 Workers' Compensation  | 4,998.23                 | 4,013.73                |                       | 9,011.96              |
| <b>Total Personnel Services – Employee Benefits</b>  | <b>\$562,792.15</b>      | <b>\$468,059.94</b>     | <b>\$5,662.59</b>     | <b>\$1,036,514.68</b> |
| <b>300 <u>Purchased Professional and Technical Services</u></b>  |                          |                         |                       |                       |
| 322 Professional Educational Services – Ius  | 34,783.72                | 64,887.89               |                       | 99,671.61             |
| 329 Professional Educational Services – Other  | 73,185.45                | 73,185.45               |                       | 146,370.90            |
| 330 Other Professional Services  |                          | 122,688.51              |                       | 122,688.51            |
| <b>Total Purchased Professional and Technical Services</b>   | <b>\$107,969.17</b>      | <b>\$260,761.85</b>     |                       | <b>\$368,731.02</b>   |
| <b>500 <u>Other Purchased Services</u></b>   |                          |                         |                       |                       |
| 510 Student Transportation Services  |                          | 337.44                  | 4,849.00              | 5,186.44              |
| 561 Tuition To Other School Districts Within the State   |                          | 4,678.83                |                       | 4,678.83              |
| 567 Tuition To Approved Private Schools (APS) and PA Chartered Schools for the Deaf and Blind          |                          |                         | 26,353.39             | 26,353.39             |
| 568 Tuition To Private Residential Rehabilitative Institutions (PRRI) [In-State] and Detention Centers | 30,575.43                | 30,575.43               | 33,299.00             | 94,449.86             |
| 580 Travel   | 4,037.80                 | 4,037.80                |                       | 8,075.60              |
| 597 Direct Payments To Intermediate Units for Institutionalized Childrens' Program                     | 31,479.86                |                         |                       | 31,479.86             |
| <b>Total Other Purchased Services</b>  | <b>\$66,093.09</b>       | <b>\$39,629.50</b>      | <b>\$64,501.39</b>    | <b>\$170,223.98</b>   |
| <b>600 <u>Supplies</u></b>   |                          |                         |                       |                       |
| 610 General Supplies   | 12,826.33                | 13,567.57               | 1,059.89              | 27,453.79             |
| 640 Books and Periodicals  | 306.68                   | 862.35                  |                       | 1,169.03              |
| <b>Total Supplies</b>  | <b>\$13,133.01</b>       | <b>\$14,429.92</b>      | <b>\$1,059.89</b>     | <b>\$28,622.82</b>    |
| <b>700 <u>Property</u></b>   |                          |                         |                       |                       |
| 752 Capital Equipment – Original and Additional  |                          |                         | 10,118.00             | 10,118.00             |
| <b>Total Property</b>  |                          |                         | <b>\$10,118.00</b>    | <b>\$10,118.00</b>    |
| <b>800 <u>Other Objects</u></b>  |                          |                         |                       |                       |
| 810 Dues and Fees  | 749.50                   | 271.50                  |                       | 1,021.00              |
| 820 Claims and Judgments Against the LEA   | 42,790.62                |                         |                       | 42,790.62             |
| <b>Total Other Objects</b>   | <b>\$43,540.12</b>       | <b>\$271.50</b>         |                       | <b>\$43,811.62</b>    |
| <b>Total 1200 Special Programs – Elementary / Secondary</b>  | <b>\$1,720,010.24</b>    | <b>\$1,598,981.23</b>   | <b>\$94,864.85</b>    | <b>\$3,413,856.32</b> |

LEA : 119584503      Montrose Area SD

Printed 11/30/2020 6:36:53 PM

General Fund (10)

1210 Life Skills Support

|  | Elementary          | Secondary           | Federal | Total               |
|--|---------------------|---------------------|---------|---------------------|
| <b>100 Personnel Services – Salaries</b>                   |                     |                     |         |                     |
| 100 Personnel Services – Salaries                          | 92,555.53           | 105,635.66          |         | 198,191.19          |
| <b>Total Personnel Services – Salaries</b>                 | <b>\$92,555.53</b>  | <b>\$105,635.66</b> |         | <b>\$198,191.19</b> |
| <b>200 Personnel Services – Employee Benefits</b>          |                     |                     |         |                     |
| 210 Group Insurance – Contracted Provider                  | 17,547.59           | 7,004.88            |         | 24,552.47           |
| 220 Social Security Contributions                          | 6,832.15            | 8,053.37            |         | 14,885.52           |
| 230 PSERS Retirement Contributions                         | 31,737.45           | 36,225.83           |         | 67,963.28           |
| 260 Workers' Compensation                                  | 492.72              | 398.29              |         | 891.01              |
| <b>Total Personnel Services – Employee Benefits</b>        | <b>\$56,609.91</b>  | <b>\$51,682.37</b>  |         | <b>\$108,292.28</b> |
| <b>300 Purchased Professional and Technical Services</b>   |                     |                     |         |                     |
| 322 Professional Educational Services – Ius                |                     | 32,440.22           |         | 32,440.22           |
| <b>Total Purchased Professional and Technical Services</b> |                     | <b>\$32,440.22</b>  |         | <b>\$32,440.22</b>  |
| <b>500 Other Purchased Services</b>                        |                     |                     |         |                     |
| 561 Tuition To Other School Districts Within the State     |                     | 4,678.83            |         | 4,678.83            |
| <b>Total Other Purchased Services</b>                      |                     | <b>\$4,678.83</b>   |         | <b>\$4,678.83</b>   |
| <b>600 Supplies</b>  |                     |                     |         |                     |
| 610 General Supplies                                       | 914.26              | 671.40              |         | 1,585.66            |
| <b>Total Supplies</b>                                      | <b>\$914.26</b>     | <b>\$671.40</b>     |         | <b>\$1,585.66</b>   |
| <b>Total 1210 Life Skills Support</b>                      | <b>\$150,079.70</b> | <b>\$195,108.48</b> |         | <b>\$345,188.18</b> |



LEA : 119584503      Montrose Area SD

Printed 11/30/2020 6:36:53 PM

|  |                     |                    |                |                     |
|--|---------------------|--------------------|----------------|---------------------|
| General Fund (10)  |                     |                    |                |                     |
| 1220 Sensory Support                                       | <u>Elementary</u>   | <u>Secondary</u>   | <u>Federal</u> | <u>Total</u>        |
| 100 <u>Personnel Services – Salaries</u>                   |                     |                    |                |                     |
| 100 Personnel Services – Salaries                          | 100,738.92          | 239.98             |                | 100,978.90          |
| <b>Total Personnel Services – Salaries</b>                 | <b>\$100,738.92</b> | <b>\$239.98</b>    |                | <b>\$100,978.90</b> |
| 200 <u>Personnel Services – Employee Benefits</u>          |                     |                    |                |                     |
| 210 Group Insurance – Contracted Provider                  | 28,254.76           |                    |                | 28,254.76           |
| 220 Social Security Contributions                          | 7,470.89            | 16.92              |                | 7,487.81            |
| 230 PSERS Retirement Contributions                         | 34,543.34           | 82.17              |                | 34,625.51           |
| 260 Workers' Compensation                                  | 519.83              | 1.87               |                | 521.70              |
| <b>Total Personnel Services – Employee Benefits</b>        | <b>\$70,788.82</b>  | <b>\$100.96</b>    |                | <b>\$70,889.78</b>  |
| 300 <u>Purchased Professional and Technical Services</u>   |                     |                    |                |                     |
| 322 Professional Educational Services – Ius                | 4,678.60            | 29,706.46          |                | 34,385.06           |
| 329 Professional Educational Services – Other              | 30,922.50           | 30,922.50          |                | 61,845.00           |
| <b>Total Purchased Professional and Technical Services</b> | <b>\$35,601.10</b>  | <b>\$60,628.96</b> |                | <b>\$96,230.06</b>  |
| 600 <u>Supplies</u>  |                     |                    |                |                     |
| 610 General Supplies                                       | 1,353.83            |                    |                | 1,353.83            |
| <b>Total Supplies</b>                                      | <b>\$1,353.83</b>   |                    |                | <b>\$1,353.83</b>   |
| 800 <u>Other Objects</u>                                   |                     |                    |                |                     |
| 810 Dues and Fees  | 478.00              |                    |                | 478.00              |
| <b>Total Other Objects</b>                                 | <b>\$478.00</b>     |                    |                | <b>\$478.00</b>     |
| <b>Total 1220 Sensory Support</b>                          | <b>\$208,960.67</b> | <b>\$60,969.90</b> |                | <b>\$269,930.57</b> |

LEA : 119584503      Montrose Area SD

Printed 11/30/2020 6:36:53 PM

| General Fund (10)  |  |                     |                     |         |                     |
|--|--|---------------------|---------------------|---------|---------------------|
| 1230 Emotional Support                                     |  | Elementary          | Secondary           | Federal | Total               |
| <b>100 Personnel Services – Salaries</b>                   |  |                     |                     |         |                     |
| 100 Personnel Services – Salaries                          |  | 224,600.93          | 265,521.83          |         | 490,122.76          |
| <b>Total Personnel Services – Salaries</b>                 |  | <b>\$224,600.93</b> | <b>\$265,521.83</b> |         | <b>\$490,122.76</b> |
| <b>200 Personnel Services – Employee Benefits</b>          |  |                     |                     |         |                     |
| 210 Group Insurance – Contracted Provider                  |  | 55,529.43           | 52,913.23           |         | 108,442.66          |
| 220 Social Security Contributions                          |  | 16,569.61           | 19,762.23           |         | 36,331.84           |
| 230 PSERS Retirement Contributions                         |  | 77,032.80           | 90,705.86           |         | 167,738.66          |
| 260 Workers' Compensation                                  |  | 1,295.84            | 1,276.20            |         | 2,572.04            |
| <b>Total Personnel Services – Employee Benefits</b>        |  | <b>\$150,427.68</b> | <b>\$164,657.52</b> |         | <b>\$315,085.20</b> |
| <b>300 Purchased Professional and Technical Services</b>   |  |                     |                     |         |                     |
| 322 Professional Educational Services – Ius                |  | 30,105.12           |                     |         | 30,105.12           |
| <b>Total Purchased Professional and Technical Services</b> |  | <b>\$30,105.12</b>  |                     |         | <b>\$30,105.12</b>  |
| <b>600 Supplies</b>  |  |                     |                     |         |                     |
| 610 General Supplies                                       |  | 1,291.68            | 2,518.82            |         | 3,810.50            |
| <b>Total Supplies</b>                                      |  | <b>\$1,291.68</b>   | <b>\$2,518.82</b>   |         | <b>\$3,810.50</b>   |
| <b>800 Other Objects</b>                                   |  |                     |                     |         |                     |
| 820 Claims and Judgments Against the LEA                   |  | 42,790.62           |                     |         | 42,790.62           |
| <b>Total Other Objects</b>                                 |  | <b>\$42,790.62</b>  |                     |         | <b>\$42,790.62</b>  |
| <b>Total 1230 Emotional Support</b>                        |  | <b>\$449,216.03</b> | <b>\$432,698.17</b> |         | <b>\$881,914.20</b> |

LEA : 119584503      Montrose Area SD

Printed 11/30/2020 6:36:53 PM

|  |                     |                     |                |                       |
|--|---------------------|---------------------|----------------|-----------------------|
| General Fund (10)  |                     |                     |                |                       |
| 1240 Academic Support                                      | <u>Elementary</u>   | <u>Secondary</u>    | <u>Federal</u> | <u>Total</u>          |
| 100 <u>Personnel Services – Salaries</u>                   |                     |                     |                |                       |
| 100 Personnel Services – Salaries                          | 508,587.32          | 444,431.05          |                | 953,018.37            |
| <b>Total Personnel Services – Salaries</b>                 | <b>\$508,587.32</b> | <b>\$444,431.05</b> |                | <b>\$953,018.37</b>   |
| 200 <u>Personnel Services – Employee Benefits</u>          |                     |                     |                |                       |
| 210 Group Insurance – Contracted Provider                  | 69,589.02           | 63,545.70           |                | 133,134.72            |
| 220 Social Security Contributions                          | 38,292.02           | 33,340.94           |                | 71,632.96             |
| 230 PSERS Retirement Contributions                         | 174,394.81          | 152,395.08          |                | 326,789.89            |
| 260 Workers' Compensation                                  | 2,689.84            | 2,337.37            |                | 5,027.21              |
| <b>Total Personnel Services – Employee Benefits</b>        | <b>\$284,965.69</b> | <b>\$251,619.09</b> |                | <b>\$536,584.78</b>   |
| 300 <u>Purchased Professional and Technical Services</u>   |                     |                     |                |                       |
| 330 Other Professional Services                            |                     | 122,688.51          |                | 122,688.51            |
| <b>Total Purchased Professional and Technical Services</b> |                     | <b>\$122,688.51</b> |                | <b>\$122,688.51</b>   |
| 600 <u>Supplies</u>  |                     |                     |                |                       |
| 610 General Supplies                                       | 1,397.19            | 2,507.98            |                | 3,905.17              |
| 640 Books and Periodicals                                  | 306.68              | 862.35              |                | 1,169.03              |
| <b>Total Supplies</b>                                      | <b>\$1,703.87</b>   | <b>\$3,370.33</b>   |                | <b>\$5,074.20</b>     |
| <b>Total 1240 Academic Support</b>                         | <b>\$795,256.88</b> | <b>\$822,108.98</b> |                | <b>\$1,617,365.86</b> |

LEA : 119584503      Montrose Area SD

Printed 11/30/2020 6:36:53 PM

General Fund (10)

| 1241 Learning Support – Public                           | <u>Elementary</u>   | <u>Secondary</u>    | <u>Federal</u> | <u>Total</u>          |
|--|---------------------|---------------------|----------------|-----------------------|
| <b>100 <u>Personnel Services – Salaries</u></b>          |                     |                     |                |                       |
| 100 Personnel Services – Salaries                        | 462,508.92          | 421,291.89          |                | 883,800.81            |
| <b>Total Personnel Services – Salaries</b>               | <b>\$462,508.92</b> | <b>\$421,291.89</b> |                | <b>\$883,800.81</b>   |
| <b>200 <u>Personnel Services – Employee Benefits</u></b> |                     |                     |                |                       |
| 210 Group Insurance – Contracted Provider                | 58,153.14           | 57,827.76           |                | 115,980.90            |
| 220 Social Security Contributions                        | 34,874.46           | 31,624.60           |                | 66,499.06             |
| 230 PSERS Retirement Contributions                       | 158,594.60          | 144,460.68          |                | 303,055.28            |
| 260 Workers' Compensation                                | 2,446.76            | 2,214.89            |                | 4,661.65              |
| <b>Total Personnel Services – Employee Benefits</b>      | <b>\$254,068.96</b> | <b>\$236,127.93</b> |                | <b>\$490,196.89</b>   |
| <b>600 <u>Supplies</u></b>                               |                     |                     |                |                       |
| 610 General Supplies                                     | 1,308.28            | 2,213.50            |                | 3,521.78              |
| 640 Books and Periodicals                                | 306.68              | 862.35              |                | 1,169.03              |
| <b>Total Supplies</b>                                    | <b>\$1,614.96</b>   | <b>\$3,075.85</b>   |                | <b>\$4,690.81</b>     |
| <b>Total 1241 Learning Support – Public</b>              | <b>\$718,192.84</b> | <b>\$660,495.67</b> |                | <b>\$1,378,688.51</b> |

LEA : 119584503     Montrose Area SD

Printed 11/30/2020 6:36:53 PM

General Fund (10)

1242 Learning Support – PRRI

300 Purchased Professional and Technical Services

|   | <u>Elementary</u> | <u>Secondary</u> | <u>Federal</u> | <u>Total</u> |
|---|-------------------|------------------|----------------|--------------|
| 330 Other Professional Services                     |                   | 122,688.51       |                | 122,688.51   |
| Total Purchased Professional and Technical Services |                   | \$122,688.51     |                | \$122,688.51 |
| Total 1242 Learning Support – PRRI                  |                   | \$122,688.51     |                | \$122,688.51 |

LEA : 119584503     Montrose Area SD

Printed 11/30/2020 6:36:53 PM

General Fund (10)

| 1243 Gifted Support                                      | <u>Elementary</u>  | <u>Secondary</u>   | <u>Federal</u> | <u>Total</u>        |
|--|--------------------|--------------------|----------------|---------------------|
| <b>100 <u>Personnel Services – Salaries</u></b>          |                    |                    |                |                     |
| 100 Personnel Services – Salaries                        | 46,078.40          | 23,139.16          |                | 69,217.56           |
| <b>Total Personnel Services – Salaries</b>               | <b>\$46,078.40</b> | <b>\$23,139.16</b> |                | <b>\$69,217.56</b>  |
| <b>200 <u>Personnel Services – Employee Benefits</u></b> |                    |                    |                |                     |
| 210 Group Insurance – Contracted Provider                | 11,435.88          | 5,717.94           |                | 17,153.82           |
| 220 Social Security Contributions                        | 3,417.56           | 1,716.34           |                | 5,133.90            |
| 230 PSERS Retirement Contributions                       | 15,800.21          | 7,934.40           |                | 23,734.61           |
| 260 Workers' Compensation                                | 243.08             | 122.48             |                | 365.56              |
| <b>Total Personnel Services – Employee Benefits</b>      | <b>\$30,896.73</b> | <b>\$15,491.16</b> |                | <b>\$46,387.89</b>  |
| <b>600 <u>Supplies</u></b>                               |                    |                    |                |                     |
| 610 General Supplies                                     | 88.91              | 294.48             |                | 383.39              |
| <b>Total Supplies</b>                                    | <b>\$88.91</b>     | <b>\$294.48</b>    |                | <b>\$383.39</b>     |
| <b>Total 1243 Gifted Support</b>                         | <b>\$77,064.04</b> | <b>\$38,924.80</b> |                | <b>\$115,988.84</b> |

LEA : 119584503      Montrose Area SD

Printed 11/30/2020 6:36:53 PM

|  |                   |                  |                |              |
|--|-------------------|------------------|----------------|--------------|
| General Fund (10)  |                   |                  |                |              |
| 1290 Special Programs - Other Support  | <u>Elementary</u> | <u>Secondary</u> | <u>Federal</u> | <u>Total</u> |
| 100 <u>Personnel Services – Salaries</u>   |                   |                  |                |              |
| 100 Personnel Services – Salaries  |                   |                  | 13,522.98      | 13,522.98    |
| Total Personnel Services – Salaries  |                   |                  | \$13,522.98    | \$13,522.98  |
| 200 <u>Personnel Services – Employee Benefits</u>  |                   |                  |                |              |
| 220 Social Security Contributions  | 0.04              |                  | 1,025.56       | 1,025.60     |
| 230 PSERS Retirement Contributions   | 0.01              |                  | 4,637.03       | 4,637.04     |
| Total Personnel Services – Employee Benefits   | \$0.05            |                  | \$5,662.59     | \$5,662.64   |
| 300 <u>Purchased Professional and Technical Services</u>   |                   |                  |                |              |
| 322 Professional Educational Services – Ius  |                   | 2,741.21         |                | 2,741.21     |
| 329 Professional Educational Services – Other  | 42,262.95         | 42,262.95        |                | 84,525.90    |
| Total Purchased Professional and Technical Services  | \$42,262.95       | \$45,004.16      |                | \$87,267.11  |
| 500 <u>Other Purchased Services</u>  |                   |                  |                |              |
| 510 Student Transportation Services  |                   | 337.44           | 4,849.00       | 5,186.44     |
| 567 Tuition To Approved Private Schools (APS) and PA Chartered Schools for the Deaf and Blind          |                   |                  | 26,353.39      | 26,353.39    |
| 568 Tuition To Private Residential Rehabilitative Institutions (PRRI) [In-State] and Detention Centers | 30,575.43         | 30,575.43        | 33,299.00      | 94,449.86    |
| 580 Travel   | 4,037.80          | 4,037.80         |                | 8,075.60     |
| 597 Direct Payments To Intermediate Units for Institutionalized Childrens' Program                     | 31,479.86         |                  |                | 31,479.86    |
| Total Other Purchased Services   | \$66,093.09       | \$34,950.67      | \$64,501.39    | \$165,545.15 |
| 600 <u>Supplies</u>  |                   |                  |                |              |
| 610 General Supplies   | 7,869.37          | 7,869.37         | 1,059.89       | 16,798.63    |
| Total Supplies   | \$7,869.37        | \$7,869.37       | \$1,059.89     | \$16,798.63  |
| 700 <u>Property</u>  |                   |                  |                |              |
| 752 Capital Equipment – Original and Additional  |                   |                  | 10,118.00      | 10,118.00    |
| Total Property   |                   |                  | \$10,118.00    | \$10,118.00  |
| 800 <u>Other Objects</u>   |                   |                  |                |              |
| 810 Dues and Fees  | 271.50            | 271.50           |                | 543.00       |
| Total Other Objects  | \$271.50          | \$271.50         |                | \$543.00     |
| Total 1290 Special Programs - Other Support  | \$116,496.96      | \$88,095.70      | \$94,864.85    | \$299,457.51 |

LEA : 119584503      Montrose Area SD

Printed 11/30/2020 6:36:53 PM

General Fund (10)

1300 Vocational Education

|  | <u>Elementary</u> | <u>Secondary</u>    | <u>Federal</u> | <u>Total</u>        |
|--|-------------------|---------------------|----------------|---------------------|
| <b>100 <u>Personnel Services – Salaries</u></b>          |                   |                     |                |                     |
| 100 Personnel Services – Salaries                        |                   | 38,925.87           |                | 38,925.87           |
| <b>Total Personnel Services – Salaries</b>               |                   | <b>\$38,925.87</b>  |                | <b>\$38,925.87</b>  |
| <b>200 <u>Personnel Services – Employee Benefits</u></b> |                   |                     |                |                     |
| 210 Group Insurance – Contracted Provider                |                   | 2,845.64            |                | 2,845.64            |
| 220 Social Security Contributions                        |                   | 2,972.46            |                | 2,972.46            |
| 230 PSERS Retirement Contributions                       |                   | 13,347.62           |                | 13,347.62           |
| 260 Workers' Compensation                                |                   | 201.01              |                | 201.01              |
| <b>Total Personnel Services – Employee Benefits</b>      |                   | <b>\$19,366.73</b>  |                | <b>\$19,366.73</b>  |
| <b>500 <u>Other Purchased Services</u></b>               |                   |                     |                |                     |
| 564 Tuition To Career and Technology Centers             |                   | 608,358.05          |                | 608,358.05          |
| <b>Total Other Purchased Services</b>                    |                   | <b>\$608,358.05</b> |                | <b>\$608,358.05</b> |
| <b>Total 1300 Vocational Education</b>                   |                   | <b>\$666,650.65</b> |                | <b>\$666,650.65</b> |



LEA : 119584503      Montrose Area SD

Printed 11/30/2020 6:36:53 PM

|  |                    |                    |                |                    |
|--|--------------------|--------------------|----------------|--------------------|
| General Fund (10)  |                    |                    |                |                    |
| 1400 Other Instructional Programs – Elementary / Secondary   | <u>Elementary</u>  | <u>Secondary</u>   | <u>Federal</u> | <u>Total</u>       |
| 100 <u>Personnel Services – Salaries</u>   |                    |                    |                |                    |
| 100 Personnel Services – Salaries  | 10,755.00          | 21,577.50          |                | 32,332.50          |
| <b>Total Personnel Services – Salaries</b>   | <b>\$10,755.00</b> | <b>\$21,577.50</b> |                | <b>\$32,332.50</b> |
| 200 <u>Personnel Services – Employee Benefits</u>  |                    |                    |                |                    |
| 220 Social Security Contributions  | 809.96             | 1,623.26           |                | 2,433.22           |
| 230 PSERS Retirement Contributions   | 3,687.89           | 7,399.02           |                | 11,086.91          |
| <b>Total Personnel Services – Employee Benefits</b>  | <b>\$4,497.85</b>  | <b>\$9,022.28</b>  |                | <b>\$13,520.13</b> |
| 500 <u>Other Purchased Services</u>  |                    |                    |                |                    |
| 568 Tuition To Private Residential Rehabilitative Institutions (PRRI) [In-State] and Detention Centers |                    | 29,475.37          |                | 29,475.37          |
| <b>Total Other Purchased Services</b>  |                    | <b>\$29,475.37</b> |                | <b>\$29,475.37</b> |
| 600 <u>Supplies</u>  |                    |                    |                |                    |
| 610 General Supplies   | 273.21             | 273.21             |                | 546.42             |
| 620 Energy   |                    | 40.11              |                | 40.11              |
| <b>Total Supplies</b>  | <b>\$273.21</b>    | <b>\$313.32</b>    |                | <b>\$586.53</b>    |
| 800 <u>Other Objects</u>   |                    |                    |                |                    |
| 890 Miscellaneous Expenditures   |                    | 4,408.00           |                | 4,408.00           |
| <b>Total Other Objects</b>   |                    | <b>\$4,408.00</b>  |                | <b>\$4,408.00</b>  |
| <b>Total 1400 Other Instructional Programs – Elementary / Secondary</b>                                | <b>\$15,526.06</b> | <b>\$64,796.47</b> |                | <b>\$80,322.53</b> |

LEA : 119584503     Montrose Area SD

Printed 11/30/2020 6:36:53 PM

General Fund (10)

1410 Drivers' Education

|                                      | <u>Elementary</u> | <u>Secondary</u> | <u>Federal</u> | <u>Total</u>   |
|--------------------------------------|-------------------|------------------|----------------|----------------|
| 600 <u>Supplies</u>                  |                   |                  |                |                |
| 620 Energy                           |                   | 40.11            |                | 40.11          |
| <b>Total Supplies</b>                |                   | <b>\$40.11</b>   |                | <b>\$40.11</b> |
| <b>Total 1410 Drivers' Education</b> |                   | <b>\$40.11</b>   |                | <b>\$40.11</b> |

LEA : 119584503      Montrose Area SD

Printed 11/30/2020 6:36:53 PM

|   |                   |                   |                |                   |
|---|-------------------|-------------------|----------------|-------------------|
| General Fund (10)                                   |                   |                   |                |                   |
| 1420 Summer School                                  | <u>Elementary</u> | <u>Secondary</u>  | <u>Federal</u> | <u>Total</u>      |
| 100 <u>Personnel Services – Salaries</u>            |                   |                   |                |                   |
| 100 Personnel Services – Salaries                   | 2,760.00          | 517.50            |                | 3,277.50          |
| <b>Total Personnel Services – Salaries</b>          | <b>\$2,760.00</b> | <b>\$517.50</b>   |                | <b>\$3,277.50</b> |
| 200 <u>Personnel Services – Employee Benefits</u>   |                   |                   |                |                   |
| 220 Social Security Contributions                   | 208.36            | 38.67             |                | 247.03            |
| 230 PSERS Retirement Contributions                  | 946.40            | 177.45            |                | 1,123.85          |
| <b>Total Personnel Services – Employee Benefits</b> | <b>\$1,154.76</b> | <b>\$216.12</b>   |                | <b>\$1,370.88</b> |
| 800 <u>Other Objects</u>                            |                   |                   |                |                   |
| 890 Miscellaneous Expenditures                      |                   | 4,408.00          |                | 4,408.00          |
| <b>Total Other Objects</b>                          |                   | <b>\$4,408.00</b> |                | <b>\$4,408.00</b> |
| <b>Total 1420 Summer School</b>                     | <b>\$3,914.76</b> | <b>\$5,141.62</b> |                | <b>\$9,056.38</b> |

LEA : 119584503      Montrose Area SD

Printed 11/30/2020 6:36:53 PM

|   |                   |                    |                |                    |
|---|-------------------|--------------------|----------------|--------------------|
| General Fund (10)                                   |                   |                    |                |                    |
| 1430 Homebound Instruction                          | <u>Elementary</u> | <u>Secondary</u>   | <u>Federal</u> | <u>Total</u>       |
| 100 <u>Personnel Services – Salaries</u>            |                   |                    |                |                    |
| 100 Personnel Services – Salaries                   | 300.00            | 11,415.00          |                | 11,715.00          |
| <b>Total Personnel Services – Salaries</b>          | <b>\$300.00</b>   | <b>\$11,415.00</b> |                | <b>\$11,715.00</b> |
| 200 <u>Personnel Services – Employee Benefits</u>   |                   |                    |                |                    |
| 220 Social Security Contributions                   | 22.48             | 861.81             |                | 884.29             |
| 230 PSERS Retirement Contributions                  | 102.87            | 3,914.24           |                | 4,017.11           |
| <b>Total Personnel Services – Employee Benefits</b> | <b>\$125.35</b>   | <b>\$4,776.05</b>  |                | <b>\$4,901.40</b>  |
| 600 <u>Supplies</u>                                 |                   |                    |                |                    |
| 610 General Supplies                                | 273.21            | 273.21             |                | 546.42             |
| <b>Total Supplies</b>                               | <b>\$273.21</b>   | <b>\$273.21</b>    |                | <b>\$546.42</b>    |
| <b>Total 1430 Homebound Instruction</b>             | <b>\$698.56</b>   | <b>\$16,464.26</b> |                | <b>\$17,162.82</b> |

LEA : 119584503     Montrose Area SD

Printed 11/30/2020 6:36:53 PM

General Fund (10)

|  |                   |                  |                |              |
|--|-------------------|------------------|----------------|--------------|
| 1440 Alternative Regular Education Programs  | <u>Elementary</u> | <u>Secondary</u> | <u>Federal</u> | <u>Total</u> |
| 500 <u>Other Purchased Services</u>  |                   |                  |                |              |
| 568 Tuition To Private Residential Rehabilitative Institutions (PRRI) [In-State] and Detention Centers |                   | 29,475.37        |                | 29,475.37    |
| Total Other Purchased Services   |                   | \$29,475.37      |                | \$29,475.37  |
| Total 1440 Alternative Regular Education Programs  |                   | \$29,475.37      |                | \$29,475.37  |

LEA : 119584503     Montrose Area SD

Printed 11/30/2020 6:36:53 PM

General Fund (10)

|  |                   |                  |                |              |
|--|-------------------|------------------|----------------|--------------|
| 1442 Alternative Education Programs  | <u>Elementary</u> | <u>Secondary</u> | <u>Federal</u> | <u>Total</u> |
| 500 <u>Other Purchased Services</u>  |                   |                  |                |              |
| 568 Tuition To Private Residential Rehabilitative Institutions (PRRI) [In-State] and Detention Centers |                   | 29,475.37        |                | 29,475.37    |
| Total Other Purchased Services   |                   | \$29,475.37      |                | \$29,475.37  |
| Total 1442 Alternative Education Programs  |                   | \$29,475.37      |                | \$29,475.37  |

LEA : 119584503     Montrose Area SD

Printed 11/30/2020 6:36:53 PM

General Fund (10)

|   |                    |                    |                |                    |
|---|--------------------|--------------------|----------------|--------------------|
| 1450 Instructional Programs Outside the Established School Day              | <u>Elementary</u>  | <u>Secondary</u>   | <u>Federal</u> | <u>Total</u>       |
| 100 <u>Personnel Services – Salaries</u>                                    |                    |                    |                |                    |
| 100 Personnel Services – Salaries   | 7,695.00           | 9,645.00           |                | 17,340.00          |
| <b>Total Personnel Services – Salaries</b>                                  | <b>\$7,695.00</b>  | <b>\$9,645.00</b>  |                | <b>\$17,340.00</b> |
| 200 <u>Personnel Services – Employee Benefits</u>                           |                    |                    |                |                    |
| 220 Social Security Contributions   | 579.12             | 722.78             |                | 1,301.90           |
| 230 PSERS Retirement Contributions  | 2,638.62           | 3,307.33           |                | 5,945.95           |
| <b>Total Personnel Services – Employee Benefits</b>                         | <b>\$3,217.74</b>  | <b>\$4,030.11</b>  |                | <b>\$7,247.85</b>  |
| <b>Total 1450 Instructional Programs Outside the Established School Day</b> | <b>\$10,912.74</b> | <b>\$13,675.11</b> |                | <b>\$24,587.85</b> |

LEA : 119584503      Montrose Area SD

Printed 11/30/2020 6:37:00 PM

General Fund (10)

| 2000 Support Services                               |  | Total          |
|---|--|----------------|
| 100   | <u>Personnel Services – Salaries</u>                 |                |
| 100   | Personnel Services – Salaries                        | 2,971,399.77   |
| Total Personnel Services – Salaries                 |  | \$2,971,399.77 |
| 200   | <u>Personnel Services – Employee Benefits</u>        |                |
| 210   | Group Insurance – Contracted Provider                | 526,009.95     |
| 220   | Social Security Contributions                        | 220,602.96     |
| 230   | PSERS Retirement Contributions                       | 953,701.07     |
| 240   | Tuition Reimbursement                                | 68,075.50      |
| 250   | Unemployment Compensation                            | 1,508.02       |
| 260   | Workers' Compensation                                | 19,654.73      |
| 270   | Group Insurance – Self-Insurance                     | (14,126.31)    |
| 280   | Other Post-Employment Benefits (OPEB)                | 173,586.05     |
| Total Personnel Services – Employee Benefits        |  | \$1,949,011.97 |
| 300   | <u>Purchased Professional and Technical Services</u> |                |
| 310   | Official / Administrative Services                   | 38,939.71      |
| 329   | Professional Educational Services – Other            | 11,449.47      |
| 330   | Other Professional Services                          | 115,181.35     |
| 340   | Technical Services                                   | 34,006.16      |
| 350   | Security / Safety Services                           | 21,363.60      |
| 360   | Employee Training and Development Services           | 5,329.02       |
| Total Purchased Professional and Technical Services |  | \$226,269.31   |
| 400   | <u>Purchased Property Services</u>                   |                |
| 410   | Cleaning Services                                    | 11,723.96      |
| 420   | Utility Services                                     | 99,439.93      |
| 430   | Repairs and Maintenance Services                     | 269,868.50     |
| 440   | Rentals  | 17,122.13      |
| Total Purchased Property Services                   |  | \$398,154.52   |
| 500   | <u>Other Purchased Services</u>                      |                |
| 513   | Contracted Carriers                                  | 1,886,530.13   |
| 516   | Student Transportation Services From the IU          | 26.66          |
| 520   | Insurance – General                                  | 1,821.00       |
| 523   | General Property and Liability Insurance             | 83,709.85      |
| 530   | Communications                                       | 97,626.42      |
| 549   | Other Advertising/Public Relations                   | 11,802.04      |
| 550   | Printing and Binding                                 | 10,691.71      |
| 580   | Travel   | 21,723.08      |
| 595   | IU Payments By Withholding                           | 25,071.74      |
| Total Other Purchased Services                      |  | \$2,139,002.63 |
| 600   | <u>Supplies</u>                                      |                |
| 610   | General Supplies                                     | 194,495.54     |
| 620   | Energy   | 349,036.14     |
| 630   | Food   | 1,207.99       |
| 640   | Books and Periodicals                                | 153,695.76     |
| 650   | Supplies & Fees – Technology Related                 | 126,358.22     |



LEA : 119584503     Montrose Area SD

Printed 11/30/2020 6:37:00 PM

General Fund (10)

2000 Support Services

|   | <u>Total</u>          |
|---|-----------------------|
| <b>Total Supplies</b>                             | <b>\$824,793.65</b>   |
| <b>700 <u>Property</u></b>                        |                       |
| 756 Capitalized Technology Equipment – Original   | 85,045.00             |
| 762 Capitalized Equipment - Replacement           | 50,626.22             |
| 768 Capitalized Technology Software - Replacement | 152,787.53            |
| <b>Total Property</b>                             | <b>\$288,458.75</b>   |
| <b>800 <u>Other Objects</u></b>                   |                       |
| 810 Dues and Fees                                 | 18,501.23             |
| 890 Miscellaneous Expenditures                    | 561.02                |
| <b>Total Other Objects</b>                        | <b>\$19,062.25</b>    |
| <b>Total 2000 Support Services</b>                | <b>\$8,816,152.85</b> |

LEA : 119584503      Montrose Area SD

Printed 11/30/2020 6:37:00 PM

|   |                     |                     |                    |                     |
|---|---------------------|---------------------|--------------------|---------------------|
| General Fund (10)                                   |                     |                     |                    |                     |
| 2100 Support Services – Students                    | <u>Elementary</u>   | <u>Secondary</u>    | <u>Federal</u>     | <u>Total</u>        |
| 100 <u>Personnel Services – Salaries</u>            |                     |                     |                    |                     |
| 100 Personnel Services – Salaries                   | 104,260.56          | 282,272.93          | 50,846.54          | 437,380.03          |
| <b>Total Personnel Services – Salaries</b>          | <b>\$104,260.56</b> | <b>\$282,272.93</b> | <b>\$50,846.54</b> | <b>\$437,380.03</b> |
| 200 <u>Personnel Services – Employee Benefits</u>   |                     |                     |                    |                     |
| 210 Group Insurance – Contracted Provider           | 15,521.02           | 58,295.75           | 6,017.84           | 79,834.61           |
| 220 Social Security Contributions                   | 7,893.77            | 21,227.83           | 3,780.01           | 32,901.61           |
| 230 PSERS Retirement Contributions                  | 35,733.49           | 96,773.82           | 17,470.04          | 149,977.35          |
| 260 Workers' Compensation                           | 521.70              | 1,405.05            | 288.90             | 2,215.65            |
| <b>Total Personnel Services – Employee Benefits</b> | <b>\$59,669.98</b>  | <b>\$177,702.45</b> | <b>\$27,556.79</b> | <b>\$264,929.22</b> |
| 600 <u>Supplies</u>                                 |                     |                     |                    |                     |
| 610 General Supplies                                | 878.35              | 2,415.59            |                    | 3,293.94            |
| 640 Books and Periodicals                           | 125.00              | 1,870.00            |                    | 1,995.00            |
| <b>Total Supplies</b>                               | <b>\$1,003.35</b>   | <b>\$4,285.59</b>   |                    | <b>\$5,288.94</b>   |
| 800 <u>Other Objects</u>                            |                     |                     |                    |                     |
| 810 Dues and Fees                                   | 105.00              | 799.44              |                    | 904.44              |
| <b>Total Other Objects</b>                          | <b>\$105.00</b>     | <b>\$799.44</b>     |                    | <b>\$904.44</b>     |
| <b>Total 2100 Support Services – Students</b>       | <b>\$165,038.89</b> | <b>\$465,060.41</b> | <b>\$78,403.33</b> | <b>\$708,502.63</b> |

LEA : 119584503      Montrose Area SD

Printed 11/30/2020 6:37:00 PM

|   |                     |                     |                |                     |
|---|---------------------|---------------------|----------------|---------------------|
| General Fund (10)                                   |                     |                     |                |                     |
| 2120 Guidance Services                              | <u>Elementary</u>   | <u>Secondary</u>    | <u>Federal</u> | <u>Total</u>        |
| 100 <u>Personnel Services – Salaries</u>            |                     |                     |                |                     |
| 100 Personnel Services – Salaries                   | 102,235.33          | 280,247.70          |                | 382,483.03          |
| <b>Total Personnel Services – Salaries</b>          | <b>\$102,235.33</b> | <b>\$280,247.70</b> |                | <b>\$382,483.03</b> |
| 200 <u>Personnel Services – Employee Benefits</u>   |                     |                     |                |                     |
| 210 Group Insurance – Contracted Provider           | 15,521.02           | 58,295.75           |                | 73,816.77           |
| 220 Social Security Contributions                   | 7,743.40            | 21,077.46           |                | 28,820.86           |
| 230 PSERS Retirement Contributions                  | 35,056.46           | 96,096.79           |                | 131,153.25          |
| 260 Workers' Compensation                           | 521.70              | 1,405.05            |                | 1,926.75            |
| <b>Total Personnel Services – Employee Benefits</b> | <b>\$58,842.58</b>  | <b>\$176,875.05</b> |                | <b>\$235,717.63</b> |
| 600 <u>Supplies</u>                                 |                     |                     |                |                     |
| 610 General Supplies                                | 878.35              | 2,415.59            |                | 3,293.94            |
| 640 Books and Periodicals                           | 125.00              | 1,870.00            |                | 1,995.00            |
| <b>Total Supplies</b>                               | <b>\$1,003.35</b>   | <b>\$4,285.59</b>   |                | <b>\$5,288.94</b>   |
| 800 <u>Other Objects</u>                            |                     |                     |                |                     |
| 810 Dues and Fees                                   |                     | 694.44              |                | 694.44              |
| <b>Total Other Objects</b>                          |                     | <b>\$694.44</b>     |                | <b>\$694.44</b>     |
| <b>Total 2120 Guidance Services</b>                 | <b>\$162,081.26</b> | <b>\$462,102.78</b> |                | <b>\$624,184.04</b> |

LEA : 119584503     Montrose Area SD

Printed 11/30/2020 6:37:00 PM

General Fund (10)

| 2140 Psychological Services                       | <u>Elementary</u> | <u>Secondary</u> | <u>Federal</u> | <u>Total</u> |
|---|-------------------|------------------|----------------|--------------|
| 100 <u>Personnel Services – Salaries</u>          |                   |                  |                |              |
| 100 Personnel Services – Salaries                 | 2,025.23          | 2,025.23         | 50,846.54      | 54,897.00    |
| Total Personnel Services – Salaries               | \$2,025.23        | \$2,025.23       | \$50,846.54    | \$54,897.00  |
| 200 <u>Personnel Services – Employee Benefits</u> |                   |                  |                |              |
| 210 Group Insurance – Contracted Provider         |                   |                  | 6,017.84       | 6,017.84     |
| 220 Social Security Contributions                 | 150.37            | 150.37           | 3,780.01       | 4,080.75     |
| 230 PSERS Retirement Contributions                | 677.03            | 677.03           | 17,470.04      | 18,824.10    |
| 260 Workers' Compensation                         |                   |                  | 288.90         | 288.90       |
| Total Personnel Services – Employee Benefits      | \$827.40          | \$827.40         | \$27,556.79    | \$29,211.59  |
| 800 <u>Other Objects</u>                          |                   |                  |                |              |
| 810 Dues and Fees                                 | 105.00            | 105.00           |                | 210.00       |
| Total Other Objects                               | \$105.00          | \$105.00         |                | \$210.00     |
| Total 2140 Psychological Services                 | \$2,957.63        | \$2,957.63       | \$78,403.33    | \$84,318.59  |

LEA : 119584503      Montrose Area SD

Printed 11/30/2020 6:37:00 PM

General Fund (10)

| 2200 Support Services – Instructional Staff                | Elementary          | Secondary           | Federal            | Total               |
|--|---------------------|---------------------|--------------------|---------------------|
| 100 <u>Personnel Services – Salaries</u>                   |                     |                     |                    |                     |
| 100 Personnel Services – Salaries                          | 101,674.99          | 86,872.99           | 43,695.17          | 232,243.15          |
| <b>Total Personnel Services – Salaries</b>                 | <b>\$101,674.99</b> | <b>\$86,872.99</b>  | <b>\$43,695.17</b> | <b>\$232,243.15</b> |
| 200 <u>Personnel Services – Employee Benefits</u>          |                     |                     |                    |                     |
| 210 Group Insurance – Contracted Provider                  | 16,704.46           | 16,462.08           | 7,532.28           | 40,698.82           |
| 220 Social Security Contributions                          | 7,109.77            | 6,490.58            | 3,265.80           | 16,866.15           |
| 230 PSERS Retirement Contributions                         | 34,844.71           | 29,769.10           | 14,982.99          | 79,596.80           |
| 240 Tuition Reimbursement                                  | 34,037.75           | 34,037.75           |                    | 68,075.50           |
| 260 Workers' Compensation                                  | 553.02              | 478.24              | 313.21             | 1,344.47            |
| 270 Group Insurance – Self-Insurance                       | (151.20)            | (151.20)            | 302.40             |                     |
| <b>Total Personnel Services – Employee Benefits</b>        | <b>\$93,098.51</b>  | <b>\$87,086.55</b>  | <b>\$26,396.68</b> | <b>\$206,581.74</b> |
| 300 <u>Purchased Professional and Technical Services</u>   |                     |                     |                    |                     |
| 330 Other Professional Services                            | 4,550.00            | 4,550.00            | 16,182.34          | 25,282.34           |
| 360 Employee Training and Development Services             | 890.00              | 890.00              | 3,549.02           | 5,329.02            |
| <b>Total Purchased Professional and Technical Services</b> | <b>\$5,440.00</b>   | <b>\$5,440.00</b>   | <b>\$19,731.36</b> | <b>\$30,611.36</b>  |
| 400 <u>Purchased Property Services</u>                     |                     |                     |                    |                     |
| 430 Repairs and Maintenance Services                       | 7,795.00            | 2,578.04            |                    | 10,373.04           |
| <b>Total Purchased Property Services</b>                   | <b>\$7,795.00</b>   | <b>\$2,578.04</b>   |                    | <b>\$10,373.04</b>  |
| 500 <u>Other Purchased Services</u>                        |                     |                     |                    |                     |
| 580 Travel   | 158.60              | 158.59              |                    | 317.19              |
| <b>Total Other Purchased Services</b>                      | <b>\$158.60</b>     | <b>\$158.59</b>     |                    | <b>\$317.19</b>     |
| 600 <u>Supplies</u>  |                     |                     |                    |                     |
| 610 General Supplies                                       | 2,640.38            | 1,426.31            |                    | 4,066.69            |
| 630 Food   | 225.58              | 225.58              |                    | 451.16              |
| 640 Books and Periodicals                                  | 42,059.14           | 96,104.12           |                    | 138,163.26          |
| 650 Supplies & Fees – Technology Related                   | 12,286.86           | 12,286.86           |                    | 24,573.72           |
| <b>Total Supplies</b>                                      | <b>\$57,211.96</b>  | <b>\$110,042.87</b> |                    | <b>\$167,254.83</b> |
| 800 <u>Other Objects</u>                                   |                     |                     |                    |                     |
| 810 Dues and Fees  | 19.50               | 314.50              |                    | 334.00              |
| <b>Total Other Objects</b>                                 | <b>\$19.50</b>      | <b>\$314.50</b>     |                    | <b>\$334.00</b>     |
| <b>Total 2200 Support Services – Instructional Staff</b>   | <b>\$265,398.56</b> | <b>\$292,493.54</b> | <b>\$89,823.21</b> | <b>\$647,715.31</b> |

LEA : 119584503      Montrose Area SD

Printed 11/30/2020 6:37:00 PM

|   |                    |                    |                |                     |
|---|--------------------|--------------------|----------------|---------------------|
| General Fund (10)                                   |                    |                    |                |                     |
| 2250 School Library Services                        | <u>Elementary</u>  | <u>Secondary</u>   | <u>Federal</u> | <u>Total</u>        |
| 100 <u>Personnel Services – Salaries</u>            |                    |                    |                |                     |
| 100 Personnel Services – Salaries                   | 29,388.00          | 14,586.00          |                | 43,974.00           |
| <b>Total Personnel Services – Salaries</b>          | <b>\$29,388.00</b> | <b>\$14,586.00</b> |                | <b>\$43,974.00</b>  |
| 200 <u>Personnel Services – Employee Benefits</u>   |                    |                    |                |                     |
| 210 Group Insurance – Contracted Provider           | 6,900.44           | 6,658.07           |                | 13,558.51           |
| 220 Social Security Contributions                   | 1,719.38           | 1,100.18           |                | 2,819.56            |
| 230 PSERS Retirement Contributions                  | 10,077.15          | 5,001.54           |                | 15,078.69           |
| 260 Workers' Compensation                           | 149.60             | 74.80              |                | 224.40              |
| <b>Total Personnel Services – Employee Benefits</b> | <b>\$18,846.57</b> | <b>\$12,834.59</b> |                | <b>\$31,681.16</b>  |
| 400 <u>Purchased Property Services</u>              |                    |                    |                |                     |
| 430 Repairs and Maintenance Services                | 7,795.00           | 2,578.04           |                | 10,373.04           |
| <b>Total Purchased Property Services</b>            | <b>\$7,795.00</b>  | <b>\$2,578.04</b>  |                | <b>\$10,373.04</b>  |
| 600 <u>Supplies</u>                                 |                    |                    |                |                     |
| 610 General Supplies                                | 2,124.63           | 910.56             |                | 3,035.19            |
| 640 Books and Periodicals                           | 6,141.37           | 5,048.30           |                | 11,189.67           |
| <b>Total Supplies</b>                               | <b>\$8,266.00</b>  | <b>\$5,958.86</b>  |                | <b>\$14,224.86</b>  |
| 800 <u>Other Objects</u>                            |                    |                    |                |                     |
| 810 Dues and Fees                                   |                    | 295.00             |                | 295.00              |
| <b>Total Other Objects</b>                          |                    | <b>\$295.00</b>    |                | <b>\$295.00</b>     |
| <b>Total 2250 School Library Services</b>           | <b>\$64,295.57</b> | <b>\$36,252.49</b> |                | <b>\$100,548.06</b> |

LEA : 119584503      Montrose Area SD

Printed 11/30/2020 6:37:00 PM

General Fund (10)

|   |                     |                     |                    |                     |
|---|---------------------|---------------------|--------------------|---------------------|
| 2260 Instruction and Curriculum Development Services              | <u>Elementary</u>   | <u>Secondary</u>    | <u>Federal</u>     | <u>Total</u>        |
| 100 <u>Personnel Services – Salaries</u>                          |                     |                     |                    |                     |
| 100 Personnel Services – Salaries                                 | 70,952.77           | 70,952.76           | 43,695.17          | 185,600.70          |
| <b>Total Personnel Services – Salaries</b>                        | <b>\$70,952.77</b>  | <b>\$70,952.76</b>  | <b>\$43,695.17</b> | <b>\$185,600.70</b> |
| 200 <u>Personnel Services – Employee Benefits</u>                 |                     |                     |                    |                     |
| 210 Group Insurance – Contracted Provider                         | 9,804.02            | 9,804.01            | 7,532.28           | 27,140.31           |
| 220 Social Security Contributions                                 | 5,290.46            | 5,290.47            | 3,265.80           | 13,846.73           |
| 230 PSERS Retirement Contributions                                | 24,310.06           | 24,310.05           | 14,982.99          | 63,603.10           |
| 260 Workers' Compensation   | 403.42              | 403.44              | 313.21             | 1,120.07            |
| 270 Group Insurance – Self-Insurance                              | (151.20)            | (151.20)            | 302.40             |                     |
| <b>Total Personnel Services – Employee Benefits</b>               | <b>\$39,656.76</b>  | <b>\$39,656.77</b>  | <b>\$26,396.68</b> | <b>\$105,710.21</b> |
| 300 <u>Purchased Professional and Technical Services</u>          |                     |                     |                    |                     |
| 330 Other Professional Services                                   | 4,550.00            | 4,550.00            |                    | 9,100.00            |
| <b>Total Purchased Professional and Technical Services</b>        | <b>\$4,550.00</b>   | <b>\$4,550.00</b>   |                    | <b>\$9,100.00</b>   |
| 500 <u>Other Purchased Services</u>                               |                     |                     |                    |                     |
| 580 Travel  | 158.60              | 158.59              |                    | 317.19              |
| <b>Total Other Purchased Services</b>                             | <b>\$158.60</b>     | <b>\$158.59</b>     |                    | <b>\$317.19</b>     |
| 600 <u>Supplies</u>   |                     |                     |                    |                     |
| 610 General Supplies  | 515.75              | 515.75              |                    | 1,031.50            |
| 630 Food  | 225.58              | 225.58              |                    | 451.16              |
| 640 Books and Periodicals   | 35,917.77           | 90,884.34           |                    | 126,802.11          |
| 650 Supplies & Fees – Technology Related                          | 12,286.86           | 12,286.86           |                    | 24,573.72           |
| <b>Total Supplies</b>   | <b>\$48,945.96</b>  | <b>\$103,912.53</b> |                    | <b>\$152,858.49</b> |
| 800 <u>Other Objects</u>  |                     |                     |                    |                     |
| 810 Dues and Fees   | 19.50               | 19.50               |                    | 39.00               |
| <b>Total Other Objects</b>  | <b>\$19.50</b>      | <b>\$19.50</b>      |                    | <b>\$39.00</b>      |
| <b>Total 2260 Instruction and Curriculum Development Services</b> | <b>\$164,283.59</b> | <b>\$219,250.15</b> | <b>\$70,091.85</b> | <b>\$453,625.59</b> |

LEA : 119584503      Montrose Area SD

Printed 11/30/2020 6:37:00 PM

General Fund (10)

| 2270 Instructional Staff Professional Development Services              | Elementary         | Secondary          | Federal            | Total              |
|---|--------------------|--------------------|--------------------|--------------------|
| 100 <u>Personnel Services – Salaries</u>                                |                    |                    |                    |                    |
| 100 Personnel Services – Salaries                                       | 1,334.22           | 1,334.23           |                    | 2,668.45           |
| <b>Total Personnel Services – Salaries</b>                              | <b>\$1,334.22</b>  | <b>\$1,334.23</b>  |                    | <b>\$2,668.45</b>  |
| 200 <u>Personnel Services – Employee Benefits</u>                       |                    |                    |                    |                    |
| 220 Social Security Contributions                                       | 99.93              | 99.93              |                    | 199.86             |
| 230 PSERS Retirement Contributions                                      | 457.50             | 457.51             |                    | 915.01             |
| 240 Tuition Reimbursement   | 34,037.75          | 34,037.75          |                    | 68,075.50          |
| <b>Total Personnel Services – Employee Benefits</b>                     | <b>\$34,595.18</b> | <b>\$34,595.19</b> |                    | <b>\$69,190.37</b> |
| 300 <u>Purchased Professional and Technical Services</u>                |                    |                    |                    |                    |
| 330 Other Professional Services   |                    |                    | 16,182.34          | 16,182.34          |
| 360 Employee Training and Development Services                          | 890.00             | 890.00             | 3,549.02           | 5,329.02           |
| <b>Total Purchased Professional and Technical Services</b>              | <b>\$890.00</b>    | <b>\$890.00</b>    | <b>\$19,731.36</b> | <b>\$21,511.36</b> |
| <b>Total 2270 Instructional Staff Professional Development Services</b> | <b>\$36,819.40</b> | <b>\$36,819.42</b> | <b>\$19,731.36</b> | <b>\$93,370.18</b> |



LEA : 119584503     Montrose Area SD

Printed 11/30/2020 6:37:00 PM

General Fund (10)

|   |                   |                  |                |              |
|---|-------------------|------------------|----------------|--------------|
| 2290 Other Instructional Staff Services       | <u>Elementary</u> | <u>Secondary</u> | <u>Federal</u> | <u>Total</u> |
| 600 <u>Supplies</u>                           |                   |                  |                |              |
| 640 Books and Periodicals                     |                   | 171.48           |                | 171.48       |
| Total Supplies                                |                   | \$171.48         |                | \$171.48     |
| Total 2290 Other Instructional Staff Services |                   | \$171.48         |                | \$171.48     |

LEA : 119584503      Montrose Area SD

Printed 11/30/2020 6:37:00 PM

|   |                          |                         |                       |                       |
|---|--------------------------|-------------------------|-----------------------|-----------------------|
| <b>General Fund (10)</b>  |                          |                         |                       |                       |
| <b>2300 Support Services – Administration</b>                   | <b><u>Elementary</u></b> | <b><u>Secondary</u></b> | <b><u>Federal</u></b> | <b><u>Total</u></b>   |
| <b>100 <u>Personnel Services – Salaries</u></b>                 |                          |                         |                       |                       |
| 100 Personnel Services – Salaries                               | 332,045.40               | 284,000.64              |                       | 817,012.23            |
| <b>Total Personnel Services – Salaries</b>                      | <b>\$332,045.40</b>      | <b>\$284,000.64</b>     |                       | <b>\$817,012.23</b>   |
| <b>200 <u>Personnel Services – Employee Benefits</u></b>        |                          |                         |                       |                       |
| 210 Group Insurance – Contracted Provider                       | 36,082.10                | 65,986.74               |                       | 117,869.43            |
| 220 Social Security Contributions                               | 25,025.71                | 21,228.01               |                       | 61,502.84             |
| 230 PSERS Retirement Contributions                              | 113,696.55               | 97,383.86               |                       | 268,551.99            |
| 260 Workers' Compensation                                       | 1,081.85                 | 1,344.61                |                       | 3,280.07              |
| <b>Total Personnel Services – Employee Benefits</b>             | <b>\$175,886.21</b>      | <b>\$185,943.22</b>     |                       | <b>\$451,204.33</b>   |
| <b>300 <u>Purchased Professional and Technical Services</u></b> |                          |                         |                       |                       |
| 310 Official / Administrative Services                          |                          |                         |                       | 38,939.71             |
| 329 Professional Educational Services – Other                   |                          |                         |                       | 6,000.00              |
| 330 Other Professional Services                                 |                          |                         |                       | 69,831.66             |
| <b>Total Purchased Professional and Technical Services</b>      |                          |                         |                       | <b>\$114,771.37</b>   |
| <b>400 <u>Purchased Property Services</u></b>                   |                          |                         |                       |                       |
| 440 Rentals   |                          |                         |                       | 1,664.52              |
| <b>Total Purchased Property Services</b>                        |                          |                         |                       | <b>\$1,664.52</b>     |
| <b>500 <u>Other Purchased Services</u></b>                      |                          |                         |                       |                       |
| 520 Insurance – General   |                          |                         |                       | 1,821.00              |
| 530 Communications  | 5,011.19                 | 4,521.54                |                       | 9,532.73              |
| 549 Other Advertising/Public Relations                          |                          |                         |                       | 11,802.04             |
| 550 Printing and Binding  |                          |                         |                       | 9,928.16              |
| 580 Travel  | 2,706.03                 | 7,423.35                |                       | 12,315.37             |
| <b>Total Other Purchased Services</b>                           | <b>\$7,717.22</b>        | <b>\$11,944.89</b>      |                       | <b>\$45,399.30</b>    |
| <b>600 <u>Supplies</u></b>                                      |                          |                         |                       |                       |
| 610 General Supplies  | 191.81                   |                         |                       | 719.53                |
| 630 Food  |                          |                         |                       | 756.83                |
| <b>Total Supplies</b>   | <b>\$191.81</b>          |                         |                       | <b>\$1,476.36</b>     |
| <b>800 <u>Other Objects</u></b>                                 |                          |                         |                       |                       |
| 810 Dues and Fees   | 79.00                    | 1,698.00                |                       | 16,848.89             |
| 890 Miscellaneous Expenditures                                  |                          |                         |                       | 561.02                |
| <b>Total Other Objects</b>                                      | <b>\$79.00</b>           | <b>\$1,698.00</b>       |                       | <b>\$17,409.91</b>    |
| <b>Total 2300 Support Services – Administration</b>             | <b>\$515,919.64</b>      | <b>\$483,586.75</b>     |                       | <b>\$1,448,938.02</b> |

LEA : 119584503      Montrose Area SD

Printed 11/30/2020 6:37:00 PM

|   |                   |                  |                |              |
|---|-------------------|------------------|----------------|--------------|
| General Fund (10)                                 |                   |                  |                |              |
| 2310 Board Services                               |                   |                  |                |              |
|   | <u>Elementary</u> | <u>Secondary</u> | <u>Federal</u> | <u>Total</u> |
| 100 <u>Personnel Services – Salaries</u>          |                   |                  |                |              |
| 100 Personnel Services – Salaries                 |                   |                  |                | 4,000.10     |
| Total Personnel Services – Salaries               |                   |                  |                | \$4,000.10   |
| 200 <u>Personnel Services – Employee Benefits</u> |                   |                  |                |              |
| 220 Social Security Contributions                 |                   |                  |                | 292.42       |
| 230 PSERS Retirement Contributions                |                   |                  |                | 1,371.75     |
| Total Personnel Services – Employee Benefits      |                   |                  |                | \$1,664.17   |
| 500 <u>Other Purchased Services</u>               |                   |                  |                |              |
| 549 Other Advertising/Public Relations            |                   |                  |                | 11,802.04    |
| 580 Travel  |                   |                  |                | 675.99       |
| Total Other Purchased Services                    |                   |                  |                | \$12,478.03  |
| 600 <u>Supplies</u>                               |                   |                  |                |              |
| 630 Food  |                   |                  |                | 469.39       |
| Total Supplies                                    |                   |                  |                | \$469.39     |
| 800 <u>Other Objects</u>                          |                   |                  |                |              |
| 810 Dues and Fees                                 |                   |                  |                | 12,458.89    |
| 890 Miscellaneous Expenditures                    |                   |                  |                | 476.50       |
| Total Other Objects                               |                   |                  |                | \$12,935.39  |
| Total 2310 Board Services                         |                   |                  |                | \$31,547.08  |

LEA : 119584503     Montrose Area SD

Printed 11/30/2020 6:37:00 PM

General Fund (10)

|  |                   |                  |                |              |
|--|-------------------|------------------|----------------|--------------|
| 2320 Board Treasurer Services                            | <u>Elementary</u> | <u>Secondary</u> | <u>Federal</u> | <u>Total</u> |
| 300 <u>Purchased Professional and Technical Services</u> |                   |                  |                |              |
| 330 Other Professional Services                          |                   |                  |                | 21,549.72    |
| Total Purchased Professional and Technical Services      |                   |                  |                | \$21,549.72  |
| 800 <u>Other Objects</u>                                 |                   |                  |                |              |
| 810 Dues and Fees  |                   |                  |                | 50.00        |
| Total Other Objects                                      |                   |                  |                | \$50.00      |
| Total 2320 Board Treasurer Services                      |                   |                  |                | \$21,599.72  |

LEA : 119584503      Montrose Area SD

Printed 11/30/2020 6:37:00 PM

|  |                   |                  |                |              |
|--|-------------------|------------------|----------------|--------------|
| General Fund (10)  |                   |                  |                |              |
| 2330 Tax Assessment and Collection Services              | <u>Elementary</u> | <u>Secondary</u> | <u>Federal</u> | <u>Total</u> |
| 100 <u>Personnel Services – Salaries</u>                 |                   |                  |                |              |
| 100 Personnel Services – Salaries                        |                   |                  |                | 33,361.70    |
| Total Personnel Services – Salaries                      |                   |                  |                | \$33,361.70  |
| 200 <u>Personnel Services – Employee Benefits</u>        |                   |                  |                |              |
| 220 Social Security Contributions                        |                   |                  |                | 2,549.80     |
| Total Personnel Services – Employee Benefits             |                   |                  |                | \$2,549.80   |
| 300 <u>Purchased Professional and Technical Services</u> |                   |                  |                |              |
| 310 Official / Administrative Services                   |                   |                  |                | 38,939.71    |
| Total Purchased Professional and Technical Services      |                   |                  |                | \$38,939.71  |
| 500 <u>Other Purchased Services</u>                      |                   |                  |                |              |
| 520 Insurance – General                                  |                   |                  |                | 1,821.00     |
| 550 Printing and Binding                                 |                   |                  |                | 9,928.16     |
| Total Other Purchased Services                           |                   |                  |                | \$11,749.16  |
| Total 2330 Tax Assessment and Collection Services        |                   |                  |                | \$86,600.37  |

LEA : 119584503      Montrose Area SD

Printed 11/30/2020 6:37:00 PM

|  |                   |                  |                |                    |
|--|-------------------|------------------|----------------|--------------------|
| General Fund (10)  |                   |                  |                |                    |
| 2350 Legal and Accounting Services                         | <u>Elementary</u> | <u>Secondary</u> | <u>Federal</u> | <u>Total</u>       |
| 300 <u>Purchased Professional and Technical Services</u>   |                   |                  |                |                    |
| 330 Other Professional Services                            |                   |                  |                | 48,281.94          |
| <b>Total Purchased Professional and Technical Services</b> |                   |                  |                | <b>\$48,281.94</b> |
| <b>Total 2350 Legal and Accounting Services</b>            |                   |                  |                | <b>\$48,281.94</b> |

LEA : 119584503      Montrose Area SD

Printed 11/30/2020 6:37:00 PM

|   |                   |                  |                |              |
|---|-------------------|------------------|----------------|--------------|
| General Fund (10)   |                   |                  |                |              |
| 2360 Office of the Superintendent / Executive Director Services       | <u>Elementary</u> | <u>Secondary</u> | <u>Federal</u> | <u>Total</u> |
| 100 <u>Personnel Services – Salaries</u>                              |                   |                  |                |              |
| 100 Personnel Services – Salaries                                     |                   |                  |                | 163,604.39   |
| Total Personnel Services – Salaries                                   |                   |                  |                | \$163,604.39 |
| 200 <u>Personnel Services – Employee Benefits</u>                     |                   |                  |                |              |
| 210 Group Insurance – Contracted Provider                             |                   |                  |                | 15,800.59    |
| 220 Social Security Contributions                                     |                   |                  |                | 12,406.90    |
| 230 PSERS Retirement Contributions                                    |                   |                  |                | 56,099.83    |
| 260 Workers' Compensation   |                   |                  |                | 853.61       |
| Total Personnel Services – Employee Benefits                          |                   |                  |                | \$85,160.93  |
| 300 <u>Purchased Professional and Technical Services</u>              |                   |                  |                |              |
| 329 Professional Educational Services – Other                         |                   |                  |                | 6,000.00     |
| Total Purchased Professional and Technical Services                   |                   |                  |                | \$6,000.00   |
| 400 <u>Purchased Property Services</u>                                |                   |                  |                |              |
| 440 Rentals   |                   |                  |                | 1,664.52     |
| Total Purchased Property Services                                     |                   |                  |                | \$1,664.52   |
| 500 <u>Other Purchased Services</u>                                   |                   |                  |                |              |
| 580 Travel  |                   |                  |                | 1,510.00     |
| Total Other Purchased Services  |                   |                  |                | \$1,510.00   |
| 600 <u>Supplies</u>   |                   |                  |                |              |
| 610 General Supplies  |                   |                  |                | 527.72       |
| 630 Food  |                   |                  |                | 287.44       |
| Total Supplies  |                   |                  |                | \$815.16     |
| 800 <u>Other Objects</u>  |                   |                  |                |              |
| 810 Dues and Fees   |                   |                  |                | 2,563.00     |
| 890 Miscellaneous Expenditures  |                   |                  |                | 84.52        |
| Total Other Objects   |                   |                  |                | \$2,647.52   |
| Total 2360 Office of the Superintendent / Executive Director Services |                   |                  |                | \$261,402.52 |

LEA : 119584503      Montrose Area SD

Printed 11/30/2020 6:37:00 PM

|   |                     |                     |                |                     |
|---|---------------------|---------------------|----------------|---------------------|
| General Fund (10)                                   |                     |                     |                |                     |
| 2380 Office of the Principal Services               | <u>Elementary</u>   | <u>Secondary</u>    | <u>Federal</u> | <u>Total</u>        |
| 100 <u>Personnel Services – Salaries</u>            |                     |                     |                |                     |
| 100 Personnel Services – Salaries                   | 332,045.40          | 284,000.64          |                | 616,046.04          |
| <b>Total Personnel Services – Salaries</b>          | <b>\$332,045.40</b> | <b>\$284,000.64</b> |                | <b>\$616,046.04</b> |
| 200 <u>Personnel Services – Employee Benefits</u>   |                     |                     |                |                     |
| 210 Group Insurance – Contracted Provider           | 36,082.10           | 65,986.74           |                | 102,068.84          |
| 220 Social Security Contributions                   | 25,025.71           | 21,228.01           |                | 46,253.72           |
| 230 PSERS Retirement Contributions                  | 113,696.55          | 97,383.86           |                | 211,080.41          |
| 260 Workers' Compensation                           | 1,081.85            | 1,344.61            |                | 2,426.46            |
| <b>Total Personnel Services – Employee Benefits</b> | <b>\$175,886.21</b> | <b>\$185,943.22</b> |                | <b>\$361,829.43</b> |
| 500 <u>Other Purchased Services</u>                 |                     |                     |                |                     |
| 530 Communications                                  | 5,011.19            | 4,521.54            |                | 9,532.73            |
| 580 Travel  | 2,706.03            | 7,423.35            |                | 10,129.38           |
| <b>Total Other Purchased Services</b>               | <b>\$7,717.22</b>   | <b>\$11,944.89</b>  |                | <b>\$19,662.11</b>  |
| 600 <u>Supplies</u>                                 |                     |                     |                |                     |
| 610 General Supplies                                | 191.81              |                     |                | 191.81              |
| <b>Total Supplies</b>                               | <b>\$191.81</b>     |                     |                | <b>\$191.81</b>     |
| 800 <u>Other Objects</u>                            |                     |                     |                |                     |
| 810 Dues and Fees                                   | 79.00               | 1,698.00            |                | 1,777.00            |
| <b>Total Other Objects</b>                          | <b>\$79.00</b>      | <b>\$1,698.00</b>   |                | <b>\$1,777.00</b>   |
| <b>Total 2380 Office of the Principal Services</b>  | <b>\$515,919.64</b> | <b>\$483,586.75</b> |                | <b>\$999,506.39</b> |



LEA : 119584503      Montrose Area SD

Printed 11/30/2020 6:37:00 PM

General Fund (10)

| 2400 Support Services – Pupil Health                     | <u>Elementary</u> | <u>Secondary</u> | <u>Federal</u> | <u>Total</u> |
|--|-------------------|------------------|----------------|--------------|
| 100 <u>Personnel Services – Salaries</u>                 |                   |                  |                |              |
| 100 Personnel Services – Salaries                        |                   |                  |                | 188,811.92   |
| Total Personnel Services – Salaries                      |                   |                  |                | \$188,811.92 |
| 200 <u>Personnel Services – Employee Benefits</u>        |                   |                  |                |              |
| 210 Group Insurance – Contracted Provider                |                   |                  |                | 35,631.06    |
| 220 Social Security Contributions                        |                   |                  |                | 14,152.22    |
| 230 PSERS Retirement Contributions                       |                   |                  |                | 64,743.49    |
| 260 Workers' Compensation                                |                   |                  |                | 1,156.54     |
| Total Personnel Services – Employee Benefits             |                   |                  |                | \$115,683.31 |
| 300 <u>Purchased Professional and Technical Services</u> |                   |                  |                |              |
| 330 Other Professional Services                          |                   |                  |                | 4,925.78     |
| Total Purchased Professional and Technical Services      |                   |                  |                | \$4,925.78   |
| 400 <u>Purchased Property Services</u>                   |                   |                  |                |              |
| 430 Repairs and Maintenance Services                     |                   |                  |                | 225.00       |
| Total Purchased Property Services                        |                   |                  |                | \$225.00     |
| 600 <u>Supplies</u>                                      |                   |                  |                |              |
| 610 General Supplies                                     |                   |                  |                | 10,321.03    |
| Total Supplies   |                   |                  |                | \$10,321.03  |
| Total 2400 Support Services – Pupil Health               |                   |                  |                | \$319,967.04 |

LEA : 119584503      Montrose Area SD

Printed 11/30/2020 6:37:00 PM

|  |                   |                  |                |              |
|--|-------------------|------------------|----------------|--------------|
| General Fund (10)  |                   |                  |                |              |
| 2430 Dental Services                                     | <u>Elementary</u> | <u>Secondary</u> | <u>Federal</u> | <u>Total</u> |
| 300 <u>Purchased Professional and Technical Services</u> |                   |                  |                |              |
| 330 Other Professional Services                          |                   |                  |                | 4,925.78     |
| Total Purchased Professional and Technical Services      |                   |                  |                | \$4,925.78   |
| 600 <u>Supplies</u>                                      |                   |                  |                |              |
| 610 General Supplies                                     |                   |                  |                | 1,134.25     |
| Total Supplies   |                   |                  |                | \$1,134.25   |
| Total 2430 Dental Services                               |                   |                  |                | \$6,060.03   |

LEA : 119584503      Montrose Area SD

Printed 11/30/2020 6:37:00 PM

|   |                   |                  |                |              |
|---|-------------------|------------------|----------------|--------------|
| General Fund (10)                                 |                   |                  |                |              |
| 2440 Nursing Services                             | <u>Elementary</u> | <u>Secondary</u> | <u>Federal</u> | <u>Total</u> |
| 100 <u>Personnel Services – Salaries</u>          |                   |                  |                |              |
| 100 Personnel Services – Salaries                 |                   |                  |                | 188,811.92   |
| Total Personnel Services – Salaries               |                   |                  |                | \$188,811.92 |
| 200 <u>Personnel Services – Employee Benefits</u> |                   |                  |                |              |
| 210 Group Insurance – Contracted Provider         |                   |                  |                | 35,631.06    |
| 220 Social Security Contributions                 |                   |                  |                | 14,152.22    |
| 230 PSERS Retirement Contributions                |                   |                  |                | 64,743.49    |
| 260 Workers' Compensation                         |                   |                  |                | 1,156.54     |
| Total Personnel Services – Employee Benefits      |                   |                  |                | \$115,683.31 |
| 400 <u>Purchased Property Services</u>            |                   |                  |                |              |
| 430 Repairs and Maintenance Services              |                   |                  |                | 225.00       |
| Total Purchased Property Services                 |                   |                  |                | \$225.00     |
| 600 <u>Supplies</u>                               |                   |                  |                |              |
| 610 General Supplies                              |                   |                  |                | 9,186.78     |
| Total Supplies                                    |                   |                  |                | \$9,186.78   |
| Total 2440 Nursing Services                       |                   |                  |                | \$313,907.01 |

LEA : 119584503      Montrose Area SD

Printed 11/30/2020 6:37:00 PM

| General Fund (10)   |            |           |         |                     |
|---|------------|-----------|---------|---------------------|
| 2500 Support Services – Business                                | Elementary | Secondary | Federal | Total               |
| <b>100 <u>Personnel Services – Salaries</u></b>                 |            |           |         |                     |
| 100 Personnel Services – Salaries                               |            |           |         | 219,183.86          |
| <b>Total Personnel Services – Salaries</b>                      |            |           |         | <b>\$219,183.86</b> |
| <b>200 <u>Personnel Services – Employee Benefits</u></b>        |            |           |         |                     |
| 210 Group Insurance – Contracted Provider                       |            |           |         | 39,831.85           |
| 220 Social Security Contributions                               |            |           |         | 16,155.29           |
| 230 PSERS Retirement Contributions                              |            |           |         | 75,157.99           |
| 250 Unemployment Compensation                                   |            |           |         | 1,508.02            |
| 260 Workers' Compensation                                       |            |           |         | 7,300.09            |
| <b>Total Personnel Services – Employee Benefits</b>             |            |           |         | <b>\$139,953.24</b> |
| <b>300 <u>Purchased Professional and Technical Services</u></b> |            |           |         |                     |
| 330 Other Professional Services                                 |            |           |         | 11,833.25           |
| <b>Total Purchased Professional and Technical Services</b>      |            |           |         | <b>\$11,833.25</b>  |
| <b>400 <u>Purchased Property Services</u></b>                   |            |           |         |                     |
| 440 Rentals   |            |           |         | 7,767.84            |
| <b>Total Purchased Property Services</b>                        |            |           |         | <b>\$7,767.84</b>   |
| <b>500 <u>Other Purchased Services</u></b>                      |            |           |         |                     |
| 530 Communications  |            |           |         | 12,037.84           |
| 580 Travel  |            |           |         | 3,532.46            |
| <b>Total Other Purchased Services</b>                           |            |           |         | <b>\$15,570.30</b>  |
| <b>600 <u>Supplies</u></b>                                      |            |           |         |                     |
| 610 General Supplies  |            |           |         | 47,363.93           |
| <b>Total Supplies</b>   |            |           |         | <b>\$47,363.93</b>  |
| <b>800 <u>Other Objects</u></b>                                 |            |           |         |                     |
| 810 Dues and Fees   |            |           |         | 577.65              |
| <b>Total Other Objects</b>                                      |            |           |         | <b>\$577.65</b>     |
| <b>Total 2500 Support Services – Business</b>                   |            |           |         | <b>\$442,250.07</b> |

LEA : 119584503      Montrose Area SD

Printed 11/30/2020 6:37:00 PM

|  |                   |                  |                |              |
|--|-------------------|------------------|----------------|--------------|
| General Fund (10)  |                   |                  |                |              |
| 2510 Fiscal Services                                     | <u>Elementary</u> | <u>Secondary</u> | <u>Federal</u> | <u>Total</u> |
| 100 <u>Personnel Services – Salaries</u>                 |                   |                  |                |              |
| 100 Personnel Services – Salaries                        |                   |                  |                | 219,183.86   |
| Total Personnel Services – Salaries                      |                   |                  |                | \$219,183.86 |
| 200 <u>Personnel Services – Employee Benefits</u>        |                   |                  |                |              |
| 210 Group Insurance – Contracted Provider                |                   |                  |                | 39,831.85    |
| 220 Social Security Contributions                        |                   |                  |                | 16,155.29    |
| 230 PSERS Retirement Contributions                       |                   |                  |                | 75,157.99    |
| 250 Unemployment Compensation                            |                   |                  |                | 1,508.02     |
| 260 Workers' Compensation                                |                   |                  |                | 7,300.09     |
| Total Personnel Services – Employee Benefits             |                   |                  |                | \$139,953.24 |
| 300 <u>Purchased Professional and Technical Services</u> |                   |                  |                |              |
| 330 Other Professional Services                          |                   |                  |                | 11,833.25    |
| Total Purchased Professional and Technical Services      |                   |                  |                | \$11,833.25  |
| 400 <u>Purchased Property Services</u>                   |                   |                  |                |              |
| 440 Rentals  |                   |                  |                | 7,767.84     |
| Total Purchased Property Services                        |                   |                  |                | \$7,767.84   |
| 500 <u>Other Purchased Services</u>                      |                   |                  |                |              |
| 530 Communications                                       |                   |                  |                | 12,037.84    |
| 580 Travel   |                   |                  |                | 3,532.46     |
| Total Other Purchased Services                           |                   |                  |                | \$15,570.30  |
| 600 <u>Supplies</u>                                      |                   |                  |                |              |
| 610 General Supplies                                     |                   |                  |                | 47,363.93    |
| Total Supplies   |                   |                  |                | \$47,363.93  |
| 800 <u>Other Objects</u>                                 |                   |                  |                |              |
| 810 Dues and Fees  |                   |                  |                | 577.65       |
| Total Other Objects                                      |                   |                  |                | \$577.65     |
| Total 2510 Fiscal Services                               |                   |                  |                | \$442,250.07 |

LEA : 119584503     Montrose Area SD

Printed 11/30/2020 6:37:00 PM

General Fund (10)

| 2511 Supervision of Fiscal Services - Head of Component       | <u>Elementary</u> | <u>Secondary</u> | <u>Federal</u> | <u>Total</u> |
|---|-------------------|------------------|----------------|--------------|
| 100 <u>Personnel Services – Salaries</u>                      |                   |                  |                |              |
| 100 Personnel Services – Salaries                             |                   |                  |                | 219,183.86   |
| Total Personnel Services – Salaries                           |                   |                  |                | \$219,183.86 |
| 200 <u>Personnel Services – Employee Benefits</u>             |                   |                  |                |              |
| 210 Group Insurance – Contracted Provider                     |                   |                  |                | 39,831.85    |
| 220 Social Security Contributions                             |                   |                  |                | 16,155.29    |
| 230 PSERS Retirement Contributions                            |                   |                  |                | 75,157.99    |
| 250 Unemployment Compensation                                 |                   |                  |                | 1,508.02     |
| 260 Workers' Compensation                                     |                   |                  |                | 7,300.09     |
| Total Personnel Services – Employee Benefits                  |                   |                  |                | \$139,953.24 |
| Total 2511 Supervision of Fiscal Services - Head of Component |                   |                  |                | \$359,137.10 |

LEA : 119584503      Montrose Area SD

Printed 11/30/2020 6:37:00 PM

|  |                   |                  |                |              |
|--|-------------------|------------------|----------------|--------------|
| General Fund (10)  |                   |                  |                |              |
| 2512 Budgeting Services                                  | <u>Elementary</u> | <u>Secondary</u> | <u>Federal</u> | <u>Total</u> |
| 300 <u>Purchased Professional and Technical Services</u> |                   |                  |                |              |
| 330 Other Professional Services                          |                   |                  |                | 11,833.25    |
| Total Purchased Professional and Technical Services      |                   |                  |                | \$11,833.25  |
| 400 <u>Purchased Property Services</u>                   |                   |                  |                |              |
| 440 Rentals  |                   |                  |                | 7,767.84     |
| Total Purchased Property Services                        |                   |                  |                | \$7,767.84   |
| 500 <u>Other Purchased Services</u>                      |                   |                  |                |              |
| 530 Communications                                       |                   |                  |                | 12,037.84    |
| 580 Travel   |                   |                  |                | 3,532.46     |
| Total Other Purchased Services                           |                   |                  |                | \$15,570.30  |
| 600 <u>Supplies</u>                                      |                   |                  |                |              |
| 610 General Supplies                                     |                   |                  |                | 47,363.93    |
| Total Supplies   |                   |                  |                | \$47,363.93  |
| 800 <u>Other Objects</u>                                 |                   |                  |                |              |
| 810 Dues and Fees  |                   |                  |                | 577.65       |
| Total Other Objects                                      |                   |                  |                | \$577.65     |
| Total 2512 Budgeting Services                            |                   |                  |                | \$83,112.97  |

LEA : 119584503      Montrose Area SD

Printed 11/30/2020 6:37:00 PM

|  |                   |                  |                |                |
|--|-------------------|------------------|----------------|----------------|
| General Fund (10)  |                   |                  |                |                |
| 2600 Operation and Maintenance of Plant Services         | <u>Elementary</u> | <u>Secondary</u> | <u>Federal</u> | <u>Total</u>   |
| 100 <u>Personnel Services – Salaries</u>                 |                   |                  |                |                |
| 100 Personnel Services – Salaries                        |                   |                  |                | 548,431.73     |
| Total Personnel Services – Salaries                      |                   |                  |                | \$548,431.73   |
| 200 <u>Personnel Services – Employee Benefits</u>        |                   |                  |                |                |
| 210 Group Insurance – Contracted Provider                |                   |                  |                | 133,340.65     |
| 220 Social Security Contributions                        |                   |                  |                | 41,022.85      |
| 230 PSERS Retirement Contributions                       |                   |                  |                | 183,059.18     |
| 260 Workers' Compensation                                |                   |                  |                | 2,633.79       |
| Total Personnel Services – Employee Benefits             |                   |                  |                | \$360,056.47   |
| 300 <u>Purchased Professional and Technical Services</u> |                   |                  |                |                |
| 340 Technical Services                                   |                   |                  |                | 34,006.16      |
| 350 Security / Safety Services                           |                   |                  |                | 21,363.60      |
| Total Purchased Professional and Technical Services      |                   |                  |                | \$55,369.76    |
| 400 <u>Purchased Property Services</u>                   |                   |                  |                |                |
| 410 Cleaning Services                                    |                   |                  |                | 11,723.96      |
| 420 Utility Services                                     |                   |                  |                | 99,439.93      |
| 430 Repairs and Maintenance Services                     |                   |                  |                | 100,572.01     |
| 440 Rentals  |                   |                  |                | 7,689.77       |
| Total Purchased Property Services                        |                   |                  |                | \$219,425.67   |
| 500 <u>Other Purchased Services</u>                      |                   |                  |                |                |
| 523 General Property and Liability Insurance             |                   |                  |                | 83,709.85      |
| 530 Communications                                       |                   |                  |                | (6,148.14)     |
| 580 Travel   |                   |                  |                | 312.06         |
| Total Other Purchased Services                           |                   |                  |                | \$77,873.77    |
| 600 <u>Supplies</u>                                      |                   |                  |                |                |
| 610 General Supplies                                     | 62,137.22         | 65,564.21        |                | 127,701.43     |
| 620 Energy   |                   |                  |                | 349,036.14     |
| Total Supplies   | \$62,137.22       | \$65,564.21      |                | \$476,737.57   |
| 700 <u>Property</u>                                      |                   |                  |                |                |
| 762 Capitalized Equipment - Replacement                  |                   |                  |                | 50,626.22      |
| Total Property   |                   |                  |                | \$50,626.22    |
| 800 <u>Other Objects</u>                                 |                   |                  |                |                |
| 810 Dues and Fees  |                   |                  |                | (303.75)       |
| Total Other Objects                                      |                   |                  |                | (\$303.75)     |
| Total 2600 Operation and Maintenance of Plant Services   | \$62,137.22       | \$65,564.21      |                | \$1,788,217.44 |



LEA : 119584503      Montrose Area SD

Printed 11/30/2020 6:37:00 PM

General Fund (10)

| 2610 Supervision of Operation and Maintenance of Plant Services       | <u>Elementary</u> | <u>Secondary</u> | <u>Federal</u> | <u>Total</u> |
|---|-------------------|------------------|----------------|--------------|
| 100 <u>Personnel Services – Salaries</u>                              |                   |                  |                |              |
| 100 Personnel Services – Salaries                                     |                   |                  |                | 547,171.73   |
| Total Personnel Services – Salaries                                   |                   |                  |                | \$547,171.73 |
| 200 <u>Personnel Services – Employee Benefits</u>                     |                   |                  |                |              |
| 210 Group Insurance – Contracted Provider                             |                   |                  |                | 133,340.65   |
| 220 Social Security Contributions                                     |                   |                  |                | 40,926.46    |
| 230 PSERS Retirement Contributions                                    |                   |                  |                | 183,059.18   |
| 260 Workers' Compensation   |                   |                  |                | 2,633.79     |
| Total Personnel Services – Employee Benefits                          |                   |                  |                | \$359,960.08 |
| Total 2610 Supervision of Operation and Maintenance of Plant Services |                   |                  |                | \$907,131.81 |

LEA : 119584503      Montrose Area SD

Printed 11/30/2020 6:37:00 PM

General Fund (10)

| 2611 Supervision of Operation and Maintenance of Plant Services – Head of Component       | <u>Elementary</u> | <u>Secondary</u> | <u>Federal</u> | <u>Total</u> |
|---|-------------------|------------------|----------------|--------------|
| 100 <u>Personnel Services – Salaries</u>  |                   |                  |                |              |
| 100 Personnel Services – Salaries   |                   |                  |                | 547,171.73   |
| Total Personnel Services – Salaries   |                   |                  |                | \$547,171.73 |
| 200 <u>Personnel Services – Employee Benefits</u>   |                   |                  |                |              |
| 210 Group Insurance – Contracted Provider   |                   |                  |                | 133,340.65   |
| 220 Social Security Contributions   |                   |                  |                | 40,926.46    |
| 230 PSERS Retirement Contributions  |                   |                  |                | 183,059.18   |
| 260 Workers' Compensation   |                   |                  |                | 2,633.79     |
| Total Personnel Services – Employee Benefits  |                   |                  |                | \$359,960.08 |
| Total 2611 Supervision of Operation and Maintenance of Plant Services – Head of Component |                   |                  |                | \$907,131.81 |

LEA : 119584503      Montrose Area SD

Printed 11/30/2020 6:37:00 PM

|  |                   |                  |                |              |
|--|-------------------|------------------|----------------|--------------|
| General Fund (10)  |                   |                  |                |              |
| 2620 Operation of Buildings Services                     | <u>Elementary</u> | <u>Secondary</u> | <u>Federal</u> | <u>Total</u> |
| 300 <u>Purchased Professional and Technical Services</u> |                   |                  |                |              |
| 340 Technical Services                                   |                   |                  |                | 34,006.16    |
| Total Purchased Professional and Technical Services      |                   |                  |                | \$34,006.16  |
| 400 <u>Purchased Property Services</u>                   |                   |                  |                |              |
| 410 Cleaning Services                                    |                   |                  |                | 11,723.96    |
| 420 Utility Services                                     |                   |                  |                | 99,439.93    |
| 430 Repairs and Maintenance Services                     |                   |                  |                | 100,572.01   |
| 440 Rentals  |                   |                  |                | 7,689.77     |
| Total Purchased Property Services                        |                   |                  |                | \$219,425.67 |
| 500 <u>Other Purchased Services</u>                      |                   |                  |                |              |
| 523 General Property and Liability Insurance             |                   |                  |                | 83,709.85    |
| 530 Communications                                       |                   |                  |                | (6,148.14)   |
| 580 Travel   |                   |                  |                | 312.06       |
| Total Other Purchased Services                           |                   |                  |                | \$77,873.77  |
| 600 <u>Supplies</u>                                      |                   |                  |                |              |
| 610 General Supplies                                     | 62,137.22         | 65,564.21        |                | 127,701.43   |
| 620 Energy   |                   |                  |                | 349,036.14   |
| Total Supplies   | \$62,137.22       | \$65,564.21      |                | \$476,737.57 |
| 700 <u>Property</u>                                      |                   |                  |                |              |
| 762 Capitalized Equipment - Replacement                  |                   |                  |                | 50,626.22    |
| Total Property   |                   |                  |                | \$50,626.22  |
| 800 <u>Other Objects</u>                                 |                   |                  |                |              |
| 810 Dues and Fees  |                   |                  |                | (303.75)     |
| Total Other Objects                                      |                   |                  |                | (\$303.75)   |
| Total 2620 Operation of Buildings Services               | \$62,137.22       | \$65,564.21      |                | \$858,365.64 |

LEA : 119584503     Montrose Area SD

Printed 11/30/2020 6:37:00 PM

General Fund (10)

| 2660 Safety and Security Services                        | <u>Elementary</u> | <u>Secondary</u> | <u>Federal</u> | <u>Total</u> |
|--|-------------------|------------------|----------------|--------------|
| 100 <u>Personnel Services – Salaries</u>                 |                   |                  |                |              |
| 100 Personnel Services – Salaries                        |                   |                  |                | 1,260.00     |
| Total Personnel Services – Salaries                      |                   |                  |                | \$1,260.00   |
| 200 <u>Personnel Services – Employee Benefits</u>        |                   |                  |                |              |
| 220 Social Security Contributions                        |                   |                  |                | 96.39        |
| Total Personnel Services – Employee Benefits             |                   |                  |                | \$96.39      |
| 300 <u>Purchased Professional and Technical Services</u> |                   |                  |                |              |
| 350 Security / Safety Services                           |                   |                  |                | 21,363.60    |
| Total Purchased Professional and Technical Services      |                   |                  |                | \$21,363.60  |
| Total 2660 Safety and Security Services                  |                   |                  |                | \$22,719.99  |

LEA : 119584503      Montrose Area SD

Printed 11/30/2020 6:37:00 PM

|  |                   |                  |                |                |
|--|-------------------|------------------|----------------|----------------|
| General Fund (10)  |                   |                  |                |                |
| 2700 Student Transportation Services                     | <u>Elementary</u> | <u>Secondary</u> | <u>Federal</u> | <u>Total</u>   |
| 100 <u>Personnel Services – Salaries</u>                 |                   |                  |                |                |
| 100 Personnel Services – Salaries                        |                   |                  |                | 46,722.07      |
| Total Personnel Services – Salaries                      |                   |                  |                | \$46,722.07    |
| 200 <u>Personnel Services – Employee Benefits</u>        |                   |                  |                |                |
| 210 Group Insurance – Contracted Provider                |                   |                  |                | 13,544.57      |
| 220 Social Security Contributions                        |                   |                  |                | 3,416.06       |
| 230 PSERS Retirement Contributions                       |                   |                  |                | 16,020.88      |
| Total Personnel Services – Employee Benefits             |                   |                  |                | \$32,981.51    |
| 300 <u>Purchased Professional and Technical Services</u> |                   |                  |                |                |
| 330 Other Professional Services                          |                   |                  |                | 3,308.32       |
| Total Purchased Professional and Technical Services      |                   |                  |                | \$3,308.32     |
| 400 <u>Purchased Property Services</u>                   |                   |                  |                |                |
| 430 Repairs and Maintenance Services                     |                   |                  |                | 25,679.35      |
| Total Purchased Property Services                        |                   |                  |                | \$25,679.35    |
| 500 <u>Other Purchased Services</u>                      |                   |                  |                |                |
| 513 Contracted Carriers                                  |                   |                  | 4,849.00       | 1,886,530.13   |
| 516 Student Transportation Services From the IU          |                   |                  |                | 26.66          |
| 580 Travel   |                   |                  |                | 316.23         |
| Total Other Purchased Services                           |                   |                  | \$4,849.00     | \$1,886,873.02 |
| 600 <u>Supplies</u>                                      |                   |                  |                |                |
| 610 General Supplies                                     |                   |                  |                | 653.06         |
| Total Supplies   |                   |                  |                | \$653.06       |
| Total 2700 Student Transportation Services               |                   |                  | \$4,849.00     | \$1,996,217.33 |

LEA : 119584503     Montrose Area SD

Printed 11/30/2020 6:37:00 PM

General Fund (10)

|   |                   |                  |                |              |
|---|-------------------|------------------|----------------|--------------|
| 2710 Supervision of Student Transportation Services       | <u>Elementary</u> | <u>Secondary</u> | <u>Federal</u> | <u>Total</u> |
| 100 <u>Personnel Services – Salaries</u>                  |                   |                  |                |              |
| 100 Personnel Services – Salaries                         |                   |                  |                | 46,722.07    |
| Total Personnel Services – Salaries                       |                   |                  |                | \$46,722.07  |
| 200 <u>Personnel Services – Employee Benefits</u>         |                   |                  |                |              |
| 210 Group Insurance – Contracted Provider                 |                   |                  |                | 13,544.57    |
| 220 Social Security Contributions                         |                   |                  |                | 3,416.06     |
| 230 PSERS Retirement Contributions                        |                   |                  |                | 16,020.88    |
| Total Personnel Services – Employee Benefits              |                   |                  |                | \$32,981.51  |
| Total 2710 Supervision of Student Transportation Services |                   |                  |                | \$79,703.58  |

LEA : 119584503      Montrose Area SD

Printed 11/30/2020 6:37:00 PM

General Fund (10)

| 2711 Supervision of Student Transportation Services – Head of Component       | <u>Elementary</u> | <u>Secondary</u> | <u>Federal</u> | <u>Total</u> |
|---|-------------------|------------------|----------------|--------------|
| 100 <u>Personnel Services – Salaries</u>                                      |                   |                  |                |              |
| 100 Personnel Services – Salaries   |                   |                  |                | 46,722.07    |
| Total Personnel Services – Salaries   |                   |                  |                | \$46,722.07  |
| 200 <u>Personnel Services – Employee Benefits</u>                             |                   |                  |                |              |
| 210 Group Insurance – Contracted Provider                                     |                   |                  |                | 13,544.57    |
| 220 Social Security Contributions   |                   |                  |                | 3,416.06     |
| 230 PSERS Retirement Contributions  |                   |                  |                | 16,020.88    |
| Total Personnel Services – Employee Benefits                                  |                   |                  |                | \$32,981.51  |
| Total 2711 Supervision of Student Transportation Services – Head of Component |                   |                  |                | \$79,703.58  |

LEA : 119584503      Montrose Area SD

Printed 11/30/2020 6:37:00 PM

|   |                          |                         |                       |                       |
|---|--------------------------|-------------------------|-----------------------|-----------------------|
| <b>General Fund (10)</b>  |                          |                         |                       |                       |
| <b>2720 Vehicle Operation Services</b>                          | <u><b>Elementary</b></u> | <u><b>Secondary</b></u> | <u><b>Federal</b></u> | <u><b>Total</b></u>   |
| <b>300 <u>Purchased Professional and Technical Services</u></b> |                          |                         |                       |                       |
| 330 Other Professional Services                                 |                          |                         |                       | 3,308.32              |
| <b>Total Purchased Professional and Technical Services</b>      |                          |                         |                       | <b>\$3,308.32</b>     |
| <b>400 <u>Purchased Property Services</u></b>                   |                          |                         |                       |                       |
| 430 Repairs and Maintenance Services                            |                          |                         |                       | 25,679.35             |
| <b>Total Purchased Property Services</b>                        |                          |                         |                       | <b>\$25,679.35</b>    |
| <b>500 <u>Other Purchased Services</u></b>                      |                          |                         |                       |                       |
| 513 Contracted Carriers   |                          |                         | 4,849.00              | 1,780,115.73          |
| 516 Student Transportation Services From the IU                 |                          |                         |                       | 26.66                 |
| 580 Travel  |                          |                         |                       | 316.23                |
| <b>Total Other Purchased Services</b>                           |                          |                         | <b>\$4,849.00</b>     | <b>\$1,780,458.62</b> |
| <b>600 <u>Supplies</u></b>                                      |                          |                         |                       |                       |
| 610 General Supplies  |                          |                         |                       | 653.06                |
| <b>Total Supplies</b>   |                          |                         |                       | <b>\$653.06</b>       |
| <b>Total 2720 Vehicle Operation Services</b>                    |                          |                         | <b>\$4,849.00</b>     | <b>\$1,810,099.35</b> |



LEA : 119584503     Montrose Area SD

Printed 11/30/2020 6:37:00 PM

General Fund (10)

|                                     |                   |                  |                |              |
|-------------------------------------|-------------------|------------------|----------------|--------------|
| 2750 Nonpublic Transportation       | <u>Elementary</u> | <u>Secondary</u> | <u>Federal</u> | <u>Total</u> |
| 500 <u>Other Purchased Services</u> |                   |                  |                |              |
| 513 Contracted Carriers             |                   |                  |                | 106,414.40   |
| Total Other Purchased Services      |                   |                  |                | \$106,414.40 |
| Total 2750 Nonpublic Transportation |                   |                  |                | \$106,414.40 |

LEA : 119584503      Montrose Area SD

Printed 11/30/2020 6:37:00 PM

|   |                          |                         |                       |                       |
|---|--------------------------|-------------------------|-----------------------|-----------------------|
| <b>General Fund (10)</b>  |                          |                         |                       |                       |
| <b>2800 Support Services – Central</b>                          | <b><u>Elementary</u></b> | <b><u>Secondary</u></b> | <b><u>Federal</u></b> | <b><u>Total</u></b>   |
| <b>100 <u>Personnel Services – Salaries</u></b>                 |                          |                         |                       |                       |
| 100 Personnel Services – Salaries                               |                          |                         |                       | 481,614.78            |
| <b>Total Personnel Services – Salaries</b>                      |                          |                         |                       | <b>\$481,614.78</b>   |
| <b>200 <u>Personnel Services – Employee Benefits</u></b>        |                          |                         |                       |                       |
| 210 Group Insurance – Contracted Provider                       |                          |                         |                       | 65,258.96             |
| 220 Social Security Contributions                               |                          |                         |                       | 34,585.94             |
| 230 PSERS Retirement Contributions                              |                          |                         |                       | 116,593.39            |
| 260 Workers' Compensation                                       |                          |                         |                       | 1,724.12              |
| 270 Group Insurance – Self-Insurance                            |                          |                         |                       | (14,126.31)           |
| 280 Other Post-Employment Benefits (OPEB)                       |                          |                         |                       | 173,586.05            |
| <b>Total Personnel Services – Employee Benefits</b>             |                          |                         |                       | <b>\$377,622.15</b>   |
| <b>300 <u>Purchased Professional and Technical Services</u></b> |                          |                         |                       |                       |
| 329 Professional Educational Services – Other                   |                          |                         |                       | 5,449.47              |
| <b>Total Purchased Professional and Technical Services</b>      |                          |                         |                       | <b>\$5,449.47</b>     |
| <b>400 <u>Purchased Property Services</u></b>                   |                          |                         |                       |                       |
| 430 Repairs and Maintenance Services                            |                          |                         |                       | 133,019.10            |
| <b>Total Purchased Property Services</b>                        |                          |                         |                       | <b>\$133,019.10</b>   |
| <b>500 <u>Other Purchased Services</u></b>                      |                          |                         |                       |                       |
| 530 Communications  |                          |                         |                       | 82,203.99             |
| 550 Printing and Binding  |                          |                         |                       | 763.55                |
| 580 Travel  |                          |                         |                       | 4,929.77              |
| <b>Total Other Purchased Services</b>                           |                          |                         |                       | <b>\$87,897.31</b>    |
| <b>600 <u>Supplies</u></b>                                      |                          |                         |                       |                       |
| 610 General Supplies  |                          |                         |                       | 375.93                |
| 640 Books and Periodicals                                       |                          |                         | 3,708.00              | 13,537.50             |
| 650 Supplies & Fees – Technology Related                        |                          |                         |                       | 101,784.50            |
| <b>Total Supplies</b>   |                          |                         | <b>\$3,708.00</b>     | <b>\$115,697.93</b>   |
| <b>700 <u>Property</u></b>                                      |                          |                         |                       |                       |
| 756 Capitalized Technology Equipment – Original                 |                          |                         | 85,045.00             | 85,045.00             |
| 768 Capitalized Technology Software - Replacement               |                          |                         |                       | 152,787.53            |
| <b>Total Property</b>   |                          |                         | <b>\$85,045.00</b>    | <b>\$237,832.53</b>   |
| <b>800 <u>Other Objects</u></b>                                 |                          |                         |                       |                       |
| 810 Dues and Fees   |                          |                         |                       | 140.00                |
| <b>Total Other Objects</b>                                      |                          |                         |                       | <b>\$140.00</b>       |
| <b>Total 2800 Support Services – Central</b>                    |                          |                         | <b>\$88,753.00</b>    | <b>\$1,439,273.27</b> |

LEA : 119584503      Montrose Area SD

Printed 11/30/2020 6:37:00 PM

|  |                   |                  |                |              |
|--|-------------------|------------------|----------------|--------------|
| General Fund (10)  |                   |                  |                |              |
| 2810 Planning, Research, Development and Evaluation Services       | <u>Elementary</u> | <u>Secondary</u> | <u>Federal</u> | <u>Total</u> |
| 300 <u>Purchased Professional and Technical Services</u>           |                   |                  |                |              |
| 329 Professional Educational Services – Other                      |                   |                  |                | 5,449.47     |
| Total Purchased Professional and Technical Services                |                   |                  |                | \$5,449.47   |
| 400 <u>Purchased Property Services</u>                             |                   |                  |                |              |
| 430 Repairs and Maintenance Services                               |                   |                  |                | 133,019.10   |
| Total Purchased Property Services                                  |                   |                  |                | \$133,019.10 |
| 500 <u>Other Purchased Services</u>                                |                   |                  |                |              |
| 530 Communications   |                   |                  |                | 82,203.99    |
| 580 Travel   |                   |                  |                | 4,929.77     |
| Total Other Purchased Services                                     |                   |                  |                | \$87,133.76  |
| 600 <u>Supplies</u>  |                   |                  |                |              |
| 610 General Supplies   |                   |                  |                | 375.93       |
| 640 Books and Periodicals  |                   |                  | 3,708.00       | 13,537.50    |
| 650 Supplies & Fees – Technology Related                           |                   |                  |                | 101,784.50   |
| Total Supplies   |                   |                  | \$3,708.00     | \$115,697.93 |
| 700 <u>Property</u>  |                   |                  |                |              |
| 756 Capitalized Technology Equipment– Original                     |                   |                  | 85,045.00      | 85,045.00    |
| 768 Capitalized Technology Software - Replacement                  |                   |                  |                | 152,787.53   |
| Total Property   |                   |                  | \$85,045.00    | \$237,832.53 |
| 800 <u>Other Objects</u>   |                   |                  |                |              |
| 810 Dues and Fees  |                   |                  |                | 140.00       |
| Total Other Objects  |                   |                  |                | \$140.00     |
| Total 2810 Planning, Research, Development and Evaluation Services |                   |                  | \$88,753.00    | \$579,272.79 |

LEA : 119584503      Montrose Area SD

Printed 11/30/2020 6:37:00 PM

|   |                   |                  |                |              |
|---|-------------------|------------------|----------------|--------------|
| General Fund (10)                                 |                   |                  |                |              |
| 2820 Information Services                         | <u>Elementary</u> | <u>Secondary</u> | <u>Federal</u> | <u>Total</u> |
| 100 <u>Personnel Services – Salaries</u>          |                   |                  |                |              |
| 100 Personnel Services – Salaries                 |                   |                  |                | 345,589.47   |
| Total Personnel Services – Salaries               |                   |                  |                | \$345,589.47 |
| 200 <u>Personnel Services – Employee Benefits</u> |                   |                  |                |              |
| 210 Group Insurance – Contracted Provider         |                   |                  |                | 57,799.34    |
| 220 Social Security Contributions                 |                   |                  |                | 25,836.39    |
| 230 PSERS Retirement Contributions                |                   |                  |                | 115,725.52   |
| 260 Workers' Compensation                         |                   |                  |                | 1,724.12     |
| Total Personnel Services – Employee Benefits      |                   |                  |                | \$201,085.37 |
| 500 <u>Other Purchased Services</u>               |                   |                  |                |              |
| 550 Printing and Binding                          |                   |                  |                | 763.55       |
| Total Other Purchased Services                    |                   |                  |                | \$763.55     |
| Total 2820 Information Services                   |                   |                  |                | \$547,438.39 |

LEA : 119584503     Montrose Area SD

Printed 11/30/2020 6:37:00 PM

General Fund (10)

| 2821 Supervision of Information Services          | <u>Elementary</u> | <u>Secondary</u> | <u>Federal</u> | <u>Total</u> |
|---|-------------------|------------------|----------------|--------------|
| 100 <u>Personnel Services – Salaries</u>          |                   |                  |                |              |
| 100 Personnel Services – Salaries                 |                   |                  |                | 345,589.47   |
| Total Personnel Services – Salaries               |                   |                  |                | \$345,589.47 |
| 200 <u>Personnel Services – Employee Benefits</u> |                   |                  |                |              |
| 210 Group Insurance – Contracted Provider         |                   |                  |                | 57,799.34    |
| 220 Social Security Contributions                 |                   |                  |                | 25,836.39    |
| 230 PSERS Retirement Contributions                |                   |                  |                | 115,725.52   |
| 260 Workers' Compensation                         |                   |                  |                | 1,724.12     |
| Total Personnel Services – Employee Benefits      |                   |                  |                | \$201,085.37 |
| Total 2821 Supervision of Information Services    |                   |                  |                | \$546,674.84 |

LEA : 119584503     Montrose Area SD

Printed 11/30/2020 6:37:00 PM

|  |                   |                  |                |              |
|--|-------------------|------------------|----------------|--------------|
| General Fund (10)                      |                   |                  |                |              |
| 2823 Public Information Services       | <u>Elementary</u> | <u>Secondary</u> | <u>Federal</u> | <u>Total</u> |
| 500 <u>Other Purchased Services</u>    |                   |                  |                |              |
| 550 Printing and Binding               |                   |                  |                | 763.55       |
| Total Other Purchased Services         |                   |                  |                | \$763.55     |
| Total 2823 Public Information Services |                   |                  |                | \$763.55     |

LEA : 119584503     Montrose Area SD

Printed 11/30/2020 6:37:00 PM

General Fund (10)

2830 Staff Services

|  | <u>Elementary</u> | <u>Secondary</u> | <u>Federal</u> | <u>Total</u>        |
|--|-------------------|------------------|----------------|---------------------|
| <b>100 <u>Personnel Services – Salaries</u></b>          |                   |                  |                |                     |
| 100 Personnel Services – Salaries                        |                   |                  |                | 136,025.31          |
| <b>Total Personnel Services – Salaries</b>               |                   |                  |                | <b>\$136,025.31</b> |
| <b>200 <u>Personnel Services – Employee Benefits</u></b> |                   |                  |                |                     |
| 210 Group Insurance – Contracted Provider                |                   |                  |                | 7,459.62            |
| 220 Social Security Contributions                        |                   |                  |                | 8,749.55            |
| 230 PSERS Retirement Contributions                       |                   |                  |                | 867.87              |
| 270 Group Insurance – Self-Insurance                     |                   |                  |                | (14,126.31)         |
| 280 Other Post-Employment Benefits (OPEB)                |                   |                  |                | 173,586.05          |
| <b>Total Personnel Services – Employee Benefits</b>      |                   |                  |                | <b>\$176,536.78</b> |
| <b>Total 2830 Staff Services</b>                         |                   |                  |                | <b>\$312,562.09</b> |

LEA : 119584503     Montrose Area SD

Printed 11/30/2020 6:37:00 PM

General Fund (10)

2835 Health Services

|  | <u>Elementary</u> | <u>Secondary</u> | <u>Federal</u> | <u>Total</u>        |
|--|-------------------|------------------|----------------|---------------------|
| <b>100 <u>Personnel Services – Salaries</u></b>          |                   |                  |                |                     |
| 100 Personnel Services – Salaries                        |                   |                  |                | 136,025.31          |
| <b>Total Personnel Services – Salaries</b>               |                   |                  |                | <b>\$136,025.31</b> |
| <b>200 <u>Personnel Services – Employee Benefits</u></b> |                   |                  |                |                     |
| 210 Group Insurance – Contracted Provider                |                   |                  |                | 7,459.62            |
| 220 Social Security Contributions                        |                   |                  |                | 8,749.55            |
| 230 PSERS Retirement Contributions                       |                   |                  |                | 867.87              |
| 270 Group Insurance – Self-Insurance                     |                   |                  |                | (14,126.31)         |
| 280 Other Post-Employment Benefits (OPEB)                |                   |                  |                | 173,586.05          |
| <b>Total Personnel Services – Employee Benefits</b>      |                   |                  |                | <b>\$176,536.78</b> |
| <b>Total 2835 Health Services</b>                        |                   |                  |                | <b>\$312,562.09</b> |



LEA : 119584503      Montrose Area SD

Printed 11/30/2020 6:37:00 PM

|                                     |                   |                  |                |              |
|-------------------------------------|-------------------|------------------|----------------|--------------|
| General Fund (10)                   |                   |                  |                |              |
| 2900 Other Support Services         | <u>Elementary</u> | <u>Secondary</u> | <u>Federal</u> | <u>Total</u> |
| 500 <u>Other Purchased Services</u> |                   |                  |                |              |
| 595 IU Payments By Withholding      |                   |                  |                | 25,071.74    |
| Total Other Purchased Services      |                   |                  |                | \$25,071.74  |
| Total 2900 Other Support Services   |                   |                  |                | \$25,071.74  |

LEA : 119584503      Montrose Area SD

Printed 11/30/2020 6:37:00 PM

|   |                   |                  |                |              |
|---|-------------------|------------------|----------------|--------------|
| General Fund (10)   |                   |                  |                |              |
| 2910 Support Services Not Listed Elsewhere In the 2000 Series       | <u>Elementary</u> | <u>Secondary</u> | <u>Federal</u> | <u>Total</u> |
| 500 <u>Other Purchased Services</u>                                 |                   |                  |                |              |
| 595 IU Payments By Withholding                                      |                   |                  |                | 25,071.74    |
| Total Other Purchased Services                                      |                   |                  |                | \$25,071.74  |
| Total 2910 Support Services Not Listed Elsewhere In the 2000 Series |                   |                  |                | \$25,071.74  |

LEA : 119584503      Montrose Area SD

Printed 11/30/2020 6:37:07 PM

|   |                     |
|---|---------------------|
| <b>General Fund (10)</b>  |                     |
| <b>3000 Operation of Non-Instructional Services</b>             | <b><u>Total</u></b> |
| <b>100 <u>Personnel Services – Salaries</u></b>                 |                     |
| 100 Personnel Services – Salaries                               | 188,173.94          |
| <b>Total Personnel Services – Salaries</b>                      | <b>\$188,173.94</b> |
| <b>200 <u>Personnel Services – Employee Benefits</u></b>        |                     |
| 220 Social Security Contributions                               | 14,081.61           |
| 230 PSERS Retirement Contributions                              | 59,313.46           |
| 260 Workers' Compensation                                       | 962.99              |
| <b>Total Personnel Services – Employee Benefits</b>             | <b>\$74,358.06</b>  |
| <b>300 <u>Purchased Professional and Technical Services</u></b> |                     |
| 329 Professional Educational Services – Other                   | 1,660.00            |
| 330 Other Professional Services                                 | 25,630.00           |
| 340 Technical Services  | 21,403.25           |
| <b>Total Purchased Professional and Technical Services</b>      | <b>\$48,693.25</b>  |
| <b>400 <u>Purchased Property Services</u></b>                   |                     |
| 430 Repairs and Maintenance Services                            | 7,303.50            |
| 440 Rentals   | 3,400.00            |
| <b>Total Purchased Property Services</b>                        | <b>\$10,703.50</b>  |
| <b>500 <u>Other Purchased Services</u></b>                      |                     |
| 510 Student Transportation Services                             | 38,056.70           |
| 530 Communications  | 960.91              |
| 580 Travel  | 7,903.74            |
| <b>Total Other Purchased Services</b>                           | <b>\$46,921.35</b>  |
| <b>600 <u>Supplies</u></b>                                      |                     |
| 610 General Supplies  | 45,381.74           |
| <b>Total Supplies</b>   | <b>\$45,381.74</b>  |
| <b>800 <u>Other Objects</u></b>                                 |                     |
| 810 Dues and Fees   | 14,058.27           |
| 860 Grants To Municipal and Community Service Organizations     | 1,237.00            |
| <b>Total Other Objects</b>                                      | <b>\$15,295.27</b>  |
| <b>Total 3000 Operation of Non-Instructional Services</b>       | <b>\$429,527.11</b> |

LEA : 119584503      Montrose Area SD

Printed 11/30/2020 6:37:07 PM

|  |                   |                  |                |              |
|--|-------------------|------------------|----------------|--------------|
| General Fund (10)  |                   |                  |                |              |
| 3200 Student Activities                                  | <u>Elementary</u> | <u>Secondary</u> | <u>Federal</u> | <u>Total</u> |
| 100 <u>Personnel Services – Salaries</u>                 |                   |                  |                |              |
| 100 Personnel Services – Salaries                        |                   |                  |                | 188,173.94   |
| Total Personnel Services – Salaries                      |                   |                  |                | \$188,173.94 |
| 200 <u>Personnel Services – Employee Benefits</u>        |                   |                  |                |              |
| 220 Social Security Contributions                        |                   |                  |                | 14,081.61    |
| 230 PSERS Retirement Contributions                       |                   |                  |                | 59,313.46    |
| 260 Workers’ Compensation                                |                   |                  |                | 962.99       |
| Total Personnel Services – Employee Benefits             |                   |                  |                | \$74,358.06  |
| 300 <u>Purchased Professional and Technical Services</u> |                   |                  |                |              |
| 329 Professional Educational Services – Other            |                   |                  |                | 1,660.00     |
| 330 Other Professional Services                          |                   |                  |                | 25,630.00    |
| 340 Technical Services                                   |                   |                  |                | 21,403.25    |
| Total Purchased Professional and Technical Services      |                   |                  |                | \$48,693.25  |
| 400 <u>Purchased Property Services</u>                   |                   |                  |                |              |
| 430 Repairs and Maintenance Services                     |                   |                  |                | 7,303.50     |
| 440 Rentals  |                   |                  |                | 3,400.00     |
| Total Purchased Property Services                        |                   |                  |                | \$10,703.50  |
| 500 <u>Other Purchased Services</u>                      |                   |                  |                |              |
| 510 Student Transportation Services                      |                   |                  |                | 38,056.70    |
| 530 Communications                                       |                   |                  |                | 960.91       |
| 580 Travel   |                   |                  |                | 7,903.74     |
| Total Other Purchased Services                           |                   |                  |                | \$46,921.35  |
| 600 <u>Supplies</u>                                      |                   |                  |                |              |
| 610 General Supplies                                     |                   |                  |                | 45,381.74    |
| Total Supplies   |                   |                  |                | \$45,381.74  |
| 800 <u>Other Objects</u>                                 |                   |                  |                |              |
| 810 Dues and Fees  |                   |                  |                | 14,058.27    |
| Total Other Objects                                      |                   |                  |                | \$14,058.27  |
| Total 3200 Student Activities                            |                   |                  |                | \$428,290.11 |

LEA : 119584503     Montrose Area SD

Printed 11/30/2020 6:37:07 PM

|   |                   |                  |                |              |
|---|-------------------|------------------|----------------|--------------|
| General Fund (10)   |                   |                  |                |              |
| 3300 Community Services                                     | <u>Elementary</u> | <u>Secondary</u> | <u>Federal</u> | <u>Total</u> |
| 800 <u>Other Objects</u>                                    |                   |                  |                |              |
| 860 Grants To Municipal and Community Service Organizations |                   |                  |                | 1,237.00     |
| Total Other Objects   |                   |                  |                | \$1,237.00   |
| Total 3300 Community Services                               |                   |                  |                | \$1,237.00   |

LEA : 119584503     Montrose Area SD

Printed 11/30/2020 6:37:20 PM

General Fund (10)

| 5000 Other Expenditures and Financing Uses               |  | <u>Total</u> |
|--|--|--------------|
| 800 <u>Other Objects</u>                                 |  |              |
| 830 Interest   |  | 81,767.50    |
| 880 Refunds of Prior Years' Receipts                     |  | 2,557.68     |
| Total Other Objects                                      |  | \$84,325.18  |
| 900 <u>Other Uses of Funds</u>                           |  |              |
| 910 Redemption of Principal                              |  | 500,000.00   |
| 932 Capital Reserve Fund Transfers Applicable To Fund 32 |  | 370,410.05   |
| Total Other Uses of Funds                                |  | \$870,410.05 |
| Total 5000 Other Expenditures and Financing Uses         |  | \$954,735.23 |

LEA : 119584503      Montrose Area SD

Printed 11/30/2020 6:37:20 PM

|   |                   |                  |                |              |
|---|-------------------|------------------|----------------|--------------|
| General Fund (10)   |                   |                  |                |              |
| 5100 Debt Service / Other Expenditures and Financing Uses       | <u>Elementary</u> | <u>Secondary</u> | <u>Federal</u> | <u>Total</u> |
| 800 <u>Other Objects</u>  |                   |                  |                |              |
| 830 Interest  |                   |                  |                | 81,767.50    |
| 880 Refunds of Prior Years' Receipts                            |                   |                  |                | 2,557.68     |
| Total Other Objects   |                   |                  |                | \$84,325.18  |
| 900 <u>Other Uses of Funds</u>                                  |                   |                  |                |              |
| 910 Redemption of Principal                                     |                   |                  |                | 500,000.00   |
| Total Other Uses of Funds                                       |                   |                  |                | \$500,000.00 |
| Total 5100 Debt Service / Other Expenditures and Financing Uses |                   |                  |                | \$584,325.18 |

LEA : 119584503     Montrose Area SD

Printed 11/30/2020 6:37:20 PM

General Fund (10)

|                                |                   |                  |                |              |
|--------------------------------|-------------------|------------------|----------------|--------------|
| 5110 Debt Service              | <u>Elementary</u> | <u>Secondary</u> | <u>Federal</u> | <u>Total</u> |
| 800 <u>Other Objects</u>       |                   |                  |                |              |
| 830 Interest                   |                   |                  |                | 81,767.50    |
| Total Other Objects            |                   |                  |                | \$81,767.50  |
| 900 <u>Other Uses of Funds</u> |                   |                  |                |              |
| 910 Redemption of Principal    |                   |                  |                | 500,000.00   |
| Total Other Uses of Funds      |                   |                  |                | \$500,000.00 |
| Total 5110 Debt Service        |                   |                  |                | \$581,767.50 |



LEA : 119584503     Montrose Area SD

Printed 11/30/2020 6:37:20 PM

General Fund (10)

|   |                   |                  |                |              |
|---|-------------------|------------------|----------------|--------------|
| 5130 Refund of Prior Year Revenues / Receipts       | <u>Elementary</u> | <u>Secondary</u> | <u>Federal</u> | <u>Total</u> |
| 800 <u>Other Objects</u>                            |                   |                  |                |              |
| 880 Refunds of Prior Years' Receipts                |                   |                  |                | 2,557.68     |
| Total Other Objects                                 |                   |                  |                | \$2,557.68   |
| Total 5130 Refund of Prior Year Revenues / Receipts |                   |                  |                | \$2,557.68   |

LEA : 119584503     Montrose Area SD

Printed 11/30/2020 6:37:20 PM

General Fund (10)

|  |                   |                  |                |              |
|--|-------------------|------------------|----------------|--------------|
| 5200 Interfund Transfers – Out                           | <u>Elementary</u> | <u>Secondary</u> | <u>Federal</u> | <u>Total</u> |
| 900 <u>Other Uses of Funds</u>                           |                   |                  |                |              |
| 932 Capital Reserve Fund Transfers Applicable To Fund 32 |                   |                  |                | 370,410.05   |
| Total Other Uses of Funds                                |                   |                  |                | \$370,410.05 |
| Total 5200 Interfund Transfers – Out                     |                   |                  |                | \$370,410.05 |

LEA : 119584503     Montrose Area SD

Printed 11/30/2020 6:37:20 PM

General Fund (10)

|  |                   |                  |                |              |
|--|-------------------|------------------|----------------|--------------|
| 5230 Capital Projects Fund Transfers                     | <u>Elementary</u> | <u>Secondary</u> | <u>Federal</u> | <u>Total</u> |
| 900 <u>Other Uses of Funds</u>                           |                   |                  |                |              |
| 932 Capital Reserve Fund Transfers Applicable To Fund 32 |                   |                  |                | 370,410.05   |
| Total Other Uses of Funds                                |                   |                  |                | \$370,410.05 |
| Total 5230 Capital Projects Fund Transfers               |                   |                  |                | \$370,410.05 |

LEA : 119584503     Montrose Area SD

Printed 11/30/2020 6:37:13 PM

|  |              |
|--|--------------|
| Capital Reserve Fund - § 1431 (32)                                       |              |
| 4000 Facilities Acquisition, Construction and Improvement Services       | <u>Total</u> |
| 400 <u>Purchased Property Services</u>                                   |              |
| 430 Repairs and Maintenance Services                                     | 70,592.00    |
| Total Purchased Property Services  | \$70,592.00  |
| Total 4000 Facilities Acquisition, Construction and Improvement Services | \$70,592.00  |

LEA : 119584503      Montrose Area SD

Printed 11/30/2020 6:37:13 PM

|  |                   |                  |                |                    |
|--|-------------------|------------------|----------------|--------------------|
| Capital Reserve Fund - § 1431 (32)                       |                   |                  |                |                    |
| 4600 Existing Building Improvement Services              | <u>Elementary</u> | <u>Secondary</u> | <u>Federal</u> | <u>Total</u>       |
| 400 <u>Purchased Property Services</u>                   |                   |                  |                |                    |
| 430 Repairs and Maintenance Services                     |                   |                  |                | 70,592.00          |
| <b>Total Purchased Property Services</b>                 |                   |                  |                | <b>\$70,592.00</b> |
| <b>Total 4600 Existing Building Improvement Services</b> |                   |                  |                | <b>\$70,592.00</b> |

LEA : 119584503     Montrose Area SD

Printed 11/30/2020 6:37:04 PM

Other Capital Projects Fund (39)

|  |                   |
|--|-------------------|
| 2000 Support Services                    | <u>Total</u>      |
| 400 <u>Purchased Property Services</u>   |                   |
| 430 Repairs and Maintenance Services     | 4,969.66          |
| <b>Total Purchased Property Services</b> | <b>\$4,969.66</b> |
| <b>Total 2000 Support Services</b>       | <b>\$4,969.66</b> |

LEA : 119584503      Montrose Area SD

Printed 11/30/2020 6:37:04 PM

Other Capital Projects Fund (39)

2800 Support Services – Central

|  | <u>Elementary</u> | <u>Secondary</u> | <u>Federal</u> | <u>Total</u> |
|--|-------------------|------------------|----------------|--------------|
| 400 <u>Purchased Property Services</u> |                   |                  |                |              |
| 430 Repairs and Maintenance Services   |                   |                  |                | 4,969.66     |
| Total Purchased Property Services      |                   |                  |                | \$4,969.66   |
| Total 2800 Support Services – Central  |                   |                  |                | \$4,969.66   |

LEA : 119584503     Montrose Area SD

Printed 11/30/2020 6:37:04 PM

Other Capital Projects Fund (39)

2810 Planning, Research, Development and Evaluation Services

| <u>Elementary</u> | <u>Secondary</u> | <u>Federal</u> | <u>Total</u> |
|-------------------|------------------|----------------|--------------|
|-------------------|------------------|----------------|--------------|

400 Purchased Property Services

|                                      |  |  |          |
|--------------------------------------|--|--|----------|
| 430 Repairs and Maintenance Services |  |  | 4,969.66 |
|--------------------------------------|--|--|----------|

|  |  |  |                   |
|--|--|--|-------------------|
| <b>Total Purchased Property Services</b> |  |  | <b>\$4,969.66</b> |
|--|--|--|-------------------|

|   |  |  |                   |
|---|--|--|-------------------|
| <b>Total 2810 Planning, Research, Development and Evaluation Services</b> |  |  | <b>\$4,969.66</b> |
|---|--|--|-------------------|



LEA : 119584503     Montrose Area SD

Printed 11/30/2020 6:37:15 PM

Other Capital Projects Fund (39)

4000 Facilities Acquisition, Construction and Improvement Services

Total

|   |                    |
|---|--------------------|
| 400 <u>Purchased Property Services</u>  |                    |
| 430 Repairs and Maintenance Services  | 37,505.74          |
| <b>Total Purchased Property Services</b>  | <b>\$37,505.74</b> |
| 700 <u>Property</u>   |                    |
| 762 Capitalized Equipment - Replacement   | 31,449.62          |
| <b>Total Property</b>   | <b>\$31,449.62</b> |
| <b>Total 4000 Facilities Acquisition, Construction and Improvement Services</b> | <b>\$68,955.36</b> |

LEA : 119584503     Montrose Area SD

Printed 11/30/2020 6:37:15 PM

Other Capital Projects Fund (39)

|   |                   |                  |                |              |
|---|-------------------|------------------|----------------|--------------|
| 4600 Existing Building Improvement Services       | <u>Elementary</u> | <u>Secondary</u> | <u>Federal</u> | <u>Total</u> |
| 400 <u>Purchased Property Services</u>            |                   |                  |                |              |
| 430 Repairs and Maintenance Services              |                   |                  |                | 37,505.74    |
| Total Purchased Property Services                 |                   |                  |                | \$37,505.74  |
| 700 <u>Property</u>                               |                   |                  |                |              |
| 762 Capitalized Equipment - Replacement           |                   |                  |                | 31,449.62    |
| Total Property                                    |                   |                  |                | \$31,449.62  |
| Total 4600 Existing Building Improvement Services |                   |                  |                | \$68,955.36  |

LEA : 119584503 Montrose Area SD

Printed 11/30/2020 6:37:35 PM

|  | <u>General Fund(10)</u> | <u>Student Sponsored<br/>Activity Fund(21)</u> | <u>Public Purpose Trust(27)</u> | <u>Other Compt Approved<br/>(28)</u> | <u>Athletic / Activity(29)</u> |
|--|-------------------------|--|---------------------------------|--------------------------------------|--------------------------------|
| <b>1000 <u>Instruction</u></b>   |                         |  |                                 |                                      |                                |
| 1100 Regular Programs - Elementary / Secondary                                   | 11,550,799.20           |  |                                 |                                      |                                |
| 1200 Special Programs - Elementary / Secondary                                   | 3,413,856.32            |  |                                 |                                      |                                |
| 1300 Vocational Education  | 666,650.65              |  |                                 |                                      |                                |
| 1400 Other Instructional Programs - Elementary / Secondary                       | 80,322.53               |  |                                 |                                      |                                |
| <b>Total Instruction</b>   | <b>\$15,711,628.70</b>  |  |                                 |                                      |                                |
| <b>2000 <u>Support Services</u></b>  |                         |  |                                 |                                      |                                |
| 2100 Support Services - Students   | 708,502.63              |  |                                 |                                      |                                |
| 2200 Support Services - Instructional Staff                                      | 647,715.31              |  |                                 |                                      |                                |
| 2300 Support Services - Administration   | 1,448,938.02            |  |                                 |                                      |                                |
| 2400 Support Services - Pupil Health   | 319,967.04              |  |                                 |                                      |                                |
| 2500 Support Services - Business   | 442,250.07              |  |                                 |                                      |                                |
| 2600 Operation and Maintenance of Plant Services                                 | 1,788,217.44            |  |                                 |                                      |                                |
| 2700 Student Transportation Services   | 1,996,217.33            |  |                                 |                                      |                                |
| 2800 Support Services - Central  | 1,439,273.27            |  |                                 |                                      |                                |
| 2900 Other Support Services  | 25,071.74               |  |                                 |                                      |                                |
| <b>Total Support Services</b>  | <b>\$8,816,152.85</b>   |  |                                 |                                      |                                |
| <b>3000 <u>Operation of Non-Instructional Services</u></b>                       |                         |  |                                 |                                      |                                |
| 3200 Student Activities  | 428,290.11              |  |                                 |                                      |                                |
| 3300 Community Services  | 1,237.00                |  |                                 |                                      |                                |
| <b>Total Operation of Non-Instructional Services</b>                             | <b>\$429,527.11</b>     |  |                                 |                                      |                                |
| <b>4000 <u>Facilities Acquisition, Construction and Improvement Services</u></b> |                         |  |                                 |                                      |                                |
| 4600 Existing Building Improvement Services                                      |                         |  |                                 |                                      |                                |
| <b>Total Facilities Acquisition, Construction and Improvement Services</b>       |                         |  |                                 |                                      |                                |
| <b>5000 <u>Other Expenditures and Financing Uses</u></b>                         |                         |  |                                 |                                      |                                |
| 5100 Debt Service / Other Expenditures and Financing Uses                        | 584,325.18              |  |                                 |                                      |                                |
| 5200 Interfund Transfers - Out   | 370,410.05              |  |                                 |                                      |                                |
| <b>Total Other Expenditures and Financing Uses</b>                               | <b>\$954,735.23</b>     |  |                                 |                                      |                                |
| <b>TOTAL ACTUAL EXPENDITURES &amp; OTHER FINANCING USES</b>                      | <b>\$25,912,043.89</b>  |  |                                 |                                      |                                |

LEA : 119584503 Montrose Area SD

Printed 11/30/2020 6:37:35 PM

|  | <u>Capital Reserve (690.1850)(31)</u> | <u>Capital Reserve (1431)(32)</u> | <u>Other Capital Projects Fund(39)</u> | <u>Debt Service(40)</u> | <u>Permanent(90)</u> |
|--|---------------------------------------|-----------------------------------|--|-------------------------|----------------------|
| <b>1000 Instruction</b>  |                                       |                                   |  |                         |                      |
| 1100 Regular Programs - Elementary / Secondary                             |                                       |                                   |  |                         |                      |
| 1200 Special Programs - Elementary / Secondary                             |                                       |                                   |  |                         |                      |
| 1300 Vocational Education  |                                       |                                   |  |                         |                      |
| 1400 Other Instructional Programs - Elementary / Secondary                 |                                       |                                   |  |                         |                      |
| <b>Total Instruction</b>   |                                       |                                   |  |                         |                      |
| <b>2000 Support Services</b>   |                                       |                                   |  |                         |                      |
| 2100 Support Services - Students   |                                       |                                   |  |                         |                      |
| 2200 Support Services - Instructional Staff                                |                                       |                                   |  |                         |                      |
| 2300 Support Services - Administration                                     |                                       |                                   |  |                         |                      |
| 2400 Support Services - Pupil Health                                       |                                       |                                   |  |                         |                      |
| 2500 Support Services - Business   |                                       |                                   |  |                         |                      |
| 2600 Operation and Maintenance of Plant Services                           |                                       |                                   |  |                         |                      |
| 2700 Student Transportation Services                                       |                                       |                                   |  |                         |                      |
| 2800 Support Services - Central  |                                       |                                   | 4,969.66                               |                         |                      |
| 2900 Other Support Services  |                                       |                                   |  |                         |                      |
| <b>Total Support Services</b>  |                                       |                                   | <b>\$4,969.66</b>                      |                         |                      |
| <b>3000 Operation of Non-Instructional Services</b>                        |                                       |                                   |  |                         |                      |
| 3200 Student Activities  |                                       |                                   |  |                         |                      |
| 3300 Community Services  |                                       |                                   |  |                         |                      |
| <b>Total Operation of Non-Instructional Services</b>                       |                                       |                                   |  |                         |                      |
| <b>4000 Facilities Acquisition, Construction and Improvement Services</b>  |                                       |                                   |  |                         |                      |
| 4600 Existing Building Improvement Services                                |                                       | 70,592.00                         | 68,955.36                              |                         |                      |
| <b>Total Facilities Acquisition, Construction and Improvement Services</b> |                                       | <b>\$70,592.00</b>                | <b>\$68,955.36</b>                     |                         |                      |
| <b>5000 Other Expenditures and Financing Uses</b>                          |                                       |                                   |  |                         |                      |
| 5100 Debt Service / Other Expenditures and Financing Uses                  |                                       |                                   |  |                         |                      |
| 5200 Interfund Transfers - Out   |                                       |                                   |  |                         |                      |
| <b>Total Other Expenditures and Financing Uses</b>                         |                                       |                                   |  |                         |                      |
| <b>TOTAL ACTUAL EXPENDITURES &amp; OTHER FINANCING USES</b>                |                                       | <b>\$70,592.00</b>                | <b>\$73,925.02</b>                     |                         |                      |

|  | <u>Total</u>           |
|--|------------------------|
| <b>1000 <u>Instruction</u></b>   |                        |
| 1100 Regular Programs - Elementary / Secondary                                   | 11,550,799.20          |
| 1200 Special Programs - Elementary / Secondary                                   | 3,413,856.32           |
| 1300 Vocational Education  | 666,650.65             |
| 1400 Other Instructional Programs - Elementary / Secondary                       | 80,322.53              |
| <b>Total Instruction</b>   | <b>\$15,711,628.70</b> |
| <b>2000 <u>Support Services</u></b>  |                        |
| 2100 Support Services - Students   | 708,502.63             |
| 2200 Support Services - Instructional Staff                                      | 647,715.31             |
| 2300 Support Services - Administration   | 1,448,938.02           |
| 2400 Support Services - Pupil Health   | 319,967.04             |
| 2500 Support Services - Business   | 442,250.07             |
| 2600 Operation and Maintenance of Plant Services                                 | 1,788,217.44           |
| 2700 Student Transportation Services   | 1,996,217.33           |
| 2800 Support Services - Central  | 1,444,242.93           |
| 2900 Other Support Services  | 25,071.74              |
| <b>Total Support Services</b>  | <b>\$8,821,122.51</b>  |
| <b>3000 <u>Operation of Non-Instructional Services</u></b>                       |                        |
| 3200 Student Activities  | 428,290.11             |
| 3300 Community Services  | 1,237.00               |
| <b>Total Operation of Non-Instructional Services</b>                             | <b>\$429,527.11</b>    |
| <b>4000 <u>Facilities Acquisition, Construction and Improvement Services</u></b> |                        |
| 4600 Existing Building Improvement Services                                      | 139,547.36             |
| <b>Total Facilities Acquisition, Construction and Improvement Services</b>       | <b>\$139,547.36</b>    |
| <b>5000 <u>Other Expenditures and Financing Uses</u></b>                         |                        |
| 5100 Debt Service / Other Expenditures and Financing Uses                        | 584,325.18             |
| 5200 Interfund Transfers - Out   | 370,410.05             |
| <b>Total Other Expenditures and Financing Uses</b>                               | <b>\$954,735.23</b>    |
| <b>TOTAL ACTUAL EXPENDITURES &amp; OTHER FINANCING USES</b>                      | <b>\$26,056,560.91</b> |

LEA : 119584503     Montrose Area SD

Printed 11/30/2020 6:37:46 PM

PSERS Salary Data (Salary Data should relate to the General Fund only)

| Amount | Description  | Amount        |
|--------|--|---------------|
|        | Total Salary Base for salaries subject to PSERS withholding  | 11,337,044.74 |
|        | Total Federally Funded salaries subject to PSERS withholding | 465,982.24    |
|        |  |               |

Title I Expenditure Data

| Amount                         | Description                                       | Amount       |
|--------------------------------|---|--------------|
|                                | Expenditures Funded with Current Title I Funds    | 387,258.00   |
|                                | Expenditures Funded with Carry over Title I Funds |              |
|                                |   |              |
| Total Title I Expenditure Data |   | \$387,258.00 |

Benefits for Staff Relative to Collective Bargaining Agreements

|                          | OBJECT                                   | COVERED        | NOT COVERED | TOTAL          |
|--------------------------|--|----------------|-------------|----------------|
| 10 General Fund          | No Self Insurance data to report         |                |             |                |
|                          | 211 Medical Insurance                    | 1,450,386.27   | 38,242.32   | 1,488,628.59   |
|                          | 212 Dental Insurance                     | 114,704.05     | 2,448.00    | 117,152.05     |
|                          | 215 Eye Care Insurance                   | 19,946.65      | 386.64      | 20,333.29      |
|                          | 216 Prescription Insurance               |                |             |                |
|                          | 271 Self-Insurance Medical Benefits      |                |             |                |
|                          | 272 Self-Insurance Dental Benefits       |                |             |                |
|                          | 275 Self-Insurance Eye Care Benefits     |                |             |                |
|                          | 276 Self-Insurance Prescription Benefits |                |             |                |
|                          | FUND TOTAL                               | \$1,585,036.97 | \$41,076.96 | \$1,626,113.93 |
| 50 Enterprise Fund       | No Self Insurance data to report         |                |             |                |
|                          | 211 Medical Insurance                    | 47,422.42      |             | 47,422.42      |
|                          | 212 Dental Insurance                     | 5,229.60       |             | 5,229.60       |
|                          | 215 Eye Care Insurance                   | 669.48         |             | 669.48         |
|                          | 216 Prescription Insurance               |                |             |                |
|                          | 271 Self-Insurance Medical Benefits      |                |             |                |
|                          | 272 Self-Insurance Dental Benefits       |                |             |                |
|                          | 275 Self-Insurance Eye Care Benefits     |                |             |                |
|                          | 276 Self-Insurance Prescription Benefits |                |             |                |
|                          | FUND TOTAL                               | \$53,321.50    |             | \$53,321.50    |
| 60 Internal Service Fund | No Self Insurance data to report         |                |             |                |
|                          | 211 Medical Insurance                    |                |             |                |
|                          | 212 Dental Insurance                     |                |             |                |
|                          | 215 Eye Care Insurance                   |                |             |                |
|                          | 216 Prescription Insurance               |                |             |                |
|                          | 271 Self-Insurance Medical Benefits      |                |             |                |
|                          | 272 Self-Insurance Dental Benefits       |                |             |                |
|                          | 275 Self-Insurance Eye Care Benefits     |                |             |                |
|                          | 276 Self-Insurance Prescription Benefits |                |             |                |
|                          | FUND TOTAL                               |                |             |                |
| Total of All Funds       |  | \$1,638,358.47 | \$41,076.96 | \$1,679,435.43 |

LEA : 119584503     Montrose Area SD

Printed 11/30/2020 6:37:51 PM

| Function   | Special Education<br>(Prior Year) | Nonspecial Education<br>(Prior Year) | Total (Prior Year) | Special Education<br>(Current Year) | Nonspecial Education<br>(Current Year) | Total (Current Year) |
|--|-----------------------------------|--------------------------------------|--------------------|-------------------------------------|--|----------------------|
| 2120 Guidance Services                               | 131,892.83                        | 512,807.21                           | 644,700.04         | 133,964.03                          | 490,220.01                             | 624,184.04           |
| 2140 Psychological Services                          | 16,186.09                         | 62,932.50                            | 79,118.59          | 18,096.68                           | 66,221.91                              | 84,318.59            |
| 2150 Speech Pathology and Audiology Services         |                                   |                                      |                    |                                     |  |                      |
| 2160 Social Work Services                            |                                   |                                      |                    |                                     |  |                      |
| 2260 Instruction and Curriculum Development Services | 97,574.80                         | 379,376.66                           | 476,951.46         | 97,358.32                           | 356,267.27                             | 453,625.59           |
| 2350 Legal and Accounting Services                   | 9,404.00                          | 37,600.27                            | 47,004.27          | 9,170.00                            | 39,111.94                              | 48,281.94            |
| 2420 Medical Services                                |                                   |                                      |                    |                                     |  |                      |
| 2440 Nursing Services                                | 84,185.71                         | 327,319.06                           | 411,504.77         | 67,371.55                           | 246,535.46                             | 313,907.01           |
| 2700 Student Transportation Services                 | 11,937.28                         | 2,040,654.29                         | 2,052,591.57       | 5,186.44                            | 1,991,030.89                           | 1,996,217.33         |
| Total  | \$351,180.71                      | \$3,360,689.99                       | \$3,711,870.70     | \$331,147.02                        | \$3,189,387.48                         | \$3,520,534.50       |



LEA : 119584503     Montrose Area SD

Printed 11/30/2020 6:37:56 PM

(PRINCIPAL AMOUNTS ONLY)

**GOVERNMENTAL FUNDS/ ACTIVITIES**

|   | Short-Term<br>Borrowing | General<br>Obligation<br>Bonds/Notes | Authority Building<br>Obligations | Other Long-Term<br>Debt | Other Post-<br>Employment<br>Benefits (OPEB) | Compensated<br>Absences | Net Pension<br>Liability | Total         |
|---|-------------------------|--------------------------------------|-----------------------------------|-------------------------|--|-------------------------|--------------------------|---------------|
| 1. Debt at Beginning of Fiscal Year         |                         | 3,730,000.00                         |                                   |                         | 6,334,493.00                                 | 2,209,974.00            | 40,212,407.00            | 52,486,874.00 |
| 2. Additional Debt Incurred During Year     |                         |                                      |                                   |                         | 782,449.00                                   | 129,097.00              |                          | 911,546.00    |
| 3. Retirements and Repayments               |                         | 500,000.00                           |                                   |                         |  |                         | 3,046,284.00             | 3,546,284.00  |
| 4. Debt at End of Fiscal Year               |                         | 3,230,000.00                         |                                   |                         | 7,116,942.00                                 | 2,339,071.00            | 37,166,123.00            | 49,852,136.00 |
| 5. Accreted Interest at End Of Fiscal Year  |                         |                                      |                                   |                         |  |                         |                          |               |
| 6. Total Debt and Accreted Interest         |                         | 3,230,000.00                         |                                   |                         | 7,116,942.00                                 | 2,339,071.00            | 37,166,123.00            | 49,852,136.00 |
| 7. Current Portion P&I - Due within 1 year  |                         | 581,667.50                           |                                   |                         | 61,615.00                                    |                         |                          | 643,282.50    |
| 8. Interest Paid during current fiscal year |                         | 81,767.50                            |                                   |                         |  |                         |                          | 81,767.50     |

(PRINCIPAL AMOUNTS ONLY)

**PROPRIETARY FUNDS**

|   | Short-Term<br>Borrowing | General<br>Obligation<br>Bonds/Notes | Authority Building<br>Obligations | Other Long-Term<br>Debt | Other Post-<br>Employment<br>Benefits (OPEB) | Compensated<br>Absences | Net Pension<br>Liability | Total      |
|---|-------------------------|--------------------------------------|-----------------------------------|-------------------------|--|-------------------------|--------------------------|------------|
| 1. Debt at Beginning of Fiscal Year         |                         |                                      |                                   |                         |  |                         | 783,593.00               | 783,593.00 |
| 2. Additional Debt Incurred During Year     |                         |                                      |                                   |                         |  |                         |                          |            |
| 3. Retirements and Repayments               |                         |                                      |                                   |                         |  |                         | 55,716.00                | 55,716.00  |
| 4. Debt at End of Fiscal Year               |                         |                                      |                                   |                         |  |                         | 727,877.00               | 727,877.00 |
| 5. Accreted Interest at End Of Fiscal Year  |                         |                                      |                                   |                         |  |                         |                          |            |
| 6. Total Debt and Accreted Interest         |                         |                                      |                                   |                         |  |                         | 727,877.00               | 727,877.00 |
| 7. Current Portion P&I - Due within 1 year  |                         |                                      |                                   |                         |  |                         |                          |            |
| 8. Interest Paid during current fiscal year |                         |                                      |                                   |                         |  |                         |                          |            |

LEA : 119584503     Montrose Area SD

Printed 11/30/2020 6:37:56 PM

Total Principal and Interest Payments Made by Your School - All Funds

| Function                                 | Fund |                        | Principal (910) | Principal (920) | Interest (830) | Total (Principal +Interest) | Misc Other Uses (990) |
|--|------|------------------------|-----------------|-----------------|----------------|-----------------------------|-----------------------|
| 5110                                     | 10   | General Fund           | 500,000.00      |                 | 81,767.50      | 581,767.50                  |                       |
| 5110                                     | 20   | Special Revenue Funds  |                 |                 |                |                             |                       |
| 5110                                     | 30   | Capital Projects Funds |                 |                 |                |                             |                       |
| 5110                                     | 40   | Debt Service Fund      |                 |                 |                |                             |                       |
| 5110                                     | 90   | Permanent Fund         |                 |                 |                |                             |                       |
| 5120                                     | 10   | General Fund           |                 |                 |                |                             |                       |
| 5120                                     | 20   | Special Revenue Funds  |                 |                 |                |                             |                       |
| 5120                                     | 30   | Capital Projects Funds |                 |                 |                |                             |                       |
| 5120                                     | 40   | Debt Service Fund      |                 |                 |                |                             |                       |
| Total Debt Payments - Governmental Funds |      |                        | \$500,000.00    |                 | \$81,767.50    | \$581,767.50                |                       |

| Function                                | Fund |                       | Principal (910) | Principal (920) | Interest (830) | Total (Principal +Interest) |
|---|------|-----------------------|-----------------|-----------------|----------------|-----------------------------|
| 5110                                    | 50   | Enterprise Fund       |                 |                 |                |                             |
| 5110                                    | 60   | Internal Service Fund |                 |                 |                |                             |
| 5120                                    | 50   | Enterprise Fund       |                 |                 |                |                             |
| 5120                                    | 60   | Internal Service Fund |                 |                 |                |                             |
| Total Debt Payments - Proprietary Funds |      |                       |                 |                 |                |                             |

LEA : 119584503     Montrose Area SD

Printed 11/30/2020 6:37:56 PM

**Debt Details**  
**Governmental Funds/ Activities**

| Debt Category                         | Debt Issue Date (MM/YYYY) | Principal Amounts Only           |                     |                         |                            | Current Portion Due Within One Year (Principal and Interest) | Interest Paid During Fiscal Year |
|---------------------------------------|---------------------------|----------------------------------|---------------------|-------------------------|----------------------------|--|----------------------------------|
|                                       |                           | Debt at Beginning of Fiscal Year | Additions           | Reductions / Repayments | Debt at End of Fiscal Year |  |                                  |
| General Obligation Bonds/Notes – CIB  | 07/2015                   | 3,730,000.00                     |                     | 500,000.00              | 3,230,000.00               | 581,667.50   | 81,767.50                        |
| Compensated Absences                  |                           | 2,209,974.00                     | 129,097.00          |                         | 2,339,071.00               |  |                                  |
| Other Post-Employment Benefits (OPEB) |                           | 6,334,493.00                     | 782,449.00          |                         | 7,116,942.00               | 61,615.00  |                                  |
| Net Pension Liability                 |                           | 40,212,407.00                    |                     | 3,046,284.00            | 37,166,123.00              |  |                                  |
| <b>Totals for Debt Entered:</b>       |                           | <b>\$52,486,874.00</b>           | <b>\$911,546.00</b> | <b>\$3,546,284.00</b>   | <b>\$49,852,136.00</b>     | <b>\$643,282.50</b>  | <b>\$81,767.50</b>               |

**Bond Details**  
**Proprietary Funds**

| Debt Category                   | Debt Issue Date (MM/YYYY) | Principal Amounts Only           |           |                         |                            | Current Portion Due Within One Year (Principal and Interest) | Interest Paid During Fiscal Year |
|---------------------------------|---------------------------|----------------------------------|-----------|-------------------------|----------------------------|--|----------------------------------|
|                                 |                           | Debt at Beginning of Fiscal Year | Additions | Reductions / Repayments | Debt at End of Fiscal Year |  |                                  |
| Net Pension Liability           |                           | 783,593.00                       |           | 55,716.00               | 727,877.00                 |  |                                  |
| <b>Totals for Debt Entered:</b> |                           | <b>\$783,593.00</b>              |           | <b>\$55,716.00</b>      | <b>\$727,877.00</b>        |  |                                  |

LEA : 119584503      Montrose Area SD

Printed 11/30/2020 6:38:00 PM

General Fund (10)

| Section 1: Tuition/Purchased Services as Reported within Expenditure Detail | Amount                |
|---|-----------------------|
| Tuition Reported in General Fund Expenditures 1000-560                      | 1,485,414.63          |
| Purchased Services in General Fund Expenditures 1000-594 and 1000-597       | 31,479.86             |
| <b>Section 1 Total</b>  | <b>\$1,516,894.49</b> |

| Section 2: Tuition Paid to Institution Types During Fiscal Year | Tuition Paid For<br>Nonspecial Education | Tuition Paid For<br>Special Education | Total                 |
|---|--|---------------------------------------|-----------------------|
| 1 1306 Institutions   |  |                                       |                       |
| 2 Institutionalized Children's Programs                         |  |                                       |                       |
| 3 Juveniles Incarcerated in Adult Facilities                    |  |                                       |                       |
| 4 Residential Treatment Facilities                              |  |                                       |                       |
| 5 Other Local Education Agencies                                | 31,479.86                                | 4,678.83                              | 36,158.69             |
| 6 Brick and Mortar Charter Schools                              |  |                                       |                       |
| 7 Cyber Charter Schools   | 722,099.13                               |                                       | 722,099.13            |
| 8 Career and Technology Centers                                 | 608,358.05                               |                                       | 608,358.05            |
| 9 Approved Private Schools                                      |  | 26,353.39                             | 26,353.39             |
| 10 PA Chartered Schools for the Deaf and Blind                  |  |                                       |                       |
| 11 Private Residential Rehabilitative Institutions              | 29,475.37                                | 94,449.86                             | 123,925.23            |
| 12 Juvenile Detention Centers                                   |  |                                       |                       |
| 13 Special Program Jointures                                    |  |                                       |                       |
| 14 Other Tuition Not Included Elsewhere In This Section         |  |                                       |                       |
| <b>Section 2 Total</b>  | <b>\$1,391,412.41</b>                    | <b>\$125,482.08</b>                   | <b>\$1,516,894.49</b> |

LEA : 119584503      Montrose Area SD

Printed 11/30/2020 6:38:03 PM

Food Service / Cafeteria Operations Fund (51)

3000 Operation of Non-Instructional Services

Total

|   |                     |
|---|---------------------|
| 100 <u>Personnel Services – Salaries</u>                  |                     |
| 100 Personnel Services – Salaries                         | 208,221.29          |
| <b>Total Personnel Services – Salaries</b>                | <b>\$208,221.29</b> |
| 200 <u>Personnel Services – Employee Benefits</u>         |                     |
| 210 Group Insurance – Contracted Provider                 | 58,591.94           |
| 220 Social Security Contributions                         | 15,518.70           |
| 230 PSERS Retirement Contributions                        | 64,628.38           |
| 260 Workers' Compensation                                 | 1,162.98            |
| <b>Total Personnel Services – Employee Benefits</b>       | <b>\$139,902.00</b> |
| 400 <u>Purchased Property Services</u>                    |                     |
| 430 Repairs and Maintenance Services                      | 12,445.19           |
| <b>Total Purchased Property Services</b>                  | <b>\$12,445.19</b>  |
| 500 <u>Other Purchased Services</u>                       |                     |
| 580 Travel  | 1,283.57            |
| <b>Total Other Purchased Services</b>                     | <b>\$1,283.57</b>   |
| 600 <u>Supplies</u>                                       |                     |
| 630 Food  | 225,475.46          |
| <b>Total Supplies</b>                                     | <b>\$225,475.46</b> |
| 700 <u>Property</u>                                       |                     |
| 740 Depreciation  | 9,054.69            |
| <b>Total Property</b>                                     | <b>\$9,054.69</b>   |
| 800 <u>Other Objects</u>                                  |                     |
| 890 Miscellaneous Expenditures                            | 2,840.88            |
| <b>Total Other Objects</b>                                | <b>\$2,840.88</b>   |
| <b>Total 3000 Operation of Non-Instructional Services</b> | <b>\$599,223.08</b> |

LEA : 119584503      Montrose Area SD

Printed 11/30/2020 6:38:03 PM

Food Service / Cafeteria Operations Fund (51)

| 3100 Food Services                                  | Elementary | Secondary | Federal             | Total               |
|---|------------|-----------|---------------------|---------------------|
| 100 <u>Personnel Services – Salaries</u>            |            |           |                     |                     |
| 100 Personnel Services – Salaries                   |            |           | 123,023.79          | 208,221.29          |
| <b>Total Personnel Services – Salaries</b>          |            |           | <b>\$123,023.79</b> | <b>\$208,221.29</b> |
| 200 <u>Personnel Services – Employee Benefits</u>   |            |           |                     |                     |
| 210 Group Insurance – Contracted Provider           |            |           | 37,250.84           | 58,591.94           |
| 220 Social Security Contributions                   |            |           | 9,168.94            | 15,518.70           |
| 230 PSERS Retirement Contributions                  |            |           | 38,184.51           | 64,628.38           |
| 260 Workers' Compensation                           |            |           | 687.13              | 1,162.98            |
| <b>Total Personnel Services – Employee Benefits</b> |            |           | <b>\$85,291.42</b>  | <b>\$139,902.00</b> |
| 400 <u>Purchased Property Services</u>              |            |           |                     |                     |
| 430 Repairs and Maintenance Services                |            |           | 7,353.02            | 12,445.19           |
| <b>Total Purchased Property Services</b>            |            |           | <b>\$7,353.02</b>   | <b>\$12,445.19</b>  |
| 500 <u>Other Purchased Services</u>                 |            |           |                     |                     |
| 580 Travel  |            |           | 758.37              | 1,283.57            |
| <b>Total Other Purchased Services</b>               |            |           | <b>\$758.37</b>     | <b>\$1,283.57</b>   |
| 600 <u>Supplies</u>                                 |            |           |                     |                     |
| 630 Food  |            |           | 133,218.11          | 225,475.46          |
| <b>Total Supplies</b>                               |            |           | <b>\$133,218.11</b> | <b>\$225,475.46</b> |
| 700 <u>Property</u>                                 |            |           |                     |                     |
| 740 Depreciation                                    |            |           | 5,349.80            | 9,054.69            |
| <b>Total Property</b>                               |            |           | <b>\$5,349.80</b>   | <b>\$9,054.69</b>   |
| 800 <u>Other Objects</u>                            |            |           |                     |                     |
| 890 Miscellaneous Expenditures                      |            |           | 1,678.48            | 2,840.88            |
| <b>Total Other Objects</b>                          |            |           | <b>\$1,678.48</b>   | <b>\$2,840.88</b>   |
| <b>Total 3100 Food Services</b>                     |            |           | <b>\$356,672.99</b> | <b>\$599,223.08</b> |

|   | <u>Food Service(51)</u> | <u>Child Care Operations(52)</u> | <u>Other Enterprise(58)</u> | <u>Internal Service(60)</u> | <u>Total</u>        |
|---|-------------------------|----------------------------------|-----------------------------|-----------------------------|---------------------|
| <b>3000 <u>Operation of Non-Instructional Services</u></b>  |                         |                                  |                             |                             |                     |
| 3100 Food Services  | 599,223.08              |                                  |                             |                             | 599,223.08          |
| <b>Total Operation of Non-Instructional Services</b>        | <b>\$599,223.08</b>     |                                  |                             |                             | <b>\$599,223.08</b> |
| <b>TOTAL ACTUAL EXPENDITURES &amp; OTHER FINANCING USES</b> | <b>\$599,223.08</b>     |                                  |                             |                             | <b>\$599,223.08</b> |

LEA : 119584503 Montrose Area SD

Printed 11/30/2020 6:38:20 PM

| Fund  | School                 | School Number | Local Personnel | Local Nonpersonnel | State Personnel | State Nonpersonnel | Federal Personnel | Federal Nonpersonnel | Total         | Explanation |
|-------|------------------------|---------------|-----------------|--------------------|-----------------|--------------------|-------------------|----------------------|---------------|-------------|
| 10    |                        |               |                 |                    |                 |                    |                   |                      |               |             |
|       | Choconut Valley El Sch | 5354          | 3,588,509.00    | 927,804.14         | 154,640.89      | 6,588.43           | 273,986.28        | 19,911.23            | 4,971,439.97  |             |
|       | Lathrop Street El Sch  | 6421          | 4,464,219.37    | 1,038,918.02       | 139,256.08      | 6,588.43           | 284,665.15        | 7,923.45             | 5,941,570.50  |             |
|       | Montrose Area JSHS     | 4044          | 9,518,966.20    | 2,283,008.97       |                 | 13,176.86          | 120,060.36        | 15,122.18            | 11,950,334.57 |             |
| Total |                        |               | 17,571,694.57   | 4,249,731.13       | 293,896.97      | 26,353.72          | 678,711.79        | 42,956.86            | 22,863,345.04 |             |