






RELATIONSHIP SKILLS ALIGNMENT

Utah's Portrait of a Graduate

Portrait of a Graduate Competencies	Pre-K-2 Relationship Skills	3-6 Relationship Skills
 <p>DIGITAL LITERACY Adapt, create, consume, and connect in productive, responsible ways to utilize technology in social, academic, and professional settings.</p>	<p>Learning Activity Give students opportunities to practice social skills (e.g., listening, respecting personal space, making eye contact, using polite words like “please” and “thank you”) in small groups and project-based learning activities.</p>	<p>Learning Activity Teach students to stop, assess the situation, and make a good choice when confronted with negative peer pressure in a variety of settings and situations including online.</p>
 <p>WELLNESS Develop self-awareness, self-advocacy skills, and the knowledge to maintain healthy lifestyles that provide balance in life and improve physical, mental, social, and emotional well-being.</p>	<p>Learning Activity Have students work in pairs using puppets to identify conflicts and show responses. Use class discussion to determine whether the conflict needs an adult helper.</p>	<p>Learning Activity Have students read a story or history lesson that demonstrates conflict. Discuss the cause-and-effect relationship of the conflict.</p>
 <p>COLLABORATION AND TEAMWORK Contribute ideas, perspectives, and experiences to cultivate a community of shared accountability and leadership.</p>	<p>Learning Activity Conduct a morning meeting during which students share a compliment with their peers.</p>	<p>Learning Activity Have a Compliment Day in which students give and receive three compliments to build unity in the class.</p>
 <p>CRITICAL THINKING AND PROBLEM SOLVING Access, evaluate, and analyze information to make informed decisions, recognize bias, and find solutions.</p>	<p>Learning Activity Use children’s literature for teaching students’ friendship and problem-solving skills. Introduce the five-step approach to problem solving: (1) identify the problem; 2) brainstorm solutions; 3) evaluate the solutions; 4) put the solution into action; and 5) evaluate the outcome.</p>	<p>Learning Activity Teach the five-step approach to problem solving: (1) identify the problem; 2) brainstorm solutions; 3) evaluate the solutions; 4) put the solution into action; and 5) evaluate the outcome. Use the five-step approach to problem solving and discuss a common playground issue providing possible solutions.</p>
 <p>COMMUNICATION Communicate effectively through reading, writing, speaking and listening to understand information in a variety of contexts, media and languages.</p>	<p>Learning Activity Establish class or morning meetings that give students the opportunity to build positive relationships with each other and practice speaking and listening skills. Use teacher directed topics for students to discuss in partners (e.g., what have you done that made you feel brave, what has made you feel proud, if you stayed outside all day, how would you spend your time, etc.) Provide opportunities to partner with multiple classmates by changing partners throughout the school year.</p>	