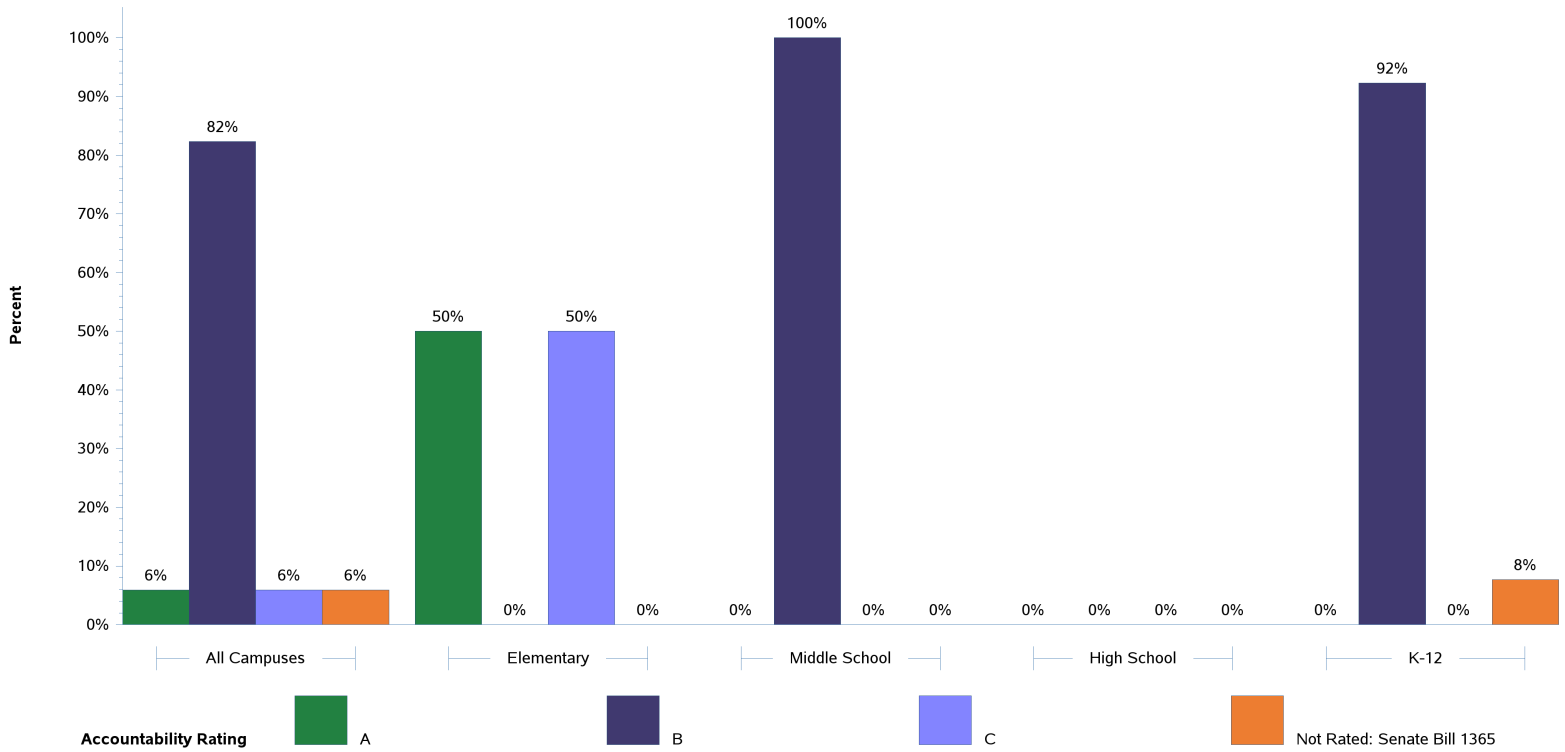


Texas Education Agency  
**2022 District Summary**  
**YES PREP PUBLIC SCHOOLS INC (101845) - HARRIS COUNTY**

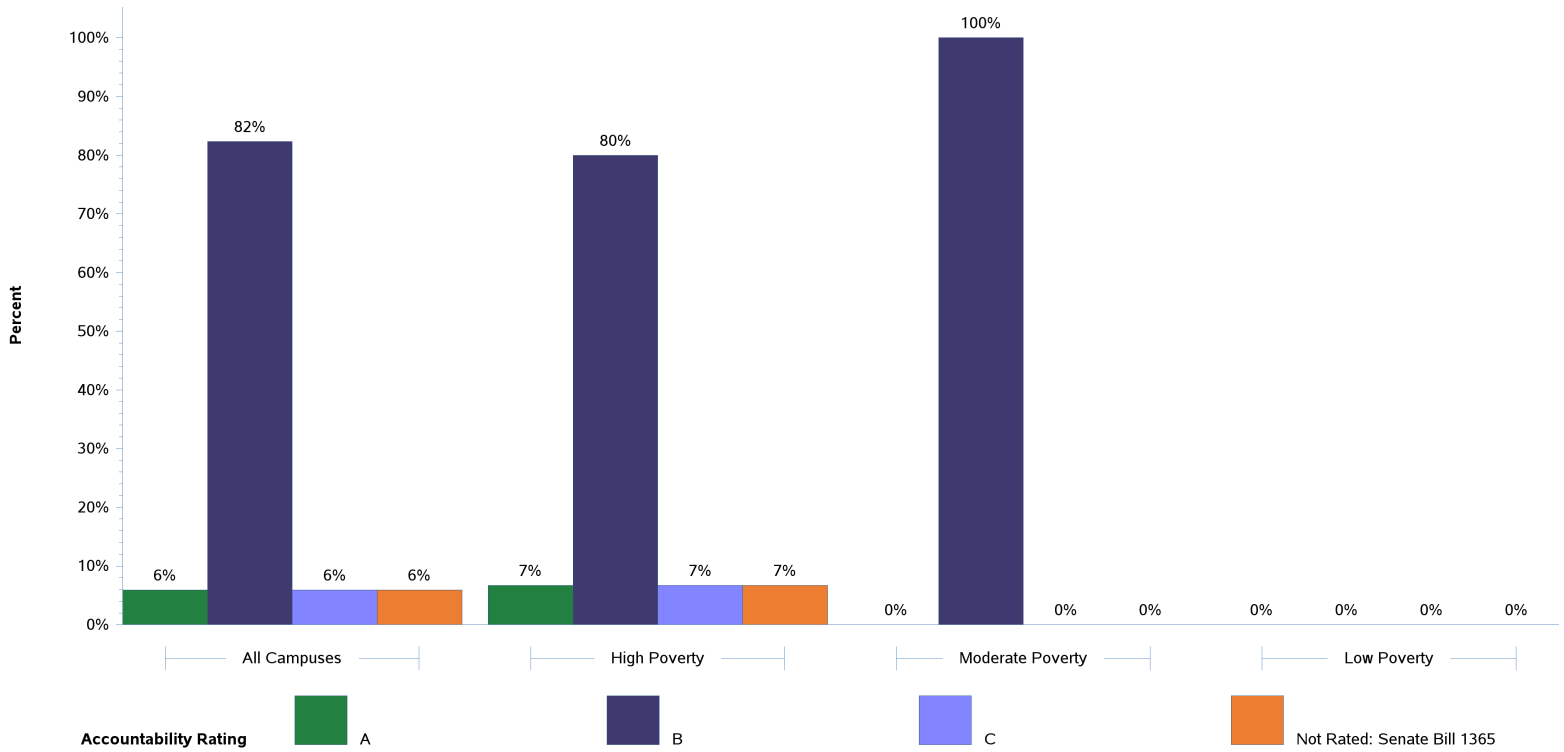
**Campus Ratings by School Type**



Accountability Rating	All Campuses		School Type						
	Count	Percent	Elementary		Middle School		High School	K-12	
A	1	5.9%	1	50.0%	0	0.0%	0	0	0.0%
B	14	82.4%	0	0.0%	2	100.0%	0	12	92.3%
C	1	5.9%	1	50.0%	0	0.0%	0	0	0.0%
Not Rated: Senate Bill 1365	1	5.9%	0	0.0%	0	0.0%	0	1	7.7%
<b>A - C or SB1365 Total</b>	<b>17</b>	<b>100.0%</b>	<b>2</b>	<b>100.0%</b>	<b>2</b>	<b>100.0%</b>	<b>0</b>	<b>13</b>	<b>100.0%</b>
Not Rated	2		2		0		0	0	
<b>Total</b>	<b>19</b>		<b>4</b>		<b>2</b>		<b>0</b>	<b>13</b>	

Texas Education Agency  
**2022 District Summary**  
**YES PREP PUBLIC SCHOOLS INC (101845) - HARRIS COUNTY**

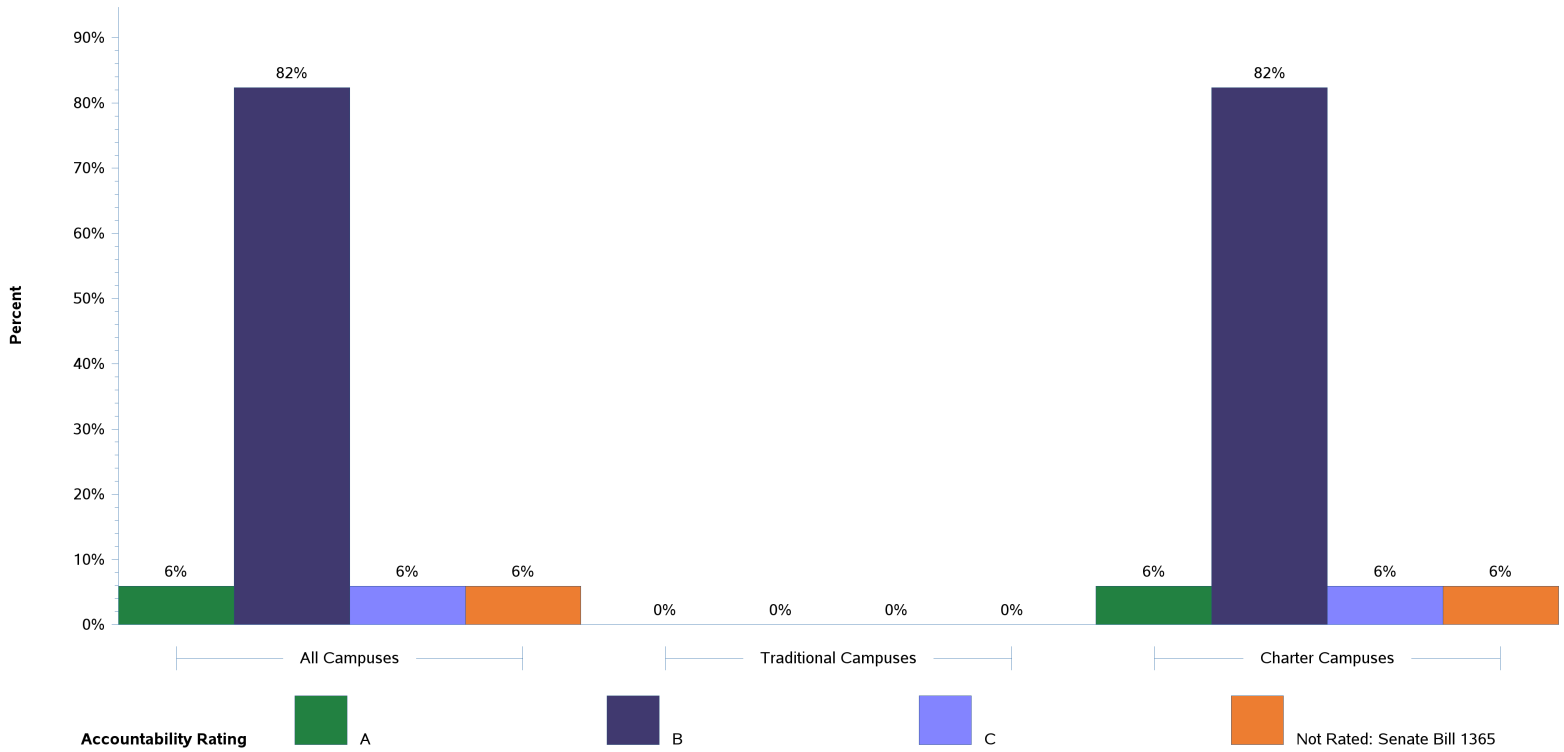
**Campus Ratings by Poverty Level**



Accountability Rating	All Campuses		Poverty Level				
	Count	Percent	High Poverty	Moderate Poverty	Low Poverty		
A	1	5.9%	1	6.7%	0	0.0%	0
B	14	82.4%	12	80.0%	2	100.0%	0
C	1	5.9%	1	6.7%	0	0.0%	0
Not Rated: Senate Bill 1365	1	5.9%	1	6.7%	0	0.0%	0
<b>A - C or SB1365 Total</b>	<b>17</b>	<b>100.0%</b>	<b>15</b>	<b>100.0%</b>	<b>2</b>	<b>100.0%</b>	<b>0</b>
Not Rated	2		2		0		0
<b>Total</b>	<b>19</b>		<b>17</b>		<b>2</b>		<b>0</b>

Texas Education Agency  
**2022 District Summary**  
**YES PREP PUBLIC SCHOOLS INC (101845) - HARRIS COUNTY**

**Traditional and Charter Campus Ratings**



Accountability Rating	All Campuses		School Type			
	Count	Percent	Traditional Campuses		Charter Campuses	
A	1	5.9%	0		1	5.9%
B	14	82.4%	0		14	82.4%
C	1	5.9%	0		1	5.9%
Not Rated: Senate Bill 1365	1	5.9%	0		1	5.9%
<b>A - C or SB1365 Total</b>	<b>17</b>	<b>100.0%</b>	<b>0</b>		<b>17</b>	<b>100.0%</b>
Not Rated	2		0		2	
<b>Total</b>	<b>19</b>		<b>0</b>		<b>19</b>	

Texas Education Agency  
**2022 District Summary**  
**YES PREP PUBLIC SCHOOLS INC (101845) - HARRIS COUNTY**

**Campus Distinction Designations**

Distinctions	Number	Percent of Total Evaluated
Not Earned	11	68.8%
Total Earned	5	31.3%
Total Evaluated	<b>16</b>	<b>100.0%</b>
Not Eligible	3	
Totals	<b>19</b>	

Number of Distinctions Earned	Number of Campus Distinctions Evaluated								Number	Percent of Total Evaluated
	7	6	5	4	3	2	1	0		
7	0	0	0	0	0	0	0	0	0	
6	0	0	0	0	0	0	0	0	0	
5	0	0	0	0	0	0	0	0	0	
4	0	0	0	0	0	0	0	0	0	
3	0	0	0	0	0	0	0	0	0	
2	2	0	0	1	0	0	0	0	3	18.8%
1	2	0	0	0	0	0	0	0	2	12.5%
0	10	0	0	1	0	0	0	0	11	68.8%
Totals	<b>14</b>	<b>0</b>	<b>0</b>	<b>2</b>	<b>0</b>	<b>0</b>	<b>0</b>	<b>0</b>	<b>16</b>	<b>100.0%</b>

Texas Education Agency  
**2022 District Summary**  
**YES PREP PUBLIC SCHOOLS INC (101845) - HARRIS COUNTY**

**Overall Rating by Domain Rating**

Campus																
Accountability Rating	Student Achievement					School Progress					Closing The Gaps					Total Count
	A	B	C	Not Rated	Not Rated: Senate Bill 1365	A	B	C	Not Rated	Not Rated: Senate Bill 1365	A	B	C	Not Rated	Not Rated: Senate Bill 1365	
	A	0	0	1	0	0	0	1	0	0	0	1	0	0	0	
B	0	9	5	0	0	7	7	0	0	0	0	4	10	0	0	14
C	0	0	1	0	0	0	1	0	0	0	0	0	0	0	1	1
Not Rated: Senate Bill 1365	0	0	0	0	1	0	0	1	0	0	0	0	0	0	1	1
Not Rated	0	0	0	2	0	0	0	0	2	0	0	0	0	2	0	2
<b>Totals</b>	<b>0</b>	<b>9</b>	<b>7</b>	<b>2</b>	<b>1</b>	<b>7</b>	<b>9</b>	<b>1</b>	<b>2</b>	<b>0</b>	<b>1</b>	<b>4</b>	<b>10</b>	<b>2</b>	<b>2</b>	<b>19</b>

Texas Education Agency  
**2022 District Summary**  
**YES PREP PUBLIC SCHOOLS INC (101845) - HARRIS COUNTY**

**Identification of Schools for Improvement**

<b>2022 Identification of Schools for Improvement</b>	<b>Number</b>	<b>Percent</b>
Campus is NOT identified for Comprehensive Support and Improvement, Targeted Support and Improvement, or Additional Targeted Support.	18	94.7%
Campuses identified for Comprehensive Support and Improvement in 2022.	1	5.3%
<b>Totals</b>	<b>19</b>	<b>100.0%</b>

Texas Education Agency  
**2022 District Summary**  
**YES PREP PUBLIC SCHOOLS INC (101845) - HARRIS COUNTY**

**Campus Accountability Rating List**

District / Campus Name	School	Grades	Eco Dis	Overall		Student Achievement		Academic Growth		Closing the Gaps		School Improvement
	Type	Served		Rating	Score	Rating	Score	Rating	Score	Rating	Score	
<b>YES PREP PUBLIC SCHOOLS INC</b>	<b>All Campuses</b>		<b>90.0%</b>	<b>B</b>	<b>87</b>	<b>B</b>	<b>85</b>	<b>A</b>	<b>91</b>	<b>C</b>	<b>76</b>	
YES PREP - SOUTHEAST	K-12	06 - 12	79.5%	B	87	B	88	A	91	C	78	
YES PREP - SOUTHWEST	K-12	06 - 12	91.9%	B	89	B	88	A	91	B	83	
YES PREP - EAST END	K-12	06 - 12	89.5%	B	86	B	85	A	90	C	77	
YES PREP - GULFTON	K-12	06 - 12	97.3%	B	83	B	81	B	86	C	77	
YES PREP - WEST	K-12	06 - 12	90.7%	B	87	B	87	A	91	C	78	
YES PREP - BRAYS OAKS	K-12	06 - 12	96.4%	B	86	B	86	A	90	C	78	
YES PREP - NORTHSIDE	K-12	06 - 12	90.6%	B	81	C	79	B	83	C	75	
YES PREP - 5TH WARD	K-12	06 - 12	97.3%	B	87	B	85	A	90	B	81	
YES PREP - WHITE OAK	K-12	06 - 12	91.7%	B	86	C	76	A	91	C	75	
YES PREP NORTH FOREST	K-12	06 - 12	88.7%	B	83	B	83	B	86	C	75	
YES PREP - SOUTHSIDE	K-12	06 - 12	91.3%	Not Rated: Senate Bill 1365	64	Not Rated: Senate Bill 1365	56	C	70	Not Rated: Senate Bill 1365	50	Comp Identified
YES PREP - NORTHLINE	K-12	06 - 10	87.9%	B	84	C	72	B	88	C	75	
YES PREP - NORTHWEST	Middle School	06 - 09	81.1%	B	85	C	78	B	89	C	75	
YES PREP - HOBBY	Middle School	06 - 08	79.7%	B	87	C	75	B	88	B	85	
YES PREP - NORTH CENTRAL	K-12	06 - 12	85.1%	B	88	B	88	B	89	B	84	
SOUTHEAST EL	Elementary	PK - 03	80.2%	A	91	C	79	B	87	A	100	
NORTH CENTRAL EL	Elementary	PK - 03	92.3%	C	77	C	72	B	81	Not Rated: Senate Bill 1365	67	
NORTH FOREST EL	Elementary	PK - 02	95.3%	Not Rated		Not Rated		Not Rated		Not Rated		
SOUTHSIDE EL	Elementary	PK - 02	91.7%	Not Rated		Not Rated		Not Rated		Not Rated		