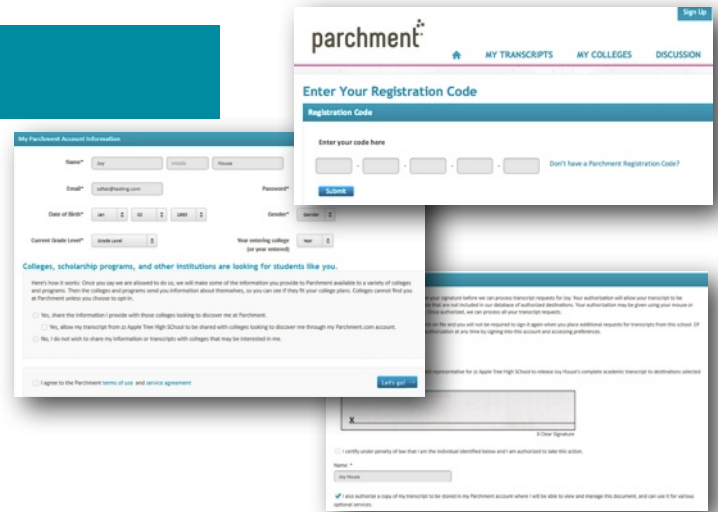


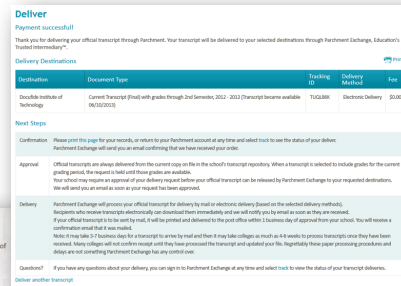
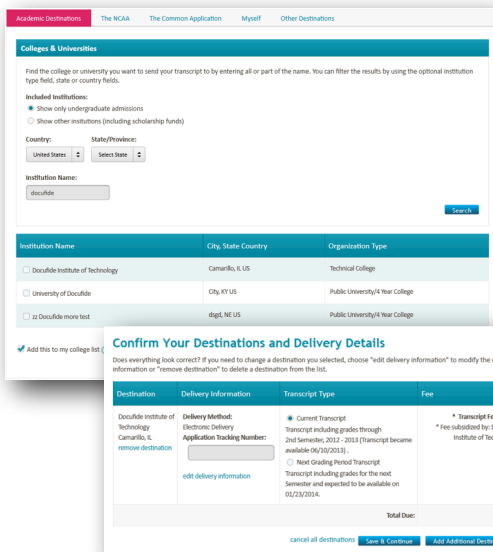
Order your transcript at parchment.com in about five minutes!
Just register for a free account and place your request!

Register For Your Free Account

1. Visit www.parchment.com/register
2. Enter the Registration Code provided by your school-- Ask your Counselor if you don't have one
3. Build your profile and enter basic enrollment information
4. Complete student waiver and transmit authorization; then accept the user agreement



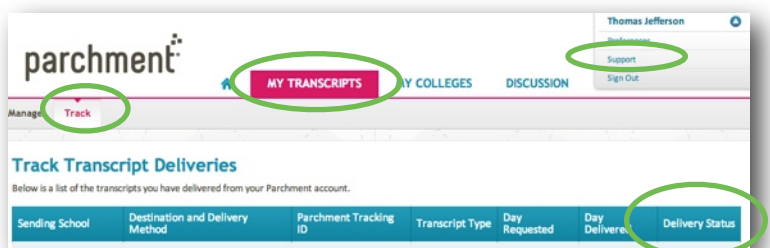
Request Your Transcript



1. Log into your parchment.com account
2. Search for and select destination
3. Confirm destination and delivery
4. Submit payment, if necessary
5. Order is confirmed!

Track Your Transcript

1. Log into your parchment.com account
2. In the top navigation bar, click **My Transcripts**
3. In the secondary navigation bar, click **Track**
4. The next screen shows your past and current requests with status (such as mailed, downloaded by receiving school, hold, and cancelled)



Need Help?

Log onto your parchment.com account and click the arrow next to your name in the right hand corner of the screen to expand the menu. Then click **Support**. Here you can browse the knowledge base and submit a ticket for individual support.