




Linking your Google Scholar Account to Austin Seminary

Get FREE access to full text articles you find in Google Scholar!

- [This is not a substitute for Sophi Search!](#) Remember that you can always find more complete results and full-text options by searching in Sophi Search instead of Google Scholar. 
- If you access Google Scholar from on-campus (except student housing), these links are already activated – keep an eye out for [FullText@AustinSeminary](#)
- You can use an existing Google account to activate these links.
- This will work for **articles** in Google Scholar, but **not for e-books** in Google Books.

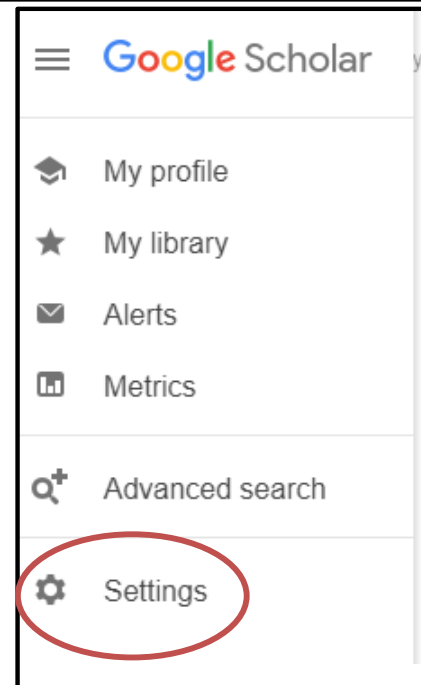
Step-by-step walkthrough:

1. Go to <https://scholar.google.com/>

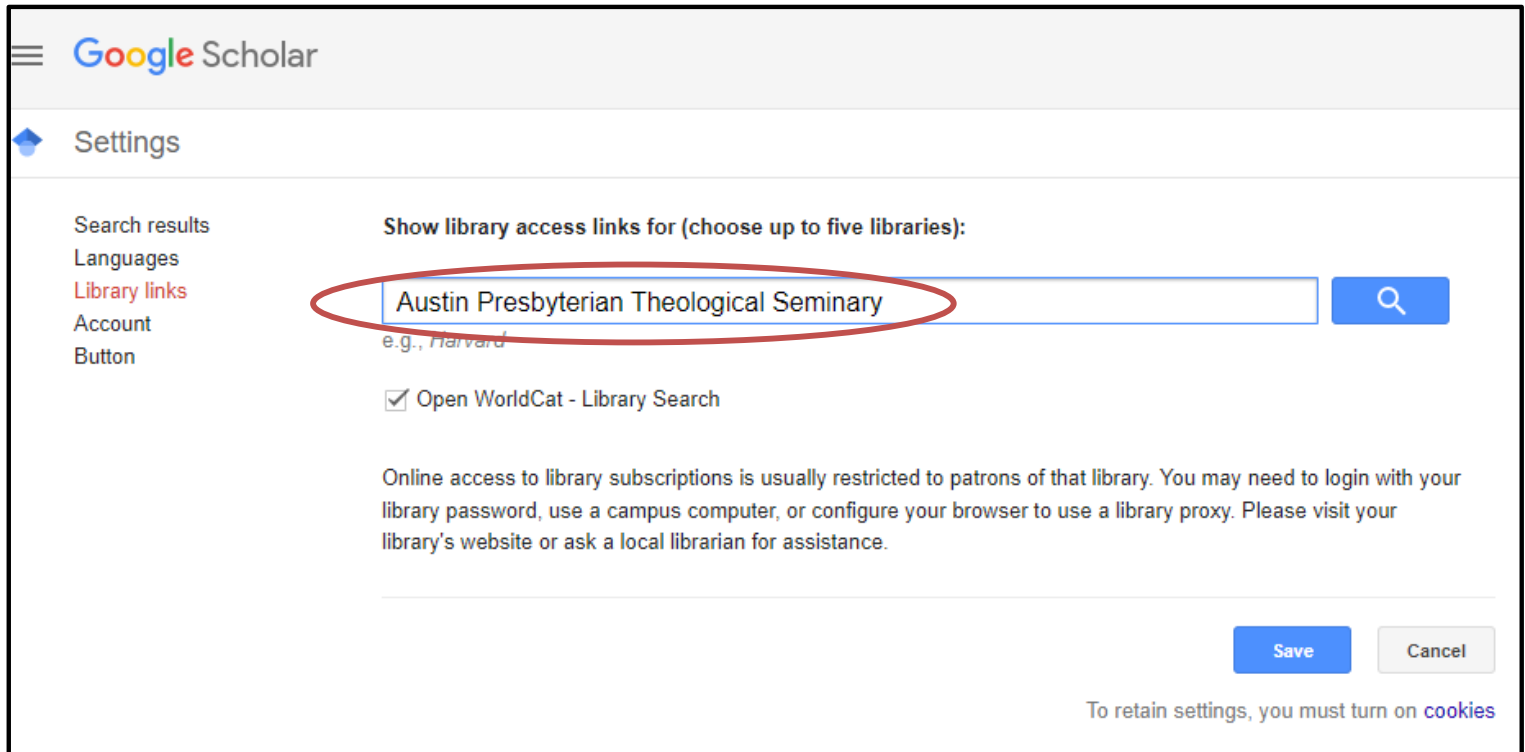
- Click “Sign in” in the upper right corner and enter your account credentials

2. Click on Settings

Note: If you are off-campus, you will only have to link your account to Austin Seminary once if you have cookies enabled. If you don't have cookies enabled, or if you are using a different computer, you will need to re-link to Austin Seminary through the settings page each time you use Google Scholar in order to see the [FullText@AustinSeminary](#) links.



- 3.** Click on “Library Links” and enter “Austin Presbyterian Theological Seminary” into the library access search box. Then click the magnifying glass to search.



Google Scholar

Settings

Search results
Languages
Library links
Account
Button

Show library access links for (choose up to five libraries):

e.g., *Harvard*

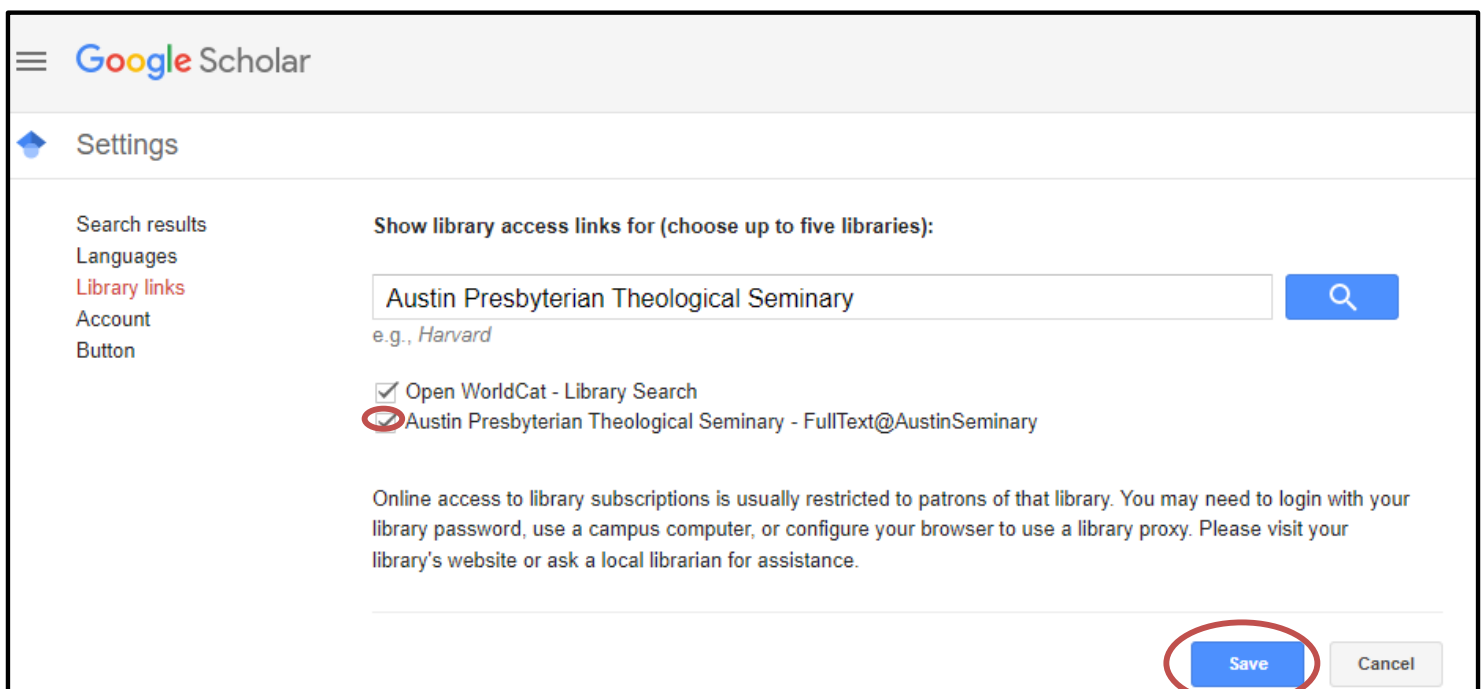
Open WorldCat - Library Search

Online access to library subscriptions is usually restricted to patrons of that library. You may need to login with your library password, use a campus computer, or configure your browser to use a library proxy. Please visit your library's website or ask a local librarian for assistance.

To retain settings, you must turn on [cookies](#)

- 4.** Check the box next to Austin Seminary and click “Save.”

- Keep “Open WorldCat” checked – this gives you full text access to open source articles in Google Scholar.



Google Scholar

Settings

Search results
Languages
Library links
Account
Button

Show library access links for (choose up to five libraries):

e.g., *Harvard*

Open WorldCat - Library Search
 Austin Presbyterian Theological Seminary - FullText@AustinSeminary

Online access to library subscriptions is usually restricted to patrons of that library. You may need to login with your library password, use a campus computer, or configure your browser to use a library proxy. Please visit your library's website or ask a local librarian for assistance.

5. Go back to the main Google Scholar page and search for an article title or keyword. If a result is available through our library subscription, you'll see a FullText@AustinSeminary link on the right.

The screenshot shows the Google Scholar interface. The search bar contains the text "islam against religious extremism and fanaticism". Below the search bar, the article title "Islam against religious extremism and fanaticism" is displayed, along with the author "A Sajid - Dialogue & alliance, 2001 - ixtheo.de". On the right side of the article entry, the link "FullText@AustinSeminary" is circled in red. The left sidebar shows filters for "Any time" (Since 2022, Since 2021, Since 2018, Custom range...) and "Sort by" options (Sort by relevance, Sort by date). The bottom left shows "Any type" (Review articles).

6. Click the FullText@AustinSeminary link to go the record for the article in EBSCOhost and then click "PDF Full Text" to view or print the article. For free! Note: if you are off-campus or in student housing, you will need to log in.

The screenshot shows the EBSCOhost search results page. The search bar contains the text "AN ATLA0001286031". The search results show the article title "Islam against religious extremism and fanaticism" by Sajid, Abduljalil. The article is from the journal "Dialogue & Alliance", 15 no 2 Fall - Wint 2001, p 10-19. The article is peer reviewed, has an ISSN of 0891-5881, and was published in 2001. The language is English. On the left side, the "Detailed Record" section shows a "PDF Full Text (76,798 bytes)" link circled in red. Below this link is a button that says "Find Similar Results using SmartText Searching." On the right side, there is a "Tools" section with options for Google Drive, Add to folder, Print, E-mail, Save, Cite, and Export.

If you have questions, please contact us at libraryiq@austinseminary.edu.