

Report No. 2022-137
March 2022

STATE OF FLORIDA AUDITOR GENERAL

Financial and Federal Single Audit

**WAKULLA COUNTY
DISTRICT SCHOOL BOARD**

For the Fiscal Year Ended
June 30, 2021



Sherrill F. Norman, CPA
Auditor General

Board Members and Superintendent

During the 2020-21 fiscal year, Robert Pearce served as Superintendent of the Wakulla County Schools and the following individuals served as School Board Members:

	<u>District No.</u>
Verna Brock	1
Melisa Taylor, Chair from 11-17-20, Vice Chair through 11-16-20	2
Cale Langston	3
Joshua Brown from 11-17-20	4
Gregory Thomas through 11-16-20, Chair	4
Jo Ann Daniels, Vice Chair from 11-17-20	5

The Auditor General conducts audits of governmental entities to provide the Legislature, Florida's citizens, public entity management, and other stakeholders unbiased, timely, and relevant information for use in promoting government accountability and stewardship and improving government operations.

The team leader was Michael Nichols, and the audit was supervised by Jacqueline Bell, CPA.

Please address inquiries regarding this report to Edward A. Waller, CPA, Audit Manager, by e-mail at tedwaller@aud.state.fl.us or by telephone at (850) 412-2887.

This report and other reports prepared by the Auditor General are available at:

FLAuditor.gov

Printed copies of our reports may be requested by contacting us at:

State of Florida Auditor General

Claude Pepper Building, Suite G74 · 111 West Madison Street · Tallahassee, FL 32399-1450 · (850) 412-2722

WAKULLA COUNTY DISTRICT SCHOOL BOARD
TABLE OF CONTENTS

	Page No.
SUMMARY	i
INDEPENDENT AUDITOR'S REPORT	
Report on the Financial Statements	1
Other Reporting Required by <i>Government Auditing Standards</i>	3
MANAGEMENT'S DISCUSSION AND ANALYSIS	4
BASIC FINANCIAL STATEMENTS	
Statement of Net Position	11
Statement of Activities.....	12
Balance Sheet – Governmental Funds	14
Reconciliation of the Governmental Funds Balance Sheet to the Statement of Net Position	16
Statement of Revenues, Expenditures, and Changes in Fund Balances – Governmental Funds	18
Reconciliation of the Governmental Funds Statement of Revenues, Expenditures, and Changes in Fund Balances to the Statement of Activities	20
Statement of Net Position – Proprietary Fund.....	21
Statement of Revenues, Expenses, and Changes in Fund Net Position – Proprietary Fund.....	22
Statement of Cash Flows – Proprietary Fund	23
Statement of Fiduciary Net Position – Fiduciary Funds	24
Statement of Changes in Fiduciary Net Position – Fiduciary Funds	25
Notes to Financial Statements	26
OTHER REQUIRED SUPPLEMENTARY INFORMATION	
Budgetary Comparison Schedule – General and Major Special Revenue Funds	54
Schedule of Changes in the District's Total OPEB Liability and Related Ratios	56
Schedule of the District's Proportionate Share of the Net Pension Liability – Florida Retirement System Pension Plan	57
Schedule of District Contributions – Florida Retirement System Pension Plan	57
Schedule of the District's Proportionate Share of the Net Pension Liability – Health Insurance Subsidy Pension Plan	58
Schedule of District Contributions – Health Insurance Subsidy Pension Plan	58
Notes to Required Supplementary Information	59
SCHEDULE OF EXPENDITURES OF FEDERAL AWARDS	60

WAKULLA COUNTY DISTRICT SCHOOL BOARD
TABLE OF CONTENTS (CONTINUED)

	Page No.
INDEPENDENT AUDITOR'S REPORT ON INTERNAL CONTROL OVER FINANCIAL REPORTING AND ON COMPLIANCE AND OTHER MATTERS BASED ON AN AUDIT OF FINANCIAL STATEMENTS PERFORMED IN ACCORDANCE WITH <i>GOVERNMENT AUDITING STANDARDS</i>	62
INDEPENDENT AUDITOR'S REPORT ON COMPLIANCE FOR EACH MAJOR FEDERAL PROGRAM AND REPORT ON INTERNAL CONTROL OVER COMPLIANCE REQUIRED BY THE UNIFORM GUIDANCE	64
SCHEDULE OF FINDINGS AND QUESTIONED COSTS	67
PRIOR AUDIT FOLLOW-UP	68
SUMMARY SCHEDULE OF PRIOR AUDIT FINDINGS.....	68

SUMMARY

SUMMARY OF REPORT ON FINANCIAL STATEMENTS

Our audit disclosed that the basic financial statements of the Wakulla County District School Board (District) were presented fairly, in all material respects, in accordance with prescribed financial reporting standards.

SUMMARY OF REPORT ON INTERNAL CONTROL AND COMPLIANCE

Our audit did not identify any deficiencies in internal control over financial reporting that we consider to be material weaknesses.

The results of our tests disclosed no instances of noncompliance or other matters that are required to be reported under *Government Auditing Standards* issued by the Comptroller General of the United States.

SUMMARY OF REPORT ON FEDERAL AWARDS

We audited the District's compliance with applicable Federal awards requirements. The Title I program and Education Stabilization Fund were audited as major Federal programs. The results of our audit indicated that the District materially complied with the requirements that could have a direct and material effect on each of its major Federal programs.

AUDIT OBJECTIVES AND SCOPE


Our audit objectives were to determine whether the School Board and its officers with administrative and stewardship responsibilities for District operations:

- Presented the District's basic financial statements in accordance with generally accepted accounting principles;
- Established and implemented internal control over financial reporting and compliance with requirements that could have a direct and material effect on the financial statements or on the District's major Federal programs; and
- Complied with the various provisions of laws, rules, regulations, contracts, and grant agreements that are material to the financial statements, and those applicable to the District's major Federal programs.

The scope of this audit included an examination of the District's basic financial statements and the accompanying Schedule of Expenditures of Federal Awards, as of and for the fiscal year ended June 30, 2021. We obtained an understanding of the District's environment, including its internal control, and assessed the risk of material misstatement necessary to plan the audit of the basic financial statements and Federal awards. We also examined various transactions to determine whether they were executed, in both manner and substance, in accordance with governing provisions of laws, rules, regulations, contracts, and grant agreements.

AUDIT METHODOLOGY

We conducted our audit in accordance with auditing standards generally accepted in the United States of America; applicable standards contained in *Government Auditing Standards*, issued by the Comptroller General of the United States; and Title 2 U.S. *Code of Federal Regulations* Part 200, *Uniform Administrative Requirements, Cost Principles, and Audit Requirements for Federal Awards*.



Sherrill F. Norman, CPA
Auditor General

AUDITOR GENERAL STATE OF FLORIDA

Claude Denson Pepper Building, Suite G74
111 West Madison Street
Tallahassee, Florida 32399-1450



Phone: (850) 412-2722
Fax: (850) 488-6975

The President of the Senate, the Speaker of the
House of Representatives, and the
Legislative Auditing Committee

INDEPENDENT AUDITOR'S REPORT

Report on the Financial Statements

We have audited the accompanying financial statements of the governmental activities, the business-type activities, the discretely presented component unit, each major fund, and the aggregate remaining fund information of the Wakulla County District School Board, as of and for the fiscal year ended June 30, 2021, and the related notes to the financial statements, which collectively comprise the District's basic financial statements as listed in the table of contents.

Management's Responsibility for the Financial Statements

Management is responsible for the preparation and fair presentation of these financial statements in accordance with accounting principles generally accepted in the United States of America; this includes the design, implementation, and maintenance of internal control relevant to the preparation and fair presentation of financial statements that are free from material misstatement, whether due to fraud or error.

Auditor's Responsibility

Our responsibility is to express opinions on these financial statements based on our audit. We did not audit the financial statements of the school internal funds, which represent 33 percent, 4 percent, 38 percent, 8 percent, and 10 percent, respectively, of the assets, liabilities, net position and fund balance, additions and revenues, and deductions and expenditures of the aggregate remaining fund information. In addition, we did not audit the financial statements of the discretely presented component unit, which represents 100 percent of the transactions and account balances of the discretely presented component unit column. The financial statements of the school internal funds and the discretely presented component unit were audited by other auditors whose reports have been furnished to us, and our opinions, insofar as they relate to the amounts included for those financial statements, are based solely on the reports of the other auditors. We conducted our audit in accordance with auditing standards generally accepted in the United States of America and the standards applicable to financial audits contained in *Government Auditing Standards*, issued by the Comptroller General of the United States.

Those standards require that we plan and perform the audit to obtain reasonable assurance about whether the financial statements are free from material misstatement.

An audit involves performing procedures to obtain audit evidence about the amounts and disclosures in the financial statements. The procedures selected depend on the auditor's judgment, including the assessment of the risks of material misstatement of the financial statements, whether due to fraud or error. In making those risk assessments, the auditor considers internal control relevant to the entity's preparation and fair presentation of the financial statements in order to design audit procedures that are appropriate in the circumstances, but not for the purpose of expressing an opinion on the effectiveness of the entity's internal control. Accordingly, we express no such opinion. An audit also includes evaluating the appropriateness of accounting policies used and the reasonableness of significant accounting estimates made by management, as well as evaluating the overall presentation of the financial statements.

We believe that the audit evidence we have obtained is sufficient and appropriate to provide a basis for our audit opinions.

Opinions

In our opinion, based on our audit and the reports of other auditors, the financial statements referred to above present fairly, in all material respects, the respective financial position of the governmental activities, the business-type activities, the discretely presented component unit, each major fund, and the aggregate remaining fund information of the Wakulla County District School Board, as of June 30, 2021, and the respective changes in financial position and, where applicable, cash flows thereof for the fiscal year then ended in accordance with accounting principles generally accepted in the United States of America.

Emphasis of Matter

As discussed in Note II. to the financial statements, the District implemented Governmental Accounting Standards Board Statement No. 84, *Fiduciary Activities*, which is a change in accounting principle that addresses accounting and financial reporting for fiduciary activities. This affects the comparability of amounts reported for the 2020-21 fiscal year with amounts reported for the 2019-20 fiscal year. Our opinion is not modified with respect to this matter.

Other Matters

Required Supplementary Information

Accounting principles generally accepted in the United States of America require that **MANAGEMENT'S DISCUSSION AND ANALYSIS**, the **Budgetary Comparison Schedule – General and Major Special Revenue Funds**, **Schedule of Changes in the District's Total OPEB Liability and Related Ratios**, **Schedule of the District's Proportionate Share of the Net Pension Liability – Florida Retirement System Pension Plan**, **Schedule of District Contributions – Florida Retirement System Pension Plan**, **Schedule of the District's Proportionate Share of the Net Pension Liability – Health Insurance Subsidy Pension Plan**, **Schedule of District Contributions – Health Insurance Subsidy Pension Plan**, and **Notes to Required Supplementary Information**, as listed in the table of contents, be presented to supplement the basic financial statements. Such information, although not a part of the basic financial statements, is required by the Governmental Accounting Standards Board who considers

it to be an essential part of financial reporting for placing the basic financial statements in an appropriate operational, economic, or historical context. We have applied certain limited procedures to the required supplementary information in accordance with auditing standards generally accepted in the United States of America, which consisted of inquiries of management about the methods of preparing the information and comparing the information for consistency with management's responses to our inquiries, the basic financial statements, and other knowledge we obtained during our audit of the basic financial statements. We do not express an opinion or provide any assurance on the information because the limited procedures do not provide us with sufficient evidence to express an opinion or provide any assurance.

Supplementary Information

Our audit was conducted for the purpose of forming opinions on the financial statements that collectively comprise the District's basic financial statements. The accompanying **SCHEDULE OF EXPENDITURES OF FEDERAL AWARDS**, as required by Title 2 U.S. *Code of Federal Regulations* Part 200, *Uniform Administrative Requirements, Cost Principles, and Audit Requirements for Federal Awards*, is presented for purposes of additional analysis and is not a required part of the basic financial statements.

The accompanying **SCHEDULE OF EXPENDITURES OF FEDERAL AWARDS** is the responsibility of management and was derived from and relates directly to the underlying accounting and other records used to prepare the basic financial statements. Such information has been subjected to the auditing procedures applied in the audit of the basic financial statements and certain additional procedures, including comparing and reconciling such information directly to the underlying accounting and other records used to prepare the basic financial statements or to the basic financial statements themselves, and other additional procedures in accordance with auditing standards generally accepted in the United States of America. In our opinion, the accompanying **SCHEDULE OF EXPENDITURES OF FEDERAL AWARDS** is fairly stated, in all material respects, in relation to the basic financial statements as a whole.

Other Reporting Required by *Government Auditing Standards*

In accordance with *Government Auditing Standards*, we have also issued our report dated March 4, 2022, on our consideration of the District's internal control over financial reporting and on our tests of its compliance with certain provisions of laws, rules, regulations, contracts, and grant agreements and other matters included under the heading **INDEPENDENT AUDITOR'S REPORT ON INTERNAL CONTROL OVER FINANCIAL REPORTING AND ON COMPLIANCE AND OTHER MATTERS BASED ON AN AUDIT OF FINANCIAL STATEMENTS PERFORMED IN ACCORDANCE WITH GOVERNMENT AUDITING STANDARDS**. The purpose of that report is solely to describe the scope of our testing of internal control over financial reporting and compliance and the results of that testing, and not to provide an opinion on the effectiveness of the District's internal control over financial reporting or on compliance. That report is an integral part of an audit performed in accordance with *Government Auditing Standards* in considering the District's internal control over financial reporting and compliance.

Respectfully submitted,



Sherrill F. Norman, CPA
Tallahassee, Florida
March 4, 2022

MANAGEMENT'S DISCUSSION AND ANALYSIS

The management of the Wakulla County District School Board has prepared the following discussion and analysis to provide an overview of the District's financial activities for the fiscal year ended June 30, 2021. The information contained in the Management's Discussion and Analysis (MD&A) is intended to highlight significant transactions, events, and conditions and should be considered in conjunction with the District's financial statements and notes to financial statements found immediately following the MD&A.

FINANCIAL HIGHLIGHTS

Key financial highlights for the 2020-21 fiscal year are as follows:

- The District's total net position decreased by \$679,064.65, which represents a 1.1 percent decrease from the 2019-20 fiscal year.
- During the current year, General Fund expenditures exceeded revenues by \$698,574.94. This may be compared to the previous year's results in which General Fund expenditures exceeded revenues by \$342,044.29.
- The unassigned and assigned fund balances for the General Fund, representing the net current financial resources available for general appropriations by the Board, totaled \$5,602,997.67, or 13.6 percent of General Fund expenditures, totaling \$41,254,955.07. This represents a 13.4 percent increase from the previous year's unassigned and assigned fund balance of \$4,940,229.41.

OVERVIEW OF FINANCIAL STATEMENTS

The basic financial statements consist of three components: (1) government-wide financial statements; (2) fund financial statements; and (3) notes to financial statements. This report also includes supplementary information intended to furnish additional details to support the basic financial statements.

Government-Wide Financial Statements

The government-wide financial statements provide both short-term and long-term information about the District's overall financial condition in a manner similar to those of a private-sector business. The statements include a statement of net position and a statement of activities that are designed to provide consolidated financial information about the governmental and business-type activities of the District presented on the accrual basis of accounting. The statement of net position provides information about the District's financial position, its assets, liabilities, and deferred inflows/outflows of resources, using an economic resources measurement focus. Assets plus deferred outflows of resources, less liabilities and deferred inflows of resources, equals net position, which is a measure of the District's financial health. The statement of activities presents information about the change in the District's net position, the results of operations, during the fiscal year. An increase or decrease in net position is an indication of whether the District's financial health is improving or deteriorating.

The government-wide statements present the District's activities in the following categories:

- Governmental activities – This represents most of the District's services, including its educational programs such as basic, vocational, adult, and exceptional education. Support functions such as transportation and administration are also included. Local property taxes and the State's education finance program provide most of the resources that support these activities.

- Business-type activities – As the fiscal agent of the Small School District Council Consortium, the District charges fees to cover the cost of certain services it provides.
- Component unit – The District presents Wakulla’s Charter School of Arts, Science, and Technology, Inc. as a separate legal entity in this report. Although the school is a legally separate organization, it is considered a component unit for financial reporting purposes and is included in this report because the school meets criteria for inclusion by generally accepted accounting principles. Financial information for this component unit is reported separately from the financial information presented for the primary government.

Fund Financial Statements

Fund financial statements are one of the components of the basic financial statements. A fund is a grouping of related accounts that is used to maintain control over resources that have been segregated for specific activities or objectives. The District uses fund accounting to ensure and demonstrate compliance with finance-related legal requirements and prudent fiscal management. Certain funds are established by law while others are created by legal agreements, such as bond covenants. Fund financial statements provide more detailed information about the District’s financial activities, focusing on its most significant or “major” funds rather than fund types. This is in contrast to the entitywide perspective contained in the government-wide statements. All of the District’s funds may be classified within one of the broad categories discussed below.

Governmental Funds: Governmental funds are used to account for essentially the same functions reported as governmental activities in the government-wide financial statements. However, unlike the government-wide financial statements, governmental fund financial statements focus on near-term inflows and outflows of spendable resources, as well as on balances of spendable resources available at the end of the fiscal year. Such information may be useful in assessing a government’s near-term financing requirements.

Because the focus of governmental funds is narrower than that of the government-wide financial statements, it is useful to compare the information presented for governmental funds with similar information presented for governmental activities in the government-wide financial statements. By doing so, readers may better understand the long-term impact of the government’s near-term financing decisions. Both the governmental funds balance sheet and the governmental funds statement of revenues, expenditures, and changes in fund balances provide a reconciliation to facilitate this comparison between governmental funds and governmental activities.

The governmental funds balance sheet and statement of revenues, expenditures, and changes in fund balances provide detailed information about the District’s most significant funds. The District’s major funds are the General Fund, Special Revenue – Federal Education Stabilization Fund, and Capital Projects – Other Fund. Data from the other governmental funds are combined into a single, aggregated presentation.

The District adopts an annual appropriated budget for its governmental funds. A budgetary comparison schedule has been provided for the General and major Special Revenue Funds to demonstrate compliance with the budget.

Proprietary Fund: Proprietary funds may be established to account for activities in which a fee is charged for services. Enterprise funds are used to report the same functions as business-type activities

in the government-wide financial statements. The District uses the enterprise fund to account for the activities of the Small School District Council Consortium, for which the District is the fiscal agent.

Fiduciary Funds: Fiduciary funds are used to report assets held in a trustee or fiduciary capacity for the benefit of external parties, such as student activity funds. Fiduciary funds are not reflected in the government-wide statements because the resources are not available to support the District’s own programs. In its fiduciary capacity, the District is responsible for ensuring that the assets reported in these funds are used only for their intended purposes. The District uses custodial funds to account for resources held for student activities and groups.

Notes to Financial Statements

The notes provide additional information that is essential for a full understanding of the data provided in the government-wide and fund financial statements.

Other Information

In addition to the basic financial statements and accompanying notes, this report also presents required supplementary information concerning the District’s total other postemployment benefits and net pension liabilities.

GOVERNMENT-WIDE FINANCIAL ANALYSIS

As noted earlier, net position over time may serve as a useful indicator of a government’s financial health. The following is a summary of the District’s net position as of June 30, 2021, compared to net position as of June 30, 2020:

Net Position, End of Year

	Governmental Activities		Business-Type Activities		Total	
	6-30-21	6-30-20	6-30-21	6-30-20	6-30-21	6-30-20
Current and Other Assets	\$ 9,465,744.68	\$ 8,777,176.06	\$37,923.18	\$33,230.68	\$ 9,503,667.86	\$ 8,810,406.74
Capital Assets	80,121,028.32	78,983,267.56	-	-	80,121,028.32	78,983,267.56
Total Assets	89,586,773.00	87,760,443.62	37,923.18	33,230.68	89,624,696.18	87,793,674.30
Deferred Outflows of Resources	10,668,156.00	9,403,335.00	-	-	10,668,156.00	9,403,335.00
Long-Term Liabilities	38,574,605.77	33,508,650.64	-	-	38,574,605.77	33,508,650.64
Other Liabilities	945,140.80	1,170,829.29	13,232.89	13,107.00	958,373.69	1,183,936.29
Total Liabilities	39,519,746.57	34,679,479.93	13,232.89	13,107.00	39,532,979.46	34,692,586.93
Deferred Inflows of Resources	2,375,737.00	3,441,222.00	-	-	2,375,737.00	3,441,222.00
Net Position:						
Net Investment in Capital Assets	79,366,039.94	77,804,007.15	-	-	79,366,039.94	77,804,007.15
Restricted	3,075,799.68	3,031,062.51	-	-	3,075,799.68	3,031,062.51
Unrestricted (Deficit)	(24,082,394.19)	(21,791,992.97)	24,690.29	20,123.68	(24,057,703.90)	(21,771,869.29)
Total Net Position	\$58,359,445.43	\$59,043,076.69	\$24,690.29	\$20,123.68	\$58,384,135.72	\$59,063,200.37

The largest portion of the District’s net position is investment in capital assets (e.g., land; buildings; furniture, fixtures, and equipment), less any related debt still outstanding. The District uses these capital assets to provide services to students; consequently, these assets are not available for future spending.

The restricted portion of the District's net position represents resources that are subject to external restrictions on how they may be used.

As of June 30, 2021, the unrestricted portion of the District's net position remains negative due to the recognized pension liability.

The key elements of the changes in the District's net position for the fiscal years ended June 30, 2021, and June 30, 2020, are as follows:

Operating Results for the Fiscal Year Ended

	Governmental Activities		Business-Type Activities		Total	
	6-30-21	6-30-20	6-30-21	6-30-20	6-30-21	6-30-20
Program Revenues:						
Charges for Services	\$ 673,969.84	\$ 275,420.90	\$ 123,500.00	\$ 123,500.00	\$ 797,469.84	\$ 398,920.90
Operating Grants and Contributions	4,280,196.93	4,466,127.24	-	-	4,280,196.93	4,466,127.24
Capital Grants and Contributions	194,903.06	203,264.98	-	-	194,903.06	203,264.98
General Revenues:						
Property Taxes, Levied for Operational Purposes	6,846,157.40	6,770,848.99	-	-	6,846,157.40	6,770,848.99
Property Taxes, Levied for Capital Projects	2,291,796.80	2,135,604.28	-	-	2,291,796.80	2,135,604.28
Grants and Contributions Not Restricted to Specific Programs	37,591,702.54	33,444,606.82	-	-	37,591,702.54	33,444,606.82
Unrestricted Investment Earnings	18,027.87	159,808.88	-	-	18,027.87	159,808.88
Miscellaneous	2,125,570.62	458,438.03	-	-	2,125,570.62	458,438.03
Total Revenues	54,022,325.06	47,914,120.12	123,500.00	123,500.00	54,145,825.06	48,037,620.12
Functions/Program Expenses:						
Instruction	29,426,817.86	24,866,733.13	-	-	29,426,817.86	24,866,733.13
Student Support Services	2,838,769.01	2,799,644.90	-	-	2,838,769.01	2,799,644.90
Instructional Media Services	610,959.40	626,112.80	-	-	610,959.40	626,112.80
Instruction and Curriculum Development Services	694,089.64	633,835.24	-	-	694,089.64	633,835.24
Instructional Staff Training Services	567,131.17	533,357.32	-	-	567,131.17	533,357.32
Instruction-Related Technology	310,086.02	247,306.26	-	-	310,086.02	247,306.26
Board	525,099.35	708,407.13	-	-	525,099.35	708,407.13
General Administration	570,805.52	426,096.36	-	-	570,805.52	426,096.36
School Administration	2,899,825.68	2,986,985.15	-	-	2,899,825.68	2,986,985.15
Facilities Acquisition and Construction	403,357.16	422,189.09	-	-	403,357.16	422,189.09
Fiscal Services	492,456.98	621,878.85	-	-	492,456.98	621,878.85
Food Services	2,571,542.02	2,934,073.80	-	-	2,571,542.02	2,934,073.80
Central Services	725,223.50	644,867.88	-	-	725,223.50	644,867.88
Student Transportation Services	3,297,557.89	3,064,899.71	-	-	3,297,557.89	3,064,899.71
Operation of Plant	5,150,393.60	4,875,559.87	-	-	5,150,393.60	4,875,559.87
Maintenance of Plant	1,199,326.60	1,073,189.43	-	-	1,199,326.60	1,073,189.43
Administrative Technology Services	443,576.70	422,178.71	-	-	443,576.70	422,178.71
Community Services	14,040.90	13,747.41	-	-	14,040.90	13,747.41
Unallocated Interest on Long-Term Debt	17,938.32	22,780.00	-	-	17,938.32	22,780.00
Unallocated Depreciation Expense	1,946,959.00	1,971,699.97	-	-	1,946,959.00	1,971,699.97
Small School District Council Consortium	-	-	118,933.39	119,647.12	118,933.39	119,647.12
Total Functions/Program Expenses	54,705,956.32	49,895,543.01	118,933.39	119,647.12	54,824,889.71	50,015,190.13
Change in Net Position	(683,631.26)	(1,981,422.89)	4,566.61	3,852.88	(679,064.65)	(1,977,570.01)
Net Position - Beginning	59,043,076.69	61,024,499.58	20,123.68	16,270.80	59,063,200.37	61,040,770.38
Net Position - Ending	\$ 58,359,445.43	\$ 59,043,076.69	\$ 24,690.29	\$ 20,123.68	\$ 58,384,135.72	\$ 59,063,200.37

The largest revenue source is the State of Florida (61.3 percent). Revenues from State sources for current operations are primarily received through the Florida Education Finance Program (FEFP) funding formula. The FEFP funding formula utilizes student enrollment data and is designed to maintain equity in funding across all Florida school districts, taking into consideration the District's funding ability based on the local property tax base. State revenues accounted for in the General Fund totaled \$32,499,434.12, an increase of \$681,951.07 over the prior year. Compared to the prior year, the base student allocation multiplied by the District cost differential increased by 1 percent from \$4,083.92 per full-time equivalent

student to \$4,124.68 per full-time equivalent student. Overall, State revenues totaled \$33,176,880.44, an increase of \$708,525.91.

Property tax revenues increased by \$231,500.93, or 2.6 percent, as a result of increased taxable assessed values.

Grants and contributions not restricted to specific programs revenues increased by \$4,147,095.72, or 12.4 percent, primarily due to new Federal Education Stabilization funds awarded in response to the COVID-19 pandemic.

Miscellaneous revenues increased by \$1,667,132.59 mainly due to the receipt of a new local grant from Triumph Gulf Coast, Inc. for the purpose of constructing a new bus garage.

Instruction expenses represent 53.8 percent of total governmental expenses for the 2020-21 fiscal year. Instruction expenses increased by \$4,560,084.73, or 18.3 percent, from the previous fiscal year due to the purchase of noncapitalized computer equipment in response to the COVID-19 pandemic and an increase in pension expense.

FINANCIAL ANALYSIS OF THE DISTRICT'S FUNDS

Governmental Funds

The focus of the District's governmental funds is to provide information on near-term inflows, outflows, and balances of spendable resources. Such information is useful in assessing the District's financing requirements. Specifically, unassigned fund balance may serve as a useful measure of a government's net resources available for discretionary use as it represents the portion of fund balance that has not been limited to a particular purpose by an external party, the District, or a group or individual delegated authority by the Board to assign resources for particular purposes.

The total fund balances of governmental funds increased by \$911,713.36 during the fiscal year to \$8,528,070.13 at June 30, 2021. Of the total fund balance, \$4,842,796.99, or 56.8 percent, is unassigned fund balance, which is available for spending at the District's discretion; \$204,353.85 is nonspendable; \$2,720,718.61 is restricted; and \$760,200.68 is assigned.

Major Governmental Funds

The General Fund is the District's chief operating fund. For the current fiscal year, 75.1 percent of revenues and 77.7 percent of expenditures of the governmental funds were accounted for in the General Fund. As a measure of the General Fund's liquidity, it may be useful to compare the total assigned and unassigned fund balances to General Fund total revenues. Through fiscal prudence, the District attempts to maintain an unassigned plus assigned fund balance of at least 8 percent of General Fund revenues for any given fiscal year. At the end of the current fiscal year, unassigned fund balance is \$4,842,796.99, while the total fund balance is \$6,650,754.30. The total assigned and unassigned fund balance is 13.8 percent of the total General Fund revenues, while total fund balance represents 16.4 percent of total General Fund revenues. Total fund balance increased by \$476,254.32 during the fiscal year.

The Special Revenue – Federal Education Stabilization Fund accounts for certain Federal funds provided in response to the COVID-19 pandemic and has total revenues and expenditures of \$3,406,479.86 each.

Because grant revenues are not recognized until expenditures are incurred, this fund generally does not accumulate a fund balance.

The Capital Projects – Other Fund has a total fund balance of \$645,665.50. These funds are restricted, in part, for the acquisition, construction, and maintenance of capital assets. The total fund balance has been encumbered for installation of a synthetic field at the Wakulla High School football complex.

Proprietary Fund

The only proprietary fund for the District is the Small School District Council Consortium Enterprise Fund. Unrestricted net position of the Small School District Council Consortium Enterprise Fund increased by \$4,566.61 during the 2020-21 fiscal year to \$24,690.29 at June 30, 2021. This increase occurred primarily because of a decrease in costs for the consulting firm used by the Consortium.

GENERAL FUND BUDGETARY HIGHLIGHTS

During the 2020-21 fiscal year, the District amended its General Fund budget several times, which resulted in an increase in total budgeted revenues of \$113,198.79. At the same time, final appropriations are less than the original budgeted amounts by \$152,215.77.

Actual revenues are greater than the final budgeted amounts by \$61,863.34, or 0.2 percent, while actual expenditures are \$2,639,724.21, or 6 percent, less than final budgeted amounts. The decrease in expenditures was primarily due to lower instruction costs than anticipated. The actual ending fund balance exceeded the estimated fund balance contained in the final amended budget by \$2,720,585.20.

CAPITAL ASSETS AND LONG-TERM DEBT

Capital Assets

The District's investment in capital assets for its governmental activities as of June 30, 2021, is \$80,121,028.32 (net of accumulated depreciation). This investment in capital assets includes land; land improvements; construction in progress; improvements other than buildings; buildings and fixed equipment; furniture, fixtures, and equipment; motor vehicles; and audio visual materials and computer software.

Additional information on the District's capital assets can be found in Notes I.F.4., III.C., and III.F. to the financial statements.

Long-Term Debt

At June 30, 2021, the District had total long-term debt outstanding of \$540,000, which is the remaining balance of a \$900,000 note payable entered into during a prior fiscal year for the purchase of school buses. During the year, retirement of debt was \$180,000.

No changes were noted in the District's credit ratings.

Additional information on the District's long-term debt can be found in Notes I.F.6. and III.H. to the financial statements.

OTHER MATTERS OF SIGNIFICANCE

The fiscal impact of the COVID-19 pandemic was minimal for the 2020-21 fiscal year. The District will continue to monitor fund budgets for the ensuing fiscal year for changes in student enrollment and the levels of Federal, State, and local funding.

REQUESTS FOR INFORMATION

This report is designed to provide a general overview of the District's finances for all those with an interest in the District's finances. Questions concerning information provided in the MD&A or other required supplementary information, and financial statements and notes thereto, or requests for additional financial information should be addressed to the Chief Financial Officer, Wakulla County District School Board, Post Office Box 100, Crawfordville, Florida 32326.

BASIC FINANCIAL STATEMENTS

Wakulla County District School Board Statement of Net Position June 30, 2021

	Primary Government			Component Unit
	Governmental Activities	Business-Type Activities	Total	
ASSETS				
Cash and Cash Equivalents	\$ 7,133,475.65	\$ 37,923.18	\$ 7,171,398.83	\$ 249,667.00
Investments	-	-	-	102,330.00
Accounts Receivable	1,029.80	-	1,029.80	4,252.00
Due from Other Agencies	2,126,885.38	-	2,126,885.38	238,162.00
Prepaid Items	-	-	-	9,171.00
Inventories	204,353.85	-	204,353.85	-
Capital Assets:				
Nondepreciable Capital Assets	3,552,352.29	-	3,552,352.29	-
Depreciable Capital Assets, Net	76,568,676.03	-	76,568,676.03	631,511.00
TOTAL ASSETS	89,586,773.00	37,923.18	89,624,696.18	1,235,093.00
DEFERRED OUTFLOWS OF RESOURCES				
Pensions	10,221,296.00	-	10,221,296.00	-
OPEB	446,860.00	-	446,860.00	-
TOTAL DEFERRED OUTFLOWS OF RESOURCES	10,668,156.00	-	10,668,156.00	-
LIABILITIES				
Accrued Salaries and Benefits	50,244.78	-	50,244.78	-
Payroll Deductions and Withholdings	36,572.34	-	36,572.34	-
Accounts Payable	411,106.58	13,232.89	424,339.47	75,883.00
Construction Contracts Payable	114,902.26	-	114,902.26	-
Construction Contracts Payable - Retained Percentage	143,124.14	-	143,124.14	-
Due to Other Agencies	181,724.45	-	181,724.45	-
Accrued Interest Payable	7,466.25	-	7,466.25	-
Long-Term Liabilities:				
Portion Due Within 1 Year	530,196.88	-	530,196.88	2,152.00
Portion Due After 1 Year	38,044,408.89	-	38,044,408.89	184.00
TOTAL LIABILITIES	39,519,746.57	13,232.89	39,532,979.46	78,219.00
DEFERRED INFLOWS OF RESOURCES				
Pensions	2,034,156.00	-	2,034,156.00	-
OPEB	341,581.00	-	341,581.00	-
TOTAL DEFERRED INFLOWS OF RESOURCES	2,375,737.00	-	2,375,737.00	-
NET POSITION				
Net Investment in Capital Assets	79,366,039.94	-	79,366,039.94	629,175.00
Restricted for:				
State Required Carryover Programs	940,457.45	-	940,457.45	-
Capital Projects	1,881,940.29	-	1,881,940.29	27,110.00
Food Service	253,401.94	-	253,401.94	46,243.00
Other Purposes	-	-	-	26,914.00
Unrestricted (Deficit)	(24,082,394.19)	24,690.29	(24,057,703.90)	427,432.00
TOTAL NET POSITION	\$ 58,359,445.43	\$ 24,690.29	\$ 58,384,135.72	\$ 1,156,874.00

The accompanying notes to financial statements are an integral part of this statement.

**Wakulla County District School Board
Statement of Activities
For the Fiscal Year Ended June 30, 2021**

Functions/Programs	Expenses	Program Revenues		
		Charges for Services	Operating Grants and Contributions	Capital Grants and Contributions
Primary Government				
Governmental Activities:				
Instruction	\$ 29,426,817.86	\$ 586,559.60	\$ -	\$ -
Student Support Services	2,838,769.01	-	-	-
Instructional Media Services	610,959.40	-	-	-
Instruction and Curriculum Development Services	694,089.64	-	-	-
Instructional Staff Training Services	567,131.17	-	-	-
Instruction-Related Technology	310,086.02	-	-	-
Board	525,099.35	-	-	-
General Administration	570,805.52	-	-	-
School Administration	2,899,825.68	-	-	-
Facilities Acquisition and Construction	403,357.16	-	-	194,903.06
Fiscal Services	492,456.98	-	-	-
Food Services	2,571,542.02	87,410.24	2,492,642.93	-
Central Services	725,223.50	-	-	-
Student Transportation Services	3,297,557.89	-	1,673,996.00	-
Operation of Plant	5,150,393.60	-	-	-
Maintenance of Plant	1,199,326.60	-	113,558.00	-
Administrative Technology Services	443,576.70	-	-	-
Community Services	14,040.90	-	-	-
Unallocated Interest on Long-Term Debt	17,938.32	-	-	-
Unallocated Depreciation Expense*	1,946,959.00	-	-	-
Total Governmental Activities	54,705,956.32	673,969.84	4,280,196.93	194,903.06
Business-Type Activities:				
Small School District Council Consortium	118,933.39	123,500.00	-	-
Total Primary Government	\$ 54,824,889.71	\$ 797,469.84	\$ 4,280,196.93	\$ 194,903.06
Component Unit				
Wakulla's Charter School of Arts, Science, and Technology, Inc.	\$ 1,671,093.00	\$ 794.00	\$ 674,100.00	\$ 113,558.00

General Revenues:

Taxes:

Property Taxes, Levied for Operational Purposes

Property Taxes, Levied for Capital Projects

Grants and Contributions Not Restricted to Specific Programs

Unrestricted Investment Earnings

Miscellaneous

Total General Revenues

Change in Net Position

Net Position - Beginning

Adjustment to Beginning Net Position

Net Position - Beginning, as Restated

Net Position - Ending

* This amount excludes the depreciation that is included in the direct expenses of the various functions.

The accompanying notes to financial statements are an integral part of this statement.

Net (Expense) Revenue and Changes in Net Position

Primary Government			
Governmental Activities	Business-Type Activities	Total	Component Unit
\$ (28,840,258.26)	\$ -	\$ (28,840,258.26)	\$ -
(2,838,769.01)	-	(2,838,769.01)	-
(610,959.40)	-	(610,959.40)	-
(694,089.64)	-	(694,089.64)	-
(567,131.17)	-	(567,131.17)	-
(310,086.02)	-	(310,086.02)	-
(525,099.35)	-	(525,099.35)	-
(570,805.52)	-	(570,805.52)	-
(2,899,825.68)	-	(2,899,825.68)	-
(208,454.10)	-	(208,454.10)	-
(492,456.98)	-	(492,456.98)	-
8,511.15	-	8,511.15	-
(725,223.50)	-	(725,223.50)	-
(1,623,561.89)	-	(1,623,561.89)	-
(5,150,393.60)	-	(5,150,393.60)	-
(1,085,768.60)	-	(1,085,768.60)	-
(443,576.70)	-	(443,576.70)	-
(14,040.90)	-	(14,040.90)	-
(17,938.32)	-	(17,938.32)	-
(1,946,959.00)	-	(1,946,959.00)	-
(49,556,886.49)	-	(49,556,886.49)	-
-	4,566.61	4,566.61	-
(49,556,886.49)	4,566.61	(49,552,319.88)	-
-	-	-	(882,641.00)
6,846,157.40	-	6,846,157.40	-
2,291,796.80	-	2,291,796.80	-
37,591,702.54	-	37,591,702.54	1,084,765.00
18,027.87	-	18,027.87	868.00
2,125,570.62	-	2,125,570.62	-
48,873,255.23	-	48,873,255.23	1,085,633.00
(683,631.26)	4,566.61	(679,064.65)	202,992.00
59,043,076.69	20,123.68	59,063,200.37	943,392.00
-	-	-	10,490.00
59,043,076.69	20,123.68	59,063,200.37	953,882.00
<u>\$ 58,359,445.43</u>	<u>\$ 24,690.29</u>	<u>\$ 58,384,135.72</u>	<u>\$ 1,156,874.00</u>

**Wakulla County District School Board
Balance Sheet – Governmental Funds
June 30, 2021**

	<u>General Fund</u>	<u>Special Revenue - Federal Education Stabilization Fund</u>	<u>Capital Projects - Other Fund</u>
ASSETS			
Cash and Cash Equivalents	\$ 5,336,749.16	\$ -	\$ 549,674.50
Accounts Receivable	1,029.80	-	-
Due from Other Funds	1,393,897.23	-	6,629.71
Due from Other Agencies	211,186.47	1,307,972.68	361,604.39
Inventories	107,299.18	-	-
TOTAL ASSETS	\$ 7,050,161.84	\$ 1,307,972.68	\$ 917,908.60
LIABILITIES AND FUND BALANCES			
Liabilities:			
Accrued Salaries and Benefits	\$ -	\$ 22,068.26	\$ -
Payroll Deductions and Withholdings	36,372.34	-	-
Accounts Payable	173,687.62	45,750.00	14,216.70
Construction Contracts Payable	-	-	114,902.26
Construction Contracts Payable - Retained Percentage	-	-	143,124.14
Due to Other Funds	7,623.13	1,240,154.42	-
Due to Other Agencies	181,724.45	-	-
Total Liabilities	399,407.54	1,307,972.68	272,243.10
Fund Balances:			
Nonspendable:			
Inventories	107,299.18	-	-
Restricted for:			
State Required Carryover Programs	940,457.45	-	-
Capital Projects	-	-	645,665.50
Food Service	-	-	-
Total Restricted Fund Balance	940,457.45	-	645,665.50
Assigned for:			
School Operations	682,958.54	-	-
Purchases on Order	77,242.14	-	-
Total Assigned Fund Balance	760,200.68	-	-
Unassigned Fund Balance	4,842,796.99	-	-
Total Fund Balances	6,650,754.30	-	645,665.50
TOTAL LIABILITIES AND FUND BALANCES	\$ 7,050,161.84	\$ 1,307,972.68	\$ 917,908.60

The accompanying notes to financial statements are an integral part of this statement.

Other Governmental Funds	Total Governmental Funds
\$ 1,247,051.99	\$ 7,133,475.65
-	1,029.80
993.42	1,401,520.36
246,121.84	2,126,885.38
97,054.67	204,353.85
\$ 1,591,221.92	\$ 10,867,265.04
\$ 28,176.52	\$ 50,244.78
200.00	36,572.34
177,452.26	411,106.58
-	114,902.26
-	143,124.14
153,742.81	1,401,520.36
-	181,724.45
359,571.59	2,339,194.91
97,054.67	204,353.85
-	940,457.45
978,248.39	1,623,913.89
156,347.27	156,347.27
1,134,595.66	2,720,718.61
-	682,958.54
-	77,242.14
-	760,200.68
-	4,842,796.99
1,231,650.33	8,528,070.13
\$ 1,591,221.92	\$ 10,867,265.04

**Wakulla County District School Board
Reconciliation of the Governmental Funds Balance Sheet
to the Statement of Net Position
June 30, 2021**

Total Fund Balances - Governmental Funds \$ 8,528,070.13

Amounts reported for governmental activities in the statement of net position are different because:

Capital assets, net of accumulated depreciation, used in governmental activities are not financial resources and, therefore, are not reported as assets in the governmental funds. 80,121,028.32

Interest on long-term debt is accrued as a liability in the government-wide statements, but is not recognized in the governmental funds until due. (7,466.25)

The deferred outflows of resources and deferred inflows of resources related to pensions and other postemployment benefits (OPEB) are applicable to future periods and, therefore, are not reported in the governmental funds.

Deferred Outflows Related to Pensions	\$ 10,221,296.00	
Deferred Outflows Related to OPEB	446,860.00	
Deferred Inflows Related to Pensions	(2,034,156.00)	
Deferred Inflows Related to OPEB	<u>(341,581.00)</u>	8,292,419.00

Long-term liabilities are not due and payable in the fiscal year and, therefore, are not reported as liabilities in the governmental funds. Long-term liabilities at year end consist of:

Note Payable	\$ (540,000.00)	
Compensated Absences Payable	(2,929,169.77)	
Net Pension Liability	(31,108,309.00)	
Total OPEB Liability	<u>(3,997,127.00)</u>	<u>(38,574,605.77)</u>

Net Position - Governmental Activities **\$ 58,359,445.43**

The accompanying notes to financial statements are an integral part of this statement.

THIS PAGE INTENTIONALLY LEFT BLANK

Wakulla County District School Board
Statement of Revenues, Expenditures, and Changes in
Fund Balances – Governmental Funds
For the Fiscal Year Ended June 30, 2021

	<u>General Fund</u>	<u>Special Revenue - Federal Education Stabilization Fund</u>	<u>Capital Projects - Other Fund</u>
Revenues			
Intergovernmental:			
Federal Direct	\$ 81,271.26	\$ -	\$ -
Federal Through State and Local	357,718.61	3,406,479.86	-
State	32,499,434.12	-	454,238.06
Local:			
Property Taxes	6,846,157.40	-	-
Charges for Services - Food Service	-	-	-
Miscellaneous	771,798.74	-	1,956,069.91
Total Local Revenues	<u>7,617,956.14</u>	<u>-</u>	<u>1,956,069.91</u>
Total Revenues	<u>40,556,380.13</u>	<u>3,406,479.86</u>	<u>2,410,307.97</u>
Expenditures			
Current - Education:			
Instruction	23,127,499.03	2,930,430.92	-
Student Support Services	2,157,041.05	81,651.00	-
Instructional Media Services	569,227.94	-	-
Instruction and Curriculum Development Services	513,494.61	63,066.50	-
Instructional Staff Training Services	131,938.46	22,068.26	-
Instruction-Related Technology	285,924.14	-	-
Board	509,374.94	-	-
General Administration	330,366.32	118,357.05	-
School Administration	2,677,958.07	-	-
Facilities Acquisition and Construction	300,660.70	-	95,117.04
Fiscal Services	458,346.76	-	-
Food Services	40,483.52	-	-
Central Services	692,199.92	-	-
Student Transportation Services	2,744,443.57	8,028.15	-
Operation of Plant	4,862,047.79	115,298.48	-
Maintenance of Plant	1,137,175.74	-	-
Administrative Technology Services	423,936.90	-	-
Community Services	12,868.55	-	-
Fixed Capital Outlay:			
Facilities Acquisition and Construction	61,029.80	-	2,051,914.74
Other Capital Outlay	218,937.26	67,579.50	6,065.00
Debt Service:			
Principal	-	-	-
Interest and Fiscal Charges	-	-	250.00
Total Expenditures	<u>41,254,955.07</u>	<u>3,406,479.86</u>	<u>2,153,346.78</u>
Excess (Deficiency) of Revenues Over Expenditures	<u>(698,574.94)</u>	<u>-</u>	<u>256,961.19</u>
Other Financing Sources (Uses)			
Transfers In	1,171,855.34	-	-
Transfers Out	-	-	(139,122.00)
Total Other Financing Sources (Uses)	<u>1,171,855.34</u>	<u>-</u>	<u>(139,122.00)</u>
Net Change in Fund Balances	473,280.40	-	117,839.19
Fund Balances, Beginning	6,174,499.98	-	527,826.31
Increase in Nonspendable Inventory	2,973.92	-	-
Fund Balances, Ending	<u>\$ 6,650,754.30</u>	<u>\$ 0.00</u>	<u>\$ 645,665.50</u>

The accompanying notes to financial statements are an integral part of this statement.

Other Governmental Funds	Total Governmental Funds
\$ -	\$ 81,271.26
5,044,452.36	8,808,650.83
223,208.26	33,176,880.44
2,291,796.80	9,137,954.20
87,410.24	87,410.24
2,289.44	2,730,158.09
<u>2,381,496.48</u>	<u>11,955,522.53</u>
<u>7,649,157.10</u>	<u>54,022,325.06</u>
1,582,691.78	27,640,621.73
404,271.73	2,642,963.78
-	569,227.94
65,861.35	642,422.46
373,558.06	527,564.78
-	285,924.14
-	509,374.94
105,358.33	554,081.70
-	2,677,958.07
-	395,777.74
-	458,346.76
2,483,581.82	2,524,065.34
2,583.80	694,783.72
-	2,752,471.72
-	4,977,346.27
-	1,137,175.74
-	423,936.90
-	12,868.55
1,032,095.59	3,145,040.13
48,569.38	341,151.14
180,000.00	180,000.00
20,232.07	20,482.07
<u>6,298,803.91</u>	<u>53,113,585.62</u>
<u>1,350,353.19</u>	<u>908,739.44</u>
-	1,171,855.34
<u>(1,032,733.34)</u>	<u>(1,171,855.34)</u>
<u>(1,032,733.34)</u>	<u>-</u>
317,619.85	908,739.44
914,030.48	7,616,356.77
-	2,973.92
<u>\$ 1,231,650.33</u>	<u>\$ 8,528,070.13</u>

Wakulla County District School Board
Reconciliation of the Governmental Funds Statement of Revenues, Expenditures,
and Changes in Fund Balances to the Statement of Activities
For the Fiscal Year Ended June 30, 2021

Net Change in Fund Balances - Governmental Funds \$ 908,739.44

Amounts reported for governmental activities in the statement of activities are different because:

Capital outlays are reported in the governmental funds as expenditures. However, in the statement of activities, the cost of those assets is allocated over their estimated useful lives as depreciation expense. This is the amount of capital outlays in excess of depreciation expense in the current fiscal year. 1,137,760.76

Repayment of long-term debt is an expenditure in the governmental funds, but the repayment reduces long-term liabilities in the statement of net position. This is the amount of repayments in the current fiscal year. 180,000.00

Accrued interest expense reported in the statement of activities does not require the use of current financial resources and, therefore, is not reported as expenditures in the governmental funds. This is the decrease in accrued interest during the current fiscal year. 2,543.75

In the statement of activities, the cost of compensated absences is measured by the amounts earned during the year, while in the governmental funds, expenditures are recognized based on the amounts actually paid for compensated absences. This is the net amount of compensated absences earned in excess of the amount paid in the current fiscal year. (449,417.13)

Governmental funds report District OPEB contributions as expenditures. However, in the statement of activities, the cost of OPEB benefits earned net of employee contributions, as determined through an actuarial valuation, is reported as an OPEB expense.

Increase in Total OPEB Liability	\$	(14,233.00)	
Increase in Deferred Outflows of Resources - OPEB		48,831.00	
Increase in Deferred Inflows of Resources - OPEB		<u>(147,552.00)</u>	(112,954.00)

Governmental funds report District pension contributions as expenditures. However, in the statement of activities, the cost of pension benefits earned net of employee contributions is reported as a pension expense.

FRS Pension Contribution	\$	2,214,082.00	
HIS Pension Contribution		444,232.00	
FRS Pension Expense		(4,356,969.00)	
HIS Pension Expense		<u>(654,623.00)</u>	(2,353,278.00)

The purchases method of inventory accounting is used in the governmental funds for transportation inventories, while the government-wide statement inventories are accounted for using the consumption method. 2,973.92

Change in Net Position - Governmental Activities **\$ (683,631.26)**

The accompanying notes to financial statements are an integral part of this statement.

**Wakulla County District School Board
Statement of Net Position – Proprietary Fund
June 30, 2021**

	Nonmajor Enterprise Fund Small School District Council Consortium
ASSETS	
Current Assets:	
Cash and Cash Equivalents	\$ 37,923.18
LIABILITIES	
Current Liabilities:	
Accounts Payable	13,232.89
NET POSITION	
Unrestricted	\$ 24,690.29

The accompanying notes to financial statements are an integral part of this statement.

**Wakulla County District School Board
Statement of Revenues, Expenses, and Changes in Fund
Net Position – Proprietary Fund
For the Fiscal Year Ended June 30, 2021**

	Nonmajor Enterprise Fund Small School District Council Consortium
OPERATING REVENUES	
Charges for Services	\$ 123,500.00
OPERATING EXPENSES	
Purchased Services	118,933.39
Operating Income	4,566.61
Change in Net Position	4,566.61
Total Net Position - Beginning	20,123.68
Total Net Position - Ending	\$ 24,690.29

The accompanying notes to financial statements are an integral part of this statement.

**Wakulla County District School Board
Statement of Cash Flows – Proprietary Fund
For the Fiscal Year Ended June 30, 2021**

	Nonmajor Enterprise Fund Small School District Council Consortium
CASH FLOWS FROM OPERATING ACTIVITIES	
Cash Received from Services	\$ 123,500.00
Cash Payments to Suppliers for Goods and Services	<u>(118,807.50)</u>
Net Cash Provided by Operating Activities	<u>4,692.50</u>
Cash and Cash Equivalents, Beginning	<u>33,230.68</u>
Cash and Cash Equivalents, Ending	<u><u>\$ 37,923.18</u></u>
 Reconciliation of Operating Income to Net Cash Provided by Operating Activities:	
Operating Income	\$ 4,566.61
Adjustments to Reconcile Operating Income to Net Cash Provided by Operating Activities:	
Changes in Assets and Liabilities:	
Accounts Payable	<u>125.89</u>
Net Cash Provided by Operating Activities	<u><u>\$ 4,692.50</u></u>

The accompanying notes to financial statements are an integral part of this statement.

**Wakulla County District School Board
Statement of Fiduciary Net Position – Fiduciary Funds
June 30, 2021**

	Custodial Funds
ASSETS	
Cash and Cash Equivalents	\$ 796,508
Accounts Receivable	<u>3,125</u>
TOTAL ASSETS	<u>799,633</u>
LIABILITIES	
Accounts Payable	<u>14,842</u>
NET POSITION	
Restricted for Student Groups	<u>\$ 784,791</u>

The accompanying notes to financial statements are an integral part of this statement.

Wakulla County District School Board
Statement of Changes in Fiduciary Net Position – Fiduciary Funds
For the Fiscal Year Ended June 30, 2021

	Custodial Funds
ADDITIONS	
Athletics	\$ 274,023
Classes	162,741
Clubs	90,325
Fundraisers	33,139
General	88,018
Scholarships	1,361
Total Additions	649,607
DEDUCTIONS	
Athletics	272,109
Classes	200,589
Clubs	103,705
Fundraisers	48,219
General	81,166
Scholarships	3,900
Special Areas	105
Total Deductions	709,793
Change in Net Position	(60,186)
Net Position - Beginning	-
Adjustment to Beginning Net Position	844,977
Net Position - Beginning, as Restated	844,977
Net Position - Ending	\$ 784,791

The accompanying notes to financial statements are an integral part of this statement.

NOTES TO FINANCIAL STATEMENTS

I. SUMMARY OF SIGNIFICANT ACCOUNTING POLICIES

A. Description of Government-Wide Financial Statements

The government-wide financial statements (i.e., the statement of net position and the statement of activities) report information on all of the nonfiduciary activities of the primary government and its component unit. All fiduciary activities are reported only in the fund financial statements. Governmental activities, which normally are supported by taxes, intergovernmental revenues, and other nonexchange transactions, are reported separately from business-type activities, which rely to a significant extent on fees charged to external customers for support. Likewise, the primary government is reported separately from the legally separate component unit for which the primary government is financially accountable.

The statement of activities presents a comparison between direct expenses and program revenues for each function or program of the Wakulla County School District's (District) governmental activities and for each segment of the business-type activities. Direct expenses are those that are specifically associated with a service, program, or department and are thereby clearly identifiable to a particular function. Depreciation expense associated with the District's transportation department is allocated to the student transportation services function, while remaining depreciation expense is not readily associated with a particular function and is reported as unallocated.

B. Reporting Entity

The Wakulla County District School Board (Board) has direct responsibility for operation, control, and supervision of District schools and is considered a primary government for financial reporting. The District is considered part of the Florida system of public education, operates under the general direction of the Florida Department of Education (FDOE), and is governed by State law and State Board of Education (SBE) rules. The governing body of the District is the Board, which is composed of five elected members. The elected Superintendent of Schools is the executive officer of the Board. Geographic boundaries of the District correspond with those of Wakulla County.

Criteria for determining if other entities are potential component units that should be reported within the District's basic financial statements are identified and described in the Governmental Accounting Standards Board's (GASB) *Codification of Governmental Accounting and Financial Reporting Standards*, Sections 2100 and 2600. The application of these criteria provides for identification of any legally separate entities for which the Board is financially accountable and other organizations for which the nature and significance of their relationship with the Board are such that exclusion would cause the District's basic financial statements to be misleading. Based on the application of these criteria, the following component unit is included within the District's reporting entity:

Discretely Presented Component Unit. The component unit columns in the government-wide financial statements include the financial data of the District's component unit. A separate column is used to emphasize that it is legally separate from the District.

Wakulla's Charter School of Arts, Science, and Technology, Inc. is a not-for-profit corporation organized pursuant to Chapter 617, Florida Statutes, the Florida Not For Profit Corporation Act, and Section 1002.33, Florida Statutes. The charter school operates under a charter approved by its sponsor, the Wakulla County District School Board. The charter school is considered to be a component unit of the District because the District is financially accountable for the charter school as the District established the charter school by approval of the charter, which is tantamount to the initial appointment of the charter school, and there is the potential for the charter school to impose specific financial burdens on the District. In addition, pursuant to the Florida Constitution, the charter school is a public school and the District is responsible for the operation, control, and supervision of public schools within the District.

The financial data reported on the accompanying statements was derived from the charter school's audited financial statements for the fiscal year ended June 30, 2021. The audit report is filed in the District's administrative offices.

C. Basis of Presentation: Government-Wide Financial Statements

While separate government-wide and fund financial statements are presented, they are interrelated. The governmental activities column incorporates data from governmental funds, while business-type activities incorporate data from the government's enterprise fund. Separate financial statements are provided for governmental funds, proprietary fund, and fiduciary funds, even though the latter are excluded from the government-wide financial statements.

The effects of interfund activity have been eliminated from the government-wide financial statements except for interfund services provided and used.

D. Basis of Presentation: Fund Financial Statements

The fund financial statements provide information about the District's funds, including the fiduciary funds. Separate statements for each fund category – governmental, proprietary, and fiduciary – are presented. The emphasis of fund financial statements is on major governmental funds, each displayed in a separate column. All remaining governmental funds are aggregated and reported as nonmajor funds.

The District reports the following major governmental funds:

- General Fund – to account for all financial resources not required to be accounted for in another fund and for certain revenues from the State that are legally restricted to be expended for specific current operating purposes.
- Special Revenue – Federal Education Stabilization Fund – to account for Federal Coronavirus Aid, Relief, and Economic Security (CARES) Act funding provided through the State as emergency relief to address the impact of COVID-19 on elementary and secondary schools.
- Capital Projects – Other Fund – to account for various financial resources generated by State and local sources to be used for educational capital outlay needs, including new construction and renovation and remodeling projects.

Additionally, the District reports the following proprietary and fiduciary fund types:

- Enterprise Fund – to account for the financing of the Small School District Council Consortium for which the District is fiscal agent.

- Custodial Funds – to account for resources of the school internal funds, which are used to administer moneys collected at several schools in connection with school, student athletic, class, and club activities.

During the course of operations, the District has activity between funds for various purposes. Any residual balances outstanding at fiscal year end are reported as due from/to other funds. While these balances are reported in fund financial statements, certain eliminations are made in the preparation of the government-wide financial statements. Balances between the funds included in business-type activities (i.e., the enterprise fund) are eliminated so that only the net amount is included as internal balances in the business-type activities column. Further, certain activity occurs during the year involving transfers of resources between funds. In fund financial statements, these amounts are reported at gross amounts as transfers in and out. While reported in fund financial statements, certain eliminations are made in the preparation of the government-wide financial statements. Transfers between the funds included in governmental activities are eliminated so that only the net amount is included as transfers in the governmental activities column. Similarly, balances between the funds included in business-type activities are eliminated so that only the net amount is included as transfers in the business-type activities column.

E. Measurement Focus and Basis of Accounting

The accounting and financial reporting treatment is determined by the applicable measurement focus and basis of accounting. Measurement focus indicates the type of resources being measured such as current financial resources or economic resources. The basis of accounting indicates the timing of transactions or events for recognition in the financial statements.

The government-wide financial statements are reported using the economic resources measurement focus and the accrual basis of accounting. Revenues are recognized when earned and expenses are recognized when a liability is incurred, regardless of the timing of the related cash flows. Property taxes are recognized in the year for which they are levied. Revenues from grants, entitlements, and donations are recognized as soon as all eligibility requirements imposed by the provider have been met.

The governmental fund financial statements are reported using the current financial resources measurement focus and the modified accrual basis of accounting. Revenues, except for certain grant revenues, are recognized as soon as they are both measurable and available. Revenues are considered to be available when they are collectible within the current period or soon enough thereafter to pay liabilities of the current period. For this purpose, the District considers revenues to be available if they are collected within 60 days of the end of the current fiscal year. When grant terms provide that the expenditure of resources is the prime factor for determining eligibility for Federal, State, and other grant resources, revenue is recognized at the time the expenditure is made. Entitlements are recorded as revenues when all eligibility requirements are met, including any time requirements, and the amount is received during the period or within the availability period for this revenue source (within 60 days of year end). Expenditures are generally recognized when the related fund liability is incurred, as under accrual accounting. However, debt service expenditures, claims and judgments, pension benefits, other postemployment benefits, and compensated absences, are only recorded when payment is due. General capital asset acquisitions are reported as expenditures

in governmental funds. Issuance of long-term debt and acquisitions under capital leases are reported as other financing sources. Allocations of cost, such as depreciation, are not recognized in governmental funds.

The proprietary and fiduciary funds are reported using the economic resources measurement focus and the accrual basis of accounting.

The charter school is accounted for as a governmental organization and follows the same accounting model as the District's governmental activities.

F. Assets, Liabilities, Deferred Outflows/Inflows of Resources, and Net Position/Fund Balance

1. Cash and Cash Equivalents

The District's cash and cash equivalents are considered to be cash on hand, demand deposits, and short-term liquid investments with original maturities of 3 months or less from the date of acquisition. Investments classified as cash equivalents include amounts placed with the State Board of Administration (SBA) in Florida PRIME.

Cash deposits are held by banks qualified as public depositories under Florida law. All deposits are insured by Federal depository insurance, up to specified limits, or collateralized with securities held in Florida's multiple financial institution collateral pool as required by Chapter 280, Florida Statutes.

2. Investments

Investments consist of amounts placed with the SBA for participation in the Florida PRIME investment pool created by Section 218.405, Florida Statutes. The investment pool operates under investment guidelines established by Section 215.47, Florida Statutes.

The District's investment in Florida PRIME, which the SBA indicates is a Securities and Exchange Commission Rule 2a7-like external investment pool, are similar to money market funds in which shares are owned in the fund rather than the underlying investments. This investment is reported at fair value, which is amortized cost.

Types and amounts of investments held at fiscal year end are described in a subsequent note.

3. Inventories

Inventories consist of expendable supplies held for consumption in the course of District operations. Inventories are stated at cost on the first-in, first-out basis, except that United States Department of Agriculture donated foods are stated at their fair value as determined at the time of donation to the District's food service program by the Florida Department of Agriculture and Consumer Services, Bureau of Food Distribution. The costs of food service inventories are recorded as expenditures when used rather than purchased, while the costs of transportation inventories are recorded as expenditures at the time of purchase. Inventories are equally offset by a nonspendable fund balance which indicates they do not constitute "available spendable resources."

4. Capital Assets

Expenditures for capital assets acquired or constructed for general District purposes are reported in the governmental fund that financed the acquisition or construction. The capital assets so acquired are reported at cost in the government-wide statement of net position but are not reported in the governmental fund financial statements. Capital assets are defined by the District as those costing more than \$750. However, for renovations to buildings, the threshold of capitalization is \$50,000. Such assets are recorded at historical cost or estimated historical cost if purchased or constructed. Donated assets are recorded at acquisition value at the date of donation. Interest costs incurred during the construction of capital assets are not considered material and are not capitalized as part of the cost of construction.

Capital assets are depreciated using the weighted average composite method over the following estimated useful lives:

<u>Description</u>	<u>Estimated Useful Lives</u>
Improvements Other Than Buildings	8 - 35 years
Buildings and Fixed Equipment	10 - 50 years
Furniture, Fixtures, and Equipment	3 - 10 years
Motor Vehicles	5 - 10 years
Audio Visual Materials and Computer Software	5 - 7 years

Current year information relative to changes in capital assets is described in a subsequent note.

5. Pensions

In the government-wide statement of net position, liabilities are recognized for the District's proportionate share of each pension plan's net pension liability. For purposes of measuring the net pension liability, deferred outflows of resources and deferred inflows of resources related to pensions, and pension expense, information about the fiduciary net position of the Florida Retirement System (FRS) defined benefit plan and the Health Insurance Subsidy (HIS) defined benefit plan and additions to/deductions from the FRS and the HIS fiduciary net position have been determined on the same basis as they are reported by the FRS and the HIS plans. For this purpose, benefit payments (including refunds of employee contributions) are recognized when due and payable in accordance with benefit terms. Investments are reported at fair value.

The District's retirement plans and related amounts are described in a subsequent note.

6. Long-Term Liabilities

Long-term obligations that will be financed from resources to be received in the future by governmental funds are reported as liabilities in the government-wide statement of net position.

In the governmental fund financial statements, bonds and other long-term obligations are not recognized as liabilities until due.

Changes in long-term liabilities for the current year are reported in a subsequent note.

7. Deferred Outflows/Inflows of Resources

In addition to assets, the statement of net position reports a separate section for deferred outflows of resources. This separate financial statement element, *deferred outflows of resources*, represents a consumption of net position that applies to future periods and so will not be recognized as an outflow of resources (expense) until then. The District has two items that qualify for reporting in this category. The deferred outflows of resources related to pensions and OPEB are discussed in subsequent notes.

In addition to liabilities, the statement of net position reports a separate section for deferred inflows of resources. This separate financial statement element, *deferred inflows of resources*, represents an acquisition of net position that applies to future periods and so will not be recognized as an inflow of resources (revenue) until that time. The District has two items that qualify for reporting in this category. The deferred inflows of resources related to pensions and OPEB are discussed in subsequent notes.

8. Net Position Flow Assumption

The District occasionally funds outlays for a particular purpose from both restricted (e.g., restricted bond or grant proceeds) and unrestricted resources. To calculate the amounts to report as restricted net position and unrestricted net position in the government-wide and proprietary fund financial statements a flow assumption must be made about the order in which the resources are considered to be applied. Consequently, it is the District's policy to consider restricted net position to have been depleted before unrestricted net position is applied.

9. Fund Balance Flow Assumptions

The District may fund outlays for a particular purpose from both restricted and unrestricted resources (the total of committed, assigned, and unassigned fund balance). To calculate the amounts to report as restricted, committed, assigned, and unassigned fund balance in the governmental fund financial statements, a flow assumption must be made about the order in which the resources are considered to be applied. It is the District's policy to consider restricted fund balance to have been depleted before using any of the components of unrestricted fund balance. Further, when components of unrestricted fund balance can be used for the same purpose, committed fund balance is depleted first, followed by assigned fund balance. Unassigned fund balance is applied last.

10. Fund Balance Policies

Fund balance of governmental funds is reported in various categories based on the nature of any limitations requiring the use of resources for specific purposes. The District itself can establish limitations on the use of resources through either a commitment (committed fund balance) or an assignment (assigned fund balance).

The committed fund balance classification includes amounts that can be used only for the specific purposes determined by a formal action of the District's highest level of decision-making authority. The Board is the highest level of decision-making authority for the District that can, by adoption of a resolution prior to the end of the fiscal year, commit fund balance. Once adopted, the

limitation imposed by the resolution remains in place until a similar action is taken (the adoption of another resolution) to remove or revise the limitation. The District reported no committed fund balances at June 30, 2021.

Amounts in the assigned fund balance classification are intended to be used by the District for specific purposes but do not meet the criteria to be classified as committed. The Board has by resolution 11/12-01 authorized the Superintendent, or his designee, to assign fund balance. The Board may also assign fund balance as it does when appropriating fund balance to cover a gap between estimated revenue and appropriations in the subsequent year's appropriated budget. Unlike commitments, assignments generally only exist temporarily. In other words, an additional action does not normally have to be taken for the removal of an assignment. Conversely, as discussed above, an additional action is essential to either remove or revise a commitment.

G. Revenues and Expenditures/Expenses

1. Program Revenues

Amounts reported as program revenues include charges paid by the recipient of the goods or services offered by the program and grants and contributions that are restricted to meeting the operational or capital requirements of a particular program. All taxes, including those dedicated for specific purposes, and other internally dedicated resources are reported as general revenues rather than program revenues. Revenues that are not classified as program revenues are presented as general revenues. The comparison of direct expenses with program revenues identifies the extent to which each governmental function or business segment is self-financing or draws from the general revenues of the District.

2. State Revenue Sources

Significant revenues from State sources for current operations include the Florida Education Finance Program administered by the FDOE under the provisions of Section 1011.62, Florida Statutes. In accordance with this law, the District determines and reports the number of full-time equivalent (FTE) students and related data to the FDOE. The FDOE performs certain edit checks on the reported number of FTE and related data and calculates the allocation of funds to the District. The District is permitted to amend its original reporting during specified time periods following the date of the original reporting. The FDOE may also adjust subsequent fiscal period allocations based upon an audit of the District's compliance in determining and reporting FTE and related data. Normally, such adjustments are treated as reductions or additions of revenue in the fiscal year when the adjustments are made.

The State provides financial assistance to administer certain educational programs. SBE rules require that revenue earmarked for certain programs be expended only for the program for which the money is provided, and require that the money not expended as of the close of the fiscal year be carried forward into the following fiscal year to be expended for the same educational programs. The FDOE generally requires that these educational program revenues be accounted for in the General Fund. A portion of the fund balance of the General Fund is restricted in the

governmental fund financial statements for the balance of categorical and earmarked educational program resources.

The District received an allocation from the State under the School Hardening Grant program. The District is authorized to expend these funds only upon applying for and receiving an encumbrance authorization from the FDOE.

A schedule of revenue from State sources for the current year is presented in a subsequent note.

3. District Property Taxes

The Board is authorized by State law to levy property taxes for district school operations, capital improvements, and debt service.

Property taxes consist of ad valorem taxes on real and personal property within the District. Property values are determined by the Wakulla County Property Appraiser, and property taxes are collected by the Wakulla County Tax Collector.

The Board adopted the 2020 tax levy on September 14, 2020. Tax bills are mailed in October and taxes are payable between November 1 of the year assessed and March 31 of the following year at discounts of up to 4 percent for early payment.

Taxes become a lien on the property on January 1 and are delinquent on April 1 of the year following the year of assessment. State law provides for enforcement of collection of personal property taxes by seizure of the property to satisfy unpaid taxes and for enforcement of collection of real property taxes by the sale of interest-bearing tax certificates to satisfy unpaid taxes. The procedures result in the collection of essentially all taxes prior to June 30 of the year following the year of assessment.

Property tax revenues are recognized in the government-wide financial statements when the Board adopts the tax levy. Property tax revenues are recognized in the governmental fund financial statements when taxes are received by the District, except that revenue is accrued for taxes collected by the Wakulla County Tax Collector at fiscal year end but not yet remitted to the District.

Millages and taxes levied for the current year are presented in a subsequent note.

4. Federal Revenue Sources

The District receives Federal awards for the enhancement of various educational programs. Federal awards are generally received based on applications submitted to, and approved by, various granting agencies. For Federal awards in which a claim to these grant proceeds is based on incurring eligible expenditures, revenue is recognized to the extent that eligible expenditures have been incurred. The FDOE may require adjustments to subsequent fiscal period expenditures and related revenues based upon an audit of the District's compliance with applicable Federal awards requirements. Normally, such adjustments are treated as reductions of expenditures and related revenues in the fiscal year when the adjustments are made.

5. Compensated Absences

In the government-wide financial statements, compensated absences (i.e., paid absences for employee vacation leave and sick leave) are accrued as liabilities to the extent that it is probable that the benefits will result in termination payments. A liability for these amounts is reported in the governmental fund financial statements only if it has matured, such as for occurrences of employee resignations and retirements. The liability for compensated absences includes salary-related benefits, where applicable.

6. Proprietary Fund Operating and Nonoperating Revenues and Expenses

Proprietary funds distinguish operating revenues and expenses from nonoperating items. Operating revenues and expenses generally result from providing services and producing and delivering goods in connection with the proprietary fund's principal ongoing operations. The principal operating revenue of the District's enterprise fund is charges for services relating to the Small School District Council Consortium. Operating expenses include purchased services. All revenues and expenses not meeting this definition are reported as nonoperating revenues and expenses.

II. ACCOUNTING CHANGE

The District implemented GASB Statement No. 84, *Fiduciary Activities*, which establishes criteria for identifying and reporting fiduciary activities of all state and local governments. The focus of the criteria generally is on (1) whether a government is controlling the assets of the fiduciary activity and (2) the beneficiaries with whom a fiduciary relationship exists. Governments with activities meeting the criteria should present a statement of fiduciary net position and a statement of changes in fiduciary net position. The District considers the school internal funds to meet the criteria for reporting as fiduciary activities in the custodial funds. As such, the beginning net position of the custodial funds was increased by \$844,977.

III. DETAILED NOTES ON ALL ACTIVITIES AND FUNDS

A. Cash Deposits with Financial Institutions

Custodial Credit Risk. In the case of deposits, this is the risk that, in the event of the failure of a depository financial institution, the District will not be able to recover deposits or will not be able to recover collateral securities that are in the possession of an outside party. The District does not have a policy for custodial credit risk. All bank balances of the District are fully insured or collateralized as required by Chapter 280, Florida Statutes.

B. Investments

The District's investments at June 30, 2021, are reported as follows:

<u>Investments</u>	<u>Maturities</u>	<u>Fair Value</u>
SBA:		
Florida PRIME (1)	50 Days	<u>\$ 6,566,388.82</u>

(1) This investment is reported as a cash equivalent for financial statement reporting purposes.

Interest Rate Risk

Interest rate risk is the risk that changes in interest rates will adversely affect the fair value of an investment. The District does not have a formal investment policy that limits investment maturities as a means of managing its exposure to fair value losses from increasing interest rates.

Florida PRIME uses a weighted average days to maturity (WAM). A portfolio's WAM reflects the average maturity in days based on final maturity or reset date, in the case of floating rate instruments. WAM measures the sensitivity of the portfolio to interest rate changes.

For Florida PRIME, with regard to redemption gates, Section 218.409(8)(a), Florida Statutes, states, "The principal, and any part thereof, of each account constituting the trust fund is subject to payment at any time from the moneys in the trust fund. However, the executive director may, in good faith, on the occurrence of an event that has a material impact on liquidity or operations of the trust fund, for 48 hours limit contributions to or withdrawals from the trust fund to ensure that the board [State Board of Administration] can invest moneys entrusted to it in exercising its fiduciary responsibility. Such action must be immediately disclosed to all participants, the trustees, the Joint Legislative Auditing Committee, and the Investment Advisory Council. The trustees shall convene an emergency meeting as soon as practicable from the time the executive director has instituted such measures and review the necessity of those measures. If the trustees are unable to convene an emergency meeting before the expiration of the 48-hour moratorium on contributions and withdrawals, the moratorium may be extended by the executive director until the trustees are able to meet to review the necessity for the moratorium. If the trustees agree with such measures, the trustees shall vote to continue the measures for up to an additional 15 days. The trustees must convene and vote to continue any such measures before the expiration of the time limit set, but in no case may the time limit set by the trustees exceed 15 days." As of June 30, 2021, there were no redemption fees, maximum transaction amounts, or any other requirements that serve to limit a participant's daily access to 100 percent of their account value.

Credit Risk

Credit risk is the risk that an issuer or other counterparty to an investment will not fulfill its obligations. Section 218.415(17), Florida Statutes, limits investments to the Local Government Surplus Funds Trust Fund [Florida PRIME], or any intergovernmental investment pool authorized pursuant to the Florida Interlocal Cooperation Act as provided in Section 163.01, Florida Statutes; Securities and Exchange Commission registered money market funds with the highest credit quality rating from a nationally recognized rating agency; interest-bearing time deposits or savings accounts in qualified public depositories, as defined in Section 280.02, Florida Statutes; and direct obligations of the United States Treasury. The District does not have a formal investment policy that further limits its investment choices.

The District's investment in Florida PRIME is rated AAAM by Standard & Poor's.

C. Changes in Capital Assets

Changes in capital assets are presented in the following table:

	<u>Beginning Balance</u>	<u>Additions</u>	<u>Deletions</u>	<u>Ending Balance</u>
GOVERNMENTAL ACTIVITIES				
Capital Assets Not Being Depreciated:				
Land	\$ 3,501,421.43	\$ -	\$ -	\$ 3,501,421.43
Land Improvements	6,752.00	-	-	6,752.00
Construction in Progress	1,777,320.51	24,678.86	1,757,820.51	44,178.86
Total Capital Assets Not Being Depreciated	<u>5,285,493.94</u>	<u>24,678.86</u>	<u>1,757,820.51</u>	<u>3,552,352.29</u>
Capital Assets Being Depreciated:				
Improvements Other Than Buildings	5,687,366.87	47,104.80	-	5,734,471.67
Buildings and Fixed Equipment	97,699,725.69	4,831,076.98	609,805.25	101,920,997.42
Furniture, Fixtures, and Equipment	4,936,315.57	287,153.64	245,793.57	4,977,675.64
Motor Vehicles	6,334,543.04	53,997.50	1,217,262.67	5,171,277.87
Audio Visual Materials and Computer Software	218,496.30	-	8,560.42	209,935.88
Total Capital Assets Being Depreciated	<u>114,876,447.47</u>	<u>5,219,332.92</u>	<u>2,081,421.91</u>	<u>118,014,358.48</u>
Less Accumulated Depreciation for:				
Improvements Other Than Buildings	3,181,690.84	137,060.48	-	3,318,751.32
Buildings and Fixed Equipment	30,473,408.28	1,546,663.60	609,805.25	31,410,266.63
Furniture, Fixtures, and Equipment	3,467,262.97	260,142.16	245,793.57	3,481,611.56
Motor Vehicles	3,844,774.19	401,471.51	1,217,262.67	3,028,983.03
Audio Visual Materials and Computer Software	211,537.57	3,092.76	8,560.42	206,069.91
Total Accumulated Depreciation	<u>41,178,673.85</u>	<u>2,348,430.51</u>	<u>2,081,421.91</u>	<u>41,445,682.45</u>
Total Capital Assets Being Depreciated, Net	<u>73,697,773.62</u>	<u>2,870,902.41</u>	<u>-</u>	<u>76,568,676.03</u>
Governmental Activities Capital Assets, Net	<u>\$ 78,983,267.56</u>	<u>\$ 2,895,581.27</u>	<u>\$ 1,757,820.51</u>	<u>\$ 80,121,028.32</u>

Depreciation expense was charged to functions as follows:

<u>Function</u>	<u>Amount</u>
GOVERNMENTAL ACTIVITIES	
Student Transportation Services	\$ 401,471.51
Unallocated	1,946,959.00
Total Depreciation Expense – Governmental Activities	<u>\$ 2,348,430.51</u>

D. Retirement Plans

1. FRS – Defined Benefit Pension Plans

General Information about the FRS

The FRS was created in Chapter 121, Florida Statutes, to provide a defined benefit pension plan for participating public employees. The FRS was amended in 1998 to add the Deferred Retirement Option Program (DROP) under the defined benefit plan and amended in 2000 to provide a defined contribution plan alternative to the defined benefit plan for FRS members effective July 1, 2002. This integrated defined contribution pension plan is the FRS Investment Plan. Chapter 112, Florida Statutes, established the Retiree HIS Program, a cost-sharing

multiple-employer defined benefit pension plan, to assist retired members of any State-administered retirement system in paying the costs of health insurance.

Essentially all regular employees of the District are eligible to enroll as members of the State-administered FRS. Provisions relating to the FRS are established by Chapters 121 and 122, Florida Statutes; Chapter 112, Part IV, Florida Statutes; Chapter 238, Florida Statutes; and FRS Rules, Chapter 60S, Florida Administrative Code; wherein eligibility, contributions, and benefits are defined and described in detail. Such provisions may be amended at any time by further action from the Florida Legislature. The FRS is a single retirement system administered by the Florida Department of Management Services, Division of Retirement, and consists of the two cost-sharing multiple-employer defined benefit plans and other nonintegrated programs. A comprehensive annual financial report of the FRS, which includes its financial statements, required supplementary information, actuarial report, and other relevant information, is available from the Florida Department of Management Services Web site (www.dms.myflorida.com).

The District's FRS and HIS pension expense totaled \$5,011,592 for the fiscal year ended June 30, 2021.

FRS Pension Plan

Plan Description. The FRS Pension Plan (Plan) is a cost-sharing multiple-employer defined benefit pension plan, with a DROP for eligible employees. The general classes of membership are:

- *Regular* – Members of the FRS who do not qualify for membership in the other classes.
- *Elected County Officers* – Members who hold specified elective offices in local government.

Employees enrolled in the Plan prior to July 1, 2011, vest at 6 years of creditable service and employees enrolled in the Plan on or after July 1, 2011, vest at 8 years of creditable service. All vested members, enrolled prior to July 1, 2011, are eligible for normal retirement benefits at age 62 or at any age after 30 years of service. All members enrolled in the Plan on or after July 1, 2011, once vested, are eligible for normal retirement benefits at age 65 or any time after 33 years of creditable service. Employees enrolled in the Plan may include up to 4 years of credit for military service toward creditable service. The Plan also includes an early retirement provision; however, there is a benefit reduction for each year a member retires before his or her normal retirement date. The Plan provides retirement, disability, death benefits, and annual cost-of-living adjustments to eligible participants.

The DROP, subject to provisions of Section 121.091, Florida Statutes, permits employees eligible for normal retirement under the Plan to defer receipt of monthly benefit payments while continuing employment with an FRS participating employer. An employee may participate in DROP for a period not to exceed 60 months after electing to participate, except that certain instructional personnel may participate for up to 96 months. During the period of DROP participation, deferred monthly benefits are held in the FRS Trust Fund and accrue interest. The net pension liability does not include amounts for DROP participants, as these members are considered retired and are not accruing additional pension benefits.

Benefits Provided. Benefits under the Plan are computed on the basis of age and/or years of service, average final compensation, and service credit. Credit for each year of service is expressed as a percentage of the average final compensation. For members initially enrolled before July 1, 2011, the average final compensation is the average of the 5 highest fiscal years' earnings; for members initially enrolled on or after July 1, 2011, the average final compensation is the average of the 8 highest fiscal years' earnings. The total percentage value of the benefit received is determined by calculating the total value of all service, which is based on the retirement class to which the member belonged when the service credit was earned. Members are eligible for in-line-of-duty or regular disability and survivors' benefits. The following table shows the percentage value for each year of service credit earned:

<u>Class, Initial Enrollment, and Retirement Age/Years of Service</u>	<u>Percent Value</u>
Regular Members Initially Enrolled Before July 1, 2011	
Retirement up to age 62 or up to 30 years of service	1.60
Retirement at age 63 or with 31 years of service	1.63
Retirement at age 64 or with 32 years of service	1.65
Retirement at age 65 or with 33 or more years of service	1.68
Regular Members Initially Enrolled On or After July 1, 2011	
Retirement up to age 65 or up to 33 years of service	1.60
Retirement at age 66 or with 34 years of service	1.63
Retirement at age 67 or with 35 years of service	1.65
Retirement at age 68 or with 36 or more years of service	1.68
Elected County Officers	3.00

As provided in Section 121.101, Florida Statutes, if the member was initially enrolled in the Plan before July 1, 2011, and all service credit was accrued before July 1, 2011, the annual cost-of-living adjustment is 3 percent per year. If the member was initially enrolled before July 1, 2011, and has service credit on or after July 1, 2011, there is an individually calculated cost-of-living adjustment. The annual cost-of-living adjustment is a proportion of 3 percent determined by dividing the sum of the pre-July 2011 service credit by the total service credit at retirement multiplied by 3 percent. Plan members initially enrolled on or after July 1, 2011, will not have a cost-of-living adjustment after retirement.

Contributions. The Florida Legislature establishes contribution rates for participating employers and employees. Contribution rates during the 2020-21 fiscal year were as follows:

<u>Class</u>	<u>Percent of Gross Salary</u>	
	<u>Employee</u>	<u>Employer (1)</u>
FRS, Regular	3.00	10.00
FRS, Elected County Officers	3.00	49.18
DROP – Applicable to Members from All of the Above Classes	0.00	16.98
FRS, Reemployed Retiree	(2)	(2)

- (1) Employer rates include 1.66 percent for the postemployment health insurance subsidy. Also, employer rates, other than for DROP participants, include 0.06 percent for administrative costs of the Investment Plan.
- (2) Contribution rates are dependent upon retirement class in which reemployed.

The District's contributions to the Plan totaled \$2,214,082 for the fiscal year ended June 30, 2021.

Pension Liabilities, Pension Expense, and Deferred Outflows of Resources and Deferred Inflows of Resources Related to Pensions. At June 30, 2021, the District reported a liability of \$22,292,311 for its proportionate share of the Plan's net pension liability. The net pension liability was measured as of June 30, 2020, and the total pension liability used to calculate the net pension liability was determined by an actuarial valuation as of July 1, 2020. The District's proportionate share of the net pension liability was based on the District's 2019-20 fiscal year contributions relative to the total 2019-20 fiscal year contributions of all participating members. At June 30, 2020, the District's proportionate share was 0.051434133 percent, which was a decrease of 0.001029818 from its proportionate share measured as of June 30, 2019.

For the fiscal year ended June 30, 2021, the District recognized the Plan pension expense of \$4,356,969. In addition, the District reported deferred outflows of resources and deferred inflows of resources related to pensions from the following sources:

<u>Description</u>	<u>Deferred Outflows of Resources</u>	<u>Deferred Inflows of Resources</u>
Differences Between Expected and Actual Experience	\$ 853,172	\$ -
Change of Assumptions	4,035,618	-
Net Difference Between Projected and Actual Earnings on FRS Pension Plan Investments	1,327,306	-
Changes in Proportion and Differences Between District FRS Contributions and Proportionate Share of Contributions	-	1,068,497
District FRS Contributions Subsequent to the Measurement Date	2,214,082	-
Total	\$ 8,430,178	\$ 1,068,497

The deferred outflows of resources related to pensions resulting from District contributions to the Plan subsequent to the measurement date, totaling \$2,214,082, will be recognized as a reduction of the net pension liability in the fiscal year ending June 30, 2022. Other amounts reported as deferred outflows of resources and deferred inflows of resources related to pensions will be recognized in pension expense as follows:

<u>Fiscal Year Ending June 30</u>	<u>Amount</u>
2022	\$ 931,646
2023	1,721,688
2024	1,500,927
2025	848,812
2026	144,526
Total	\$ 5,147,599

Actuarial Assumptions. The total pension liability in the July 1, 2020, actuarial valuation was determined using the following actuarial assumptions, applied to all periods included in the measurement:

Inflation	2.40 percent
Salary Increases	3.25 percent, average, including inflation
Investment Rate of Return	6.80 percent, net of pension plan investment expense, including inflation

Mortality rates were based on the PUB-2010 base table, projected generationally with Scale MP-2018.

The actuarial assumptions used in the July 1, 2020, valuation were based on the results of an actuarial experience study for the period July 1, 2013, through June 30, 2018.

The long-term expected rate of return on pension plan investments was not based on historical returns, but instead is based on a forward-looking capital market economic model. The allocation policy's description of each asset class was used to map the target allocation to the asset classes shown below. Each asset class assumption is based on a consistent set of underlying assumptions and includes an adjustment for the inflation assumption. The target allocation and best estimates of arithmetic and geometric real rates of return for each major asset class are summarized in the following table:

<u>Asset Class</u>	<u>Target Allocation (1)</u>	<u>Annual Arithmetic Return</u>	<u>Compound Annual (Geometric) Return</u>	<u>Standard Deviation</u>
Cash	1.0%	2.2%	2.2%	1.2%
Fixed Income	19.0%	3.0%	2.9%	3.5%
Global Equity	54.2%	8.0%	6.7%	17.1%
Real Estate (Property)	10.3%	6.4%	5.8%	11.7%
Private Equity	11.1%	10.8%	8.1%	25.7%
Strategic Investments	4.4%	5.5%	5.3%	6.9%
Total	100%			
Assumed inflation - Mean			2.4%	1.7%

(1) As outlined in the Plan's investment policy.

Discount Rate. The discount rate used to measure the total pension liability was 6.8 percent. The Plan's fiduciary net position was projected to be available to make all projected future benefit payments of current active and inactive employees. Therefore, the discount rate for calculating

the total pension liability is equal to the long-term expected rate of return. The discount rate used in the 2020 valuation was updated from 6.9 percent to 6.8 percent.

Sensitivity of the District's Proportionate Share of the Net Pension Liability to Changes in the Discount Rate. The following presents the District's proportionate share of the net pension liability calculated using the discount rate of 6.8 percent, as well as what the District's proportionate share of the net pension liability would be if it were calculated using a discount rate that is 1 percentage point lower (5.8 percent) or 1 percentage point higher (7.8 percent) than the current rate:

	1% Decrease (5.8%)	Current Discount Rate (6.8%)	1% Increase (7.8%)
District's Proportionate Share of the Net Pension Liability	\$ 35,597,075	\$ 22,292,311	\$ 11,180,115

Pension Plan Fiduciary Net Position. Detailed information about the Plan's fiduciary net position is available in the separately issued FRS Pension Plan and Other State Administered Systems Comprehensive Annual Financial Report.

HIS Pension Plan

Plan Description. The HIS Pension Plan (HIS Plan) is a cost-sharing multiple-employer defined benefit pension plan established under Section 112.363, Florida Statutes, and may be amended by the Florida Legislature at any time. The benefit is a monthly payment to assist retirees of State-administered retirement systems in paying their health insurance costs and is administered by the Florida Department of Management Services, Division of Retirement.

Benefits Provided. For the fiscal year ended June 30, 2021, eligible retirees and beneficiaries received a monthly HIS payment of \$5 for each year of creditable service completed at the time of retirement, with a minimum HIS payment of \$30 and a maximum HIS payment of \$150 per month, pursuant to Section 112.363, Florida Statutes. To be eligible to receive a HIS Plan benefit, a retiree under a State-administered retirement system must provide proof of health insurance coverage, which may include Federal Medicare.

Contributions. The HIS Plan is funded by required contributions from FRS participating employers as set by the Florida Legislature. Employer contributions are a percentage of gross compensation for all active FRS members. For the fiscal year ended June 30, 2021, the contribution rate was 1.66 percent of payroll pursuant to Section 112.363, Florida Statutes. The District contributed 100 percent of its statutorily required contributions for the current and preceding 3 years. HIS Plan contributions are deposited in a separate trust fund from which payments are authorized. HIS Plan benefits are not guaranteed and are subject to annual legislative appropriation. In the event the legislative appropriation or available funds fail to provide full subsidy benefits to all participants, benefits may be reduced or canceled.

The District's contributions to the HIS Plan totaled \$444,232 for the fiscal year ended June 30, 2021.

Pension Liabilities, Pension Expense, and Deferred Outflows of Resources and Deferred Inflows of Resources Related to Pensions. At June 30, 2021, the District reported a net pension liability of \$8,815,998 for its proportionate share of the HIS Plan's net pension liability. The current portion of the net pension liability is the District's proportionate share of benefit payments expected to be paid within 1 year, net of the District's proportionate share of the HIS Plan's fiduciary net position available to pay that amount. The net pension liability was measured as of June 30, 2020, and the total pension liability used to calculate the net pension liability was determined by an actuarial valuation as of July 1, 2020. The District's proportionate share of the net pension liability was based on the District's 2019-20 fiscal year contributions relative to the total 2019-20 fiscal year contributions of all participating members. At June 30, 2020, the District's proportionate share was 0.072204056 percent, which was a decrease of 0.001601901 from its proportionate share measured as of June 30, 2019.

For the fiscal year ended June 30, 2021, the District recognized the HIS Plan pension expense of \$654,623. In addition, the District reported deferred outflows of resources and deferred inflows of resources related to pensions from the following sources:

<u>Description</u>	<u>Deferred Outflows of Resources</u>	<u>Deferred Inflows of Resources</u>
Differences Between Expected and Actual Experience	\$ 360,628	\$ 6,801
Change of Assumptions	947,971	512,616
Net Difference Between Projected and Actual Earnings on HIS Pension Plan Investments	7,039	-
Changes in Proportion and Differences Between District HIS Contributions and Proportionate Share of Contributions	31,248	446,242
District HIS Contributions Subsequent to the Measurement Date	444,232	-
Total	<u>\$ 1,791,118</u>	<u>\$ 965,659</u>

The deferred outflows of resources related to pensions resulting from District contributions to the HIS Plan subsequent to the measurement date, totaling \$444,232, will be recognized as a reduction of the net pension liability in the fiscal year ending June 30, 2022. Other amounts reported as deferred outflows of resources and deferred inflows of resources related to pensions will be recognized in pension expense as follows:

<u>Fiscal Year Ending June 30</u>	<u>Amount</u>
2022	\$ 137,845
2023	63,626
2024	(41,160)
2025	45,360
2026	87,358
Thereafter	88,198
Total	<u>\$ 381,227</u>

Actuarial Assumptions. The total pension liability in the July 1, 2020, actuarial valuation was determined using the following actuarial assumptions, applied to all periods included in the measurement:

Inflation	2.40 percent
Salary Increases	3.25 percent, average, including inflation
Municipal Bond Rate	2.21 percent

Mortality rates were based on the PUB-2010 base table, projected generationally with Scale MP-2018. This is a change from the prior year mortality assumption which was based on the Generational RP-2000 with Projection Scale BB tables.

While an experience study had not been completed for the HIS Plan, the actuarial assumptions that determined the total pension liability for the HIS Plan were based on certain results of the most recent experience study for the FRS Plan.

Discount Rate. The discount rate used to measure the total pension liability was 2.21 percent. In general, the discount rate for calculating the total pension liability is equal to the single rate equivalent to discounting at the long-term expected rate of return for benefit payments prior to the projected depletion date. Because the HIS benefit is essentially funded on a pay-as-you-go basis, the depletion date is considered to be immediate, and the single equivalent discount rate is equal to the municipal bond rate selected by the HIS Plan sponsor. The Bond Buyer General Obligation 20-Bond Municipal Bond Index was adopted as the applicable municipal bond index. The discount rate changed from 3.5 percent to 2.21 percent.

Sensitivity of the District's Proportionate Share of the Net Pension Liability to Changes in the Discount Rate. The following presents the District's proportionate share of the net pension liability calculated using the discount rate of 2.21 percent, as well as what the District's proportionate share of the net pension liability would be if it were calculated using a discount rate that is 1 percentage point lower (1.21 percent) or 1 percentage point higher (3.21 percent) than the current rate:

	1% Decrease (1.21%)	Current Discount Rate (2.21%)	1% Increase (3.21%)
District's Proportionate Share of the Net Pension Liability	\$ 10,190,900	\$ 8,815,998	\$ 7,690,644

Pension Plan Fiduciary Net Position. Detailed information about the HIS Plan's fiduciary net position is available in the separately issued FRS Pension Plan and Other State Administered Systems Comprehensive Annual Financial Report.

2. FRS – Defined Contribution Pension Plan

The SBA administers the defined contribution plan officially titled the FRS Investment Plan (Investment Plan). The Investment Plan is reported in the SBA's annual financial statements and in the State's Comprehensive Annual Financial Report.

As provided in Section 121.4501, Florida Statutes, eligible FRS members may elect to participate in the Investment Plan in lieu of the FRS defined benefit plan. District employees participating in DROP are not eligible to participate in the Investment Plan. Employer and employee contributions, including amounts contributed to individual member's accounts, are defined by law, but the ultimate benefit depends in part on the performance of investment funds. Retirement benefits are based upon the value of the member's account upon retirement. Benefit terms, including contribution requirements, for the Investment Plan are established and may be amended by the Florida Legislature. The Investment Plan is funded with the same employer and employee contribution rates that are based on salary and membership class (Regular, Elected County Officers, etc.), as the FRS defined benefit plan. Contributions are directed to individual member accounts and the individual members allocate contributions and account balances among various approved investment choices. Costs of administering the Investment Plan, including the FRS Financial Guidance Program, are funded through an employer contribution of 0.06 percent of payroll and by forfeited benefits of Investment Plan members. Allocations to the Investment Plan member accounts during the 2020-21 fiscal year were as follows:

<u>Class</u>	<u>Percent of Gross Compensation</u>
FRS, Regular	6.30
FRS, Elected County Officers	11.34
FRS, Senior Management Service	7.67

For all membership classes, employees are immediately vested in their own contributions and are vested after 1 year of service for employer contributions and investment earnings, regardless of membership class. If an accumulated benefit obligation for service credit originally earned under the FRS Pension Plan is transferred to the Investment Plan, the member must have the years of service required for FRS Pension Plan vesting (including the service credit represented by the transferred funds) to be vested for these funds and the earnings on the funds. Nonvested employer contributions are placed in a suspense account for up to 5 years. If the employee returns to FRS-covered employment within the 5-year period, the employee will regain control over their account. If the employee does not return within the 5-year period, the employee will forfeit the accumulated account balance. For the fiscal year ended June 30, 2021, the information for the amount of forfeitures was unavailable from the SBA; however, management believes that these amounts, if any, would be immaterial to the District.

After termination and applying to receive benefits, the member may rollover vested funds to another qualified plan, structure a periodic payment under the Investment Plan, receive a lump-sum distribution, leave the funds invested for future distribution, or any combination of these options. Disability coverage is provided in which the member may either transfer the account balance to the FRS Pension Plan when approved for disability retirement to receive guaranteed lifetime monthly benefits under the FRS Pension Plan or remain in the Investment Plan and rely upon that account balance for retirement income.

The District's Investment Plan pension expense totaled \$463,804.79 for the fiscal year ended June 30, 2021.

E. Other Postemployment Benefit Obligations

Plan Description. The Other Postemployment Benefits Plan (OPEB Plan) is a single-employer defined benefit plan administered by the District that provides OPEB for all employees who satisfy the District's retirement eligibility provisions. Pursuant to Section 112.0801, Florida Statutes, former employees who retire from the District are eligible to participate in the District's health and hospitalization plan for medical, prescription drug, and life insurance plan. Retirees and their eligible dependents shall be offered the same health and hospitalization insurance coverage as is offered to active employees at a premium cost of no more than the premium cost applicable to active employees. The District subsidizes the premium rates paid by retirees by allowing them to participate in the OPEB Plan at reduced or blended group (implicitly subsidized) premium rates for both active and retired employees. These rates provide an implicit subsidy for retirees because retiree healthcare costs are generally greater than active employee healthcare costs. Retirees are assumed to enroll in the Federal Medicare program for their primary coverage as soon as they are eligible. The OPEB Plan contribution requirements and benefit terms of the District and the OPEB Plan members are established and may be amended through recommendations of the Insurance Committee and action from the Board. No assets are accumulated in a trust that meet the criteria in paragraph 4 of GASB Statement No. 75.

Benefits Provided. The OPEB Plan provides healthcare and life insurance benefits for retirees and their dependents. The OPEB Plan only provides an implicit subsidy as described above.

Employees Covered by Benefit Terms. At June 30, 2020, the following employees were covered by the benefit terms:

Inactive Employees or Beneficiaries Currently Receiving Benefits	248
Active Employees	<u>747</u>
Total	<u>995</u>

Total OPEB Liability. The District's total OPEB liability of \$3,997,127 was measured as of June 30, 2020, and was determined by an actuarial valuation as of June 30, 2020.

Actuarial Assumptions and Other Inputs. The total OPEB liability was determined using the following actuarial assumptions and other inputs, applied to all periods included in the measurement, unless otherwise specified:

Inflation	2.25 percent
Salary Increases	3.4 – 7.8 percent, average, including inflation
Discount Rate	2.45 percent
Healthcare Cost Trend Rates	Starting at 2 percent for 2020 (based on actual premium increase for 2020), followed by 6.25 percent for 2021 and then gradually decreasing according to the Getzen Model to an ultimate trend rate of 3.99 percent for 2040.
Aging Factors	Based on the 2013 SOA Study "Health Care Costs – From Birth to Death."
Expenses	Administrative expenses are included in the per capita health costs.

The discount rate was based on the daily rate of Fidelity's 20-Year Municipal General Obligation AA Index closest to but not later than the measurement date.

Demographic assumptions employed in the actuarial valuation were the same as those employed in the July 1, 2020, actuarial valuation of the FRS Defined Benefit Pension Plan. These demographic assumptions were developed by FRS from an actuarial experience study, and therefore are appropriate for use in the OPEB Plan actuarial valuation. These include assumed rates of future termination, mortality, disability, and retirement. In addition, salary increase assumptions (for development of the pattern of the normal cost increases) were the same as those used in the July 1, 2020, actuarial valuation of the FRS Defined Benefit Pension Plan. Assumptions used in valuation of benefits for participants of the FRS Investment Plan are the same as for similarly situated participants of the FRS Defined Benefit Pension Plan.

Changes in the Total OPEB Liability.

	<u>Amount</u>
Balance at June 30, 2020	<u>\$ 3,982,894</u>
Changes for the year:	
Service Cost	132,651
Interest	126,078
Differences Between Expected and Actual Experience	(205,069)
Changes of Assumptions or Other Inputs	135,564
Benefit Payments	<u>(174,991)</u>
Net Changes	<u>14,233</u>
Balance at June 30, 2021	<u>\$ 3,997,127</u>

The changes of assumptions or other inputs was based on the following:

- The discount rate was changed from 3.13 percent as of the beginning of the measurement period to 2.45 percent as of June 30, 2020.
- The medical claims costs and premiums were updated based on actual premium information provided for the valuation.
- The healthcare cost trend assumption was revised to reflect a lower inflation assumption (from 2.5 percent to 2.25 percent) and the assumed load to model the excise tax was removed, as it was repealed in December 2019.
- Rates of salary increases were changed to be based on revised inflation and individual member pay increases used in the July 1, 2020, FRS Actuarial Valuation.
- Retirement and mortality rates have been separated between instructional and noninstructional employees.

Sensitivity of the Total OPEB Liability to Changes in the Discount Rate. The following table presents the total OPEB liability of the District, as well as what the District's total OPEB liability would be if it were calculated using a discount rate that is 1 percentage point lower (1.45 percent) or 1 percentage point higher (3.45 percent) than the current rate:

	1% Decrease (1.45%)	Current Discount Rate (2.45%)	1% Increase (3.45%)
Total OPEB Liability	\$ 4,642,285	\$ 3,997,127	\$ 3,478,258

Sensitivity of the Total OPEB Liability to Changes in the Healthcare Cost Trend Rates. The following table presents the total OPEB liability of the District, as well as what the District's total OPEB liability would be if it were calculated using healthcare cost trend rates that are 1 percentage point lower (1 percent increasing to 2.99 percent) or 1 percentage point higher (3 percent increasing to 4.99 percent) than the current healthcare cost trend rates:

	1% Decrease	Healthcare Cost Trend Rates	1% Increase
Total OPEB Liability	\$ 3,840,350	\$ 3,997,127	\$ 4,182,826

OPEB Expense and Deferred Outflows of Resources and Deferred Inflows of Resources Related to OPEB. For the fiscal year ended June 30, 2021, the District recognized OPEB expense of \$246,286. At June 30, 2021, the District reported deferred outflows of resources and deferred inflows of resources related to OPEB from the following sources:

<u>Description</u>	<u>Deferred Outflows of Resources</u>	<u>Deferred Inflows of Resources</u>
Differences Between Expected and Actual Experience	\$ 14,033	\$ 183,483
Changes of Assumptions or Other Inputs	299,495	158,098
Benefits Paid Subsequent to the Measurement Date	133,332	-
Total	\$ 446,860	\$ 341,581

The deferred outflows of resources related to OPEB resulting from benefits paid subsequent to the measurement date, totaling \$133,332, will be recognized as a reduction of the total OPEB liability in the fiscal year ending June 30, 2022. Other amounts reported as deferred outflows of resources and deferred inflows of resources related to OPEB will be recognized in OPEB expense as follows:

<u>Fiscal Year Ending June 30</u>	<u>Amount</u>
2022	\$ (12,443)
2023	(12,443)
2024	(12,443)
2025	(12,443)
2026	9,114
Thereafter	12,605
Total	\$ (28,053)

F. Construction and Other Significant Commitments

Construction Contracts. The following is a schedule of major construction contract commitments at June 30, 2021:

Project	Contract Amount	Completed to Date	Balance Committed
Bleachers at Riversprings Middle School	\$ 13,335.00	\$ 10,753.86	\$ 2,581.14
Renovation of Old Bus Garage			
Architect	87,052.63	-	87,052.63
Contractor	1,243,609.00	-	1,243,609.00
Synthetic Field at Wakulla High Football Complex	988,599.00	13,925.00	974,674.00
Total	\$ 2,332,595.63	\$ 24,678.86	\$ 2,307,916.77

Encumbrances. Appropriations in governmental funds are encumbered upon issuance of purchase orders for goods and services. Even though appropriations lapse at the end of the fiscal year, unfilled purchase orders of the current year are carried forward and the next fiscal year's appropriations are likewise encumbered.

The following is a schedule of encumbrances at June 30, 2021:

Major Funds				
General	Special Revenue - Federal Education Stabilization	Capital Projects - Other	Nonmajor Governmental Funds	Total Governmental Funds
\$ 150,242.14	\$ 9,388.13	\$ 2,305,335.63	\$ 45,591.14	\$ 2,510,557.04

At June 30, 2021, the encumbrances for the Capital Projects – Other Fund exceeded the total fund balance by \$1,659,670.13. These encumbrances are expected to be honored using the resources received in the subsequent fiscal year. If restricted capital outlay funds are insufficient, unrestricted General Fund resources will be used to honor these encumbrances.

G. Risk Management Programs

The District is exposed to various risks of loss related to torts; theft of, damage to, and destruction of assets; errors and omissions; injuries to employees; and natural disasters. The Wakulla County District School Board is a member of the Panhandle Area Educational Consortium – Risk Management Consortium (Consortium) under which several district school boards have established a combined limited self-insurance program for property protection, general liability, automobile liability, workers' compensation, sabotage and terrorism, cyber liability, employee dishonesty, equipment breakdown, and other coverage deemed necessary by the members of the Consortium. Section 1001.42(12)(k), Florida Statutes, provides the authority for the District to enter into such a risk management program. The Consortium is self-sustaining through member assessments (premiums), and purchases coverage through commercial companies for claims in excess of specified amounts. The Board of Directors for the Consortium is composed of superintendents of all participating districts. The Washington County District School Board serves as fiscal agent for the Consortium.

Employee group life and health insurance coverage are being provided through purchased commercial insurance with minimum deductibles for each line of coverage.

Settled claims resulting from these risks have not exceeded commercial coverage in any of the past 3 fiscal years.

H. Long-Term Liabilities

1. Note Payable

Note payable from direct borrowings at June 30, 2021, is as follows:

<u>Note Description</u>	<u>Amount Outstanding</u>	<u>Interest Rate (Percent)</u>	<u>Annual Maturity To</u>
Section 1011.14, Florida Statutes, Note: School Bus Note	\$ 540,000	2.75	2024

The District entered into a financing arrangement under the provisions of Section 1011.14, Florida Statutes, which authorizes district school boards to create obligations for a period of 1 year, in anticipation of budgeted revenues accruing on a current basis, without pledging the credit of the District or requiring future levy of taxes for certain purposes. These obligations may be extended from year to year, with the consent of the lender, for a period not to exceed 4 years, for a total of 5 years, including the initial year of the note. These obligations were undertaken to purchase 9 school buses. The note contains a provision that in an event of default, outstanding amounts become immediately due if the District is unable to make payment.

Amounts payable for the planned extended repayment of the Section 1011.14, Florida Statutes, note are as follows:

<u>Fiscal Year Ending June 30</u>	<u>Total</u>	<u>Principal</u>	<u>Interest</u>
2022	\$ 195,056.25	\$ 180,000.00	\$ 15,056.25
2023	190,037.50	180,000.00	10,037.50
2024	185,018.75	180,000.00	5,018.75
Total	\$ 570,112.50	\$ 540,000.00	\$ 30,112.50

2. Changes in Long-Term Liabilities

The following is a summary of changes in long-term liabilities:

<u>Description</u>	<u>Beginning Balance</u>	<u>Additions</u>	<u>Deductions</u>	<u>Ending Balance</u>	<u>Due In One Year</u>
GOVERNMENTAL ACTIVITIES					
Note Payable	\$ 720,000.00	\$ -	\$ 180,000.00	\$ 540,000.00	\$ 180,000.00
Compensated Absences Payable	2,479,752.64	3,892,563.86	3,443,146.73	2,929,169.77	124,957.78
Net Pension Liability	26,326,004.00	15,716,072.00	10,933,767.00	31,108,309.00	91,907.10
Total OPEB Liability	3,982,894.00	394,293.00	380,060.00	3,997,127.00	133,332.00
Total Governmental Activities	\$ 33,508,650.64	\$ 20,002,928.86	\$ 14,936,973.73	\$ 38,574,605.77	\$ 530,196.88

For the governmental activities, compensated absences, pensions, and other postemployment benefits are generally liquidated with resources of the General Fund.

I. Fund Balance Reporting

In addition to committed and assigned fund balance categories discussed in Note I.F.10., fund balances may be classified as follows:

- **Nonspendable Fund Balance.** Nonspendable fund balance is the net current financial resources that cannot be spent because they are either not in spendable form or are legally or contractually required to be maintained intact. Generally, not in spendable form means that an item is not expected to be converted to cash.
- **Restricted Fund Balance.** Restricted fund balance is the portion of fund balance on which constraints have been placed by creditors, grantors, contributors, laws or regulations of other governments, constitutional provisions, or enabling legislation. Restricted fund balance places the most binding level of constraint on the use of fund balance.
- **Unassigned Fund Balance.** The unassigned fund balance is the portion of fund balance that is the residual classification for the General Fund. This balance represents amounts that have not been assigned to other funds and that have not been restricted, committed, or assigned for specific purposes.

J. Interfund Receivables and Payables

The following is a summary of interfund receivables and payables reported in the fund financial statements:

<u>Funds</u>	<u>Interfund</u>	
	<u>Receivables</u>	<u>Payables</u>
Major:		
General	\$ 1,393,897.23	\$ 7,623.13
Special Revenue:		
Federal Education Stabilization	-	1,240,154.42
Capital Projects:		
Other	6,629.71	-
Nonmajor Governmental	993.42	153,742.81
Total	\$ 1,401,520.36	\$ 1,401,520.36

These balances primarily represent temporary loans to finance expenditures paid by the General Fund and are expected to be repaid within 1 year.

K. Revenues

1. Schedule of State Revenue Sources

The following is a schedule of the District's State revenue sources for the 2020-21 fiscal year:

<u>Source</u>	<u>Amount</u>
Florida Education Finance Program	\$ 26,699,663.00
Categorical Educational Program - Class Size Reduction	5,443,822.00
Sales Tax Distribution	247,250.00
Motor Vehicle License Tax (Capital Outlay and Debt Service)	194,903.06
Voluntary Prekindergarten Program	183,006.00
Charter School Capital Outlay	113,558.00
Workforce Development Program	89,546.00
Miscellaneous	205,132.38
Total	\$ 33,176,880.44

Accounting policies relating to certain State revenue sources are described in Note I.G.2.

2. Property Taxes

The following is a summary of millages and taxes levied on the 2020 tax roll for the 2020-21 fiscal year:

<u>General Fund</u>	<u>Millages</u>	<u>Taxes Levied</u>
Nonvoted School Tax:		
Required Local Effort	3.733	\$ 5,907,818
Basic Discretionary Local Effort	0.748	1,183,779
Capital Projects - Local Capital Improvement Fund		
Nonvoted Tax:		
Local Capital Improvements	1.500	2,373,889
Total	5.981	\$ 9,465,486

L. Interfund Transfers

The following is a summary of interfund transfers reported in the fund financial statements:

<u>Funds</u>	<u>Interfund</u>	
	<u>Transfers In</u>	<u>Transfers Out</u>
Major:		
General	\$ 1,171,855.34	\$ -
Capital Projects:		
Other	-	139,122.00
Nonmajor Governmental	-	1,032,733.34
Total	\$ 1,171,855.34	\$ 1,171,855.34

The purpose of the interfund transfers was primarily related to the transfer of charter school capital outlay funds and capital outlay taxes for maintenance, repair, and renovation expenses of the General Fund.

IV. CONSORTIUMS

The District is a member of, and the fiscal agent for, the Small School District Council Consortium (Consortium). The Consortium is an association of small school districts organized to hire a consultant to collect, interpret, and disseminate information regarding educational matters affecting the member districts, as well as consult and communicate as directed to change, influence, and improve the conditions in the affected districts. The District is not the predominant participant in the consortium and, therefore, has established an enterprise fund to account for the Consortium's resources and operations.

THIS PAGE INTENTIONALLY LEFT BLANK

OTHER REQUIRED SUPPLEMENTARY INFORMATION

Budgetary Comparison Schedule General and Major Special Revenue Funds For the Fiscal Year Ended June 30, 2021

	General Fund			Variance with Final Budget - Positive (Negative)
	Original Budget	Final Budget	Actual	
Revenues				
Intergovernmental:				
Federal Direct	\$ 75,000.00	\$ 75,000.00	\$ 81,271.26	\$ 6,271.26
Federal Through State and Local	355,506.00	361,499.00	357,718.61	(3,780.39)
State	32,818,105.00	32,885,175.34	32,499,434.12	(385,741.22)
Local:				
Property Taxes	6,807,933.00	6,846,157.40	6,846,157.40	-
Miscellaneous	324,774.00	326,685.05	771,798.74	445,113.69
Total Local Revenues	7,132,707.00	7,172,842.45	7,617,956.14	445,113.69
Total Revenues	40,381,318.00	40,494,516.79	40,556,380.13	61,863.34
Expenditures				
Current - Education:				
Instruction	25,442,384.16	24,664,535.43	23,127,499.03	1,537,036.40
Student Support Services	2,969,528.80	2,490,788.09	2,157,041.05	333,747.04
Instructional Media Services	583,001.02	617,092.51	569,227.94	47,864.57
Instruction and Curriculum Development Services	593,894.39	596,128.92	513,494.61	82,634.31
Instructional Staff Training Services	116,012.42	139,192.42	131,938.46	7,253.96
Instruction-Related Technology	226,520.72	321,072.97	285,924.14	35,148.83
Board	497,096.65	529,372.83	509,374.94	19,997.89
General Administration	293,678.87	346,535.04	330,366.32	16,168.72
School Administration	2,719,229.52	2,682,216.39	2,677,958.07	4,258.32
Facilities Acquisition and Construction	179,559.45	301,935.21	300,660.70	1,274.51
Fiscal Services	514,530.95	520,875.27	458,346.76	62,528.51
Food Services	750.00	53,573.72	40,483.52	13,090.20
Central Services	744,180.75	771,029.94	692,199.92	78,830.02
Student Transportation Services	2,804,525.33	2,764,834.32	2,744,443.57	20,390.75
Operation of Plant	4,382,956.87	4,968,564.57	4,862,047.79	106,516.78
Maintenance of Plant	1,434,219.04	1,406,216.43	1,137,175.74	269,040.69
Administrative Technology Services	538,151.11	427,073.16	423,936.90	3,136.26
Community Services	6,675.00	13,675.00	12,868.55	806.45
Fixed Capital Outlay:				
Facilities Acquisition and Construction	-	61,029.80	61,029.80	-
Other Capital Outlay	-	218,937.26	218,937.26	-
Total Expenditures	44,046,895.05	43,894,679.28	41,254,955.07	2,639,724.21
Deficiency of Revenues Over Expenditures	(3,665,577.05)	(3,400,162.49)	(698,574.94)	2,701,587.55
Other Financing Sources (Uses)				
Transfers In	1,122,831.61	1,155,831.61	1,171,855.34	16,023.73
Loss Recoveries	20,000.00	20,000.00	-	(20,000.00)
Transfers Out	(20,000.00)	(20,000.00)	-	20,000.00
Total Other Financing Sources	1,122,831.61	1,155,831.61	1,171,855.34	16,023.73
Net Change in Fund Balances	(2,542,745.44)	(2,244,330.88)	473,280.40	2,717,611.28
Fund Balances, Beginning	6,174,499.98	6,174,499.98	6,174,499.98	-
Increase in Nonspendable Inventory	-	-	2,973.92	2,973.92
Fund Balances, Ending	\$ 3,631,754.54	\$ 3,930,169.10	\$ 6,650,754.30	\$ 2,720,585.20

Special Revenue - Federal Education Stabilization Fund

Original Budget	Final Budget	Actual	Variance with Final Budget - Positive (Negative)
\$ -	\$ -	\$ -	\$ -
971,255.86	3,464,486.24	3,406,479.86	(58,006.38)
-	-	-	-
-	-	-	-
-	-	-	-
971,255.86	3,464,486.24	3,406,479.86	(58,006.38)
600,731.05	2,966,514.75	2,930,430.92	36,083.83
81,651.00	81,651.00	81,651.00	-
-	-	-	-
-	65,000.00	63,066.50	1,933.50
325.18	32,669.18	22,068.26	10,600.92
-	-	-	-
-	-	-	-
30,533.12	118,357.05	118,357.05	-
-	-	-	-
-	-	-	-
-	-	-	-
-	-	-	-
-	8,028.15	8,028.15	-
258,015.51	124,686.61	115,298.48	9,388.13
-	-	-	-
-	-	-	-
-	-	-	-
-	67,579.50	67,579.50	-
971,255.86	3,464,486.24	3,406,479.86	58,006.38
-	-	-	-
-	-	-	-
-	-	-	-
-	-	-	-
-	-	-	-
-	-	-	-
\$ 0.00	\$ 0.00	\$ 0.00	\$ 0.00

**Schedule of Changes in the District's
Total OPEB Liability and Related Ratios**

	<u>2021</u>	<u>2020</u>	<u>2019</u>	<u>2018</u>
Total OPEB Liability				
Service Cost	\$ 132,651	\$ 112,699	\$ 112,090	\$ 125,909
Interest	126,078	135,361	128,899	113,430
Differences Between Expected and Actual Experience	(205,069)	-	21,830	-
Changes of Assumptions or Other Inputs	135,564	200,086	39,190	(301,822)
Benefit Payments	(174,991)	(183,593)	(184,666)	(190,401)
Net Change in Total OPEB Liability	<u>14,233</u>	<u>264,553</u>	<u>117,343</u>	<u>(252,884)</u>
Total OPEB Liability - Beginning	<u>3,982,894</u>	<u>3,718,341</u>	<u>3,600,998</u>	<u>3,853,882</u>
Total OPEB Liability - Ending	<u>\$ 3,997,127</u>	<u>\$ 3,982,894</u>	<u>\$ 3,718,341</u>	<u>\$ 3,600,998</u>
Covered-Employee Payroll	\$ 26,306,403	\$ 24,512,635	\$ 24,512,635	\$ 23,011,982
Total OPEB Liability as a Percentage of Covered-Employee Payroll	15.19%	16.25%	15.17%	15.65%

**Schedule of the District's Proportionate Share
of the Net Pension Liability –
Florida Retirement System Pension Plan (1)**

Fiscal Year Ending June 30	District's Proportion of the FRS Net Pension Liability	District's Proportionate Share of the FRS Net Pension Liability	District's Covered Payroll	District's Proportionate Share of the FRS Net Pension Liability as a Percentage of its Covered Payroll	FRS Plan Fiduciary Net Position as a Percentage of the Total Pension Liability
2013	0.060004810%	\$ 10,329,498	\$ 22,357,945	46.20%	88.54%
2014	0.064985936%	3,965,098	23,224,220	17.07%	96.09%
2015	0.064085514%	8,277,503	24,149,326	34.28%	92.00%
2016	0.058839349%	14,856,982	24,055,414	61.76%	84.88%
2017	0.056614803%	16,746,279	24,163,106	69.31%	83.89%
2018	0.056113573%	16,901,699	24,810,427	68.12%	84.26%
2019	0.052463951%	18,067,856	24,687,270	73.19%	82.61%
2020	0.051434133%	22,292,311	25,059,979	88.96%	78.85%

(1) The amounts presented for each fiscal year were determined as of June 30.

**Schedule of District Contributions –
Florida Retirement System Pension Plan (1)**

Fiscal Year Ending June 30	Contractually Required FRS Contribution	FRS Contributions in Relation to the Contractually Required Contribution	FRS Contribution Deficiency (Excess)	District's Covered Payroll	FRS Contributions as a Percentage of Covered Payroll
2014	\$ 1,423,468	\$ (1,423,468)	\$ -	\$ 23,224,220	6.13%
2015	1,562,459	(1,562,459)	-	24,149,326	6.47%
2016	1,434,891	(1,434,891)	-	24,055,414	5.96%
2017	1,473,823	(1,473,823)	-	24,163,016	6.10%
2018	1,599,192	(1,599,192)	-	24,810,427	6.45%
2019	1,626,761	(1,626,761)	-	24,687,270	6.59%
2020	1,708,928	(1,708,928)	-	25,059,979	6.82%
2021	2,214,082	(2,214,082)	-	26,758,809	8.27%

(1) The amounts presented for each fiscal year were determined as of June 30.

**Schedule of the District's Proportionate Share
of the Net Pension Liability –
Health Insurance Subsidy Pension Plan (1)**

Fiscal Year Ending June 30	District's Proportion of the HIS Net Pension Liability	District's Proportionate Share of the HIS Net Pension Liability	District's Covered Payroll	District's Proportionate Share of the HIS Net Pension Liability as a Percentage of its Covered Payroll	HIS Plan Fiduciary Net Position as a Percentage of the Total Pension Liability
2013	0.076962461%	\$ 6,700,594	\$ 22,357,945	29.97%	1.78%
2014	0.078160280%	7,308,177	23,224,220	31.47%	0.99%
2015	0.079600313%	8,117,980	24,149,326	33.62%	0.50%
2016	0.077912301%	9,080,356	24,055,414	37.75%	0.97%
2017	0.075803986%	8,105,313	24,163,016	33.54%	1.64%
2018	0.075917693%	8,035,214	24,810,427	32.39%	2.15%
2019	0.073805957%	8,258,148	24,687,270	33.45%	2.63%
2020	0.072204056%	8,815,998	25,059,979	35.18%	3.00%

(1) The amounts presented for each fiscal year were determined as of June 30.

**Schedule of District Contributions –
Health Insurance Subsidy Pension Plan (1)**

Fiscal Year Ending June 30	Contractually Required HIS Contribution	Contractually Required Contribution	HIS Contribution Deficiency (Excess)	District's Covered Payroll	HIS Contributions as a Percentage of Covered Payroll
2014	\$ 267,751	\$ (267,751)	\$ -	\$ 23,224,220	1.15%
2015	304,282	(304,282)	-	24,149,326	1.26%
2016	399,350	(399,350)	-	24,055,414	1.66%
2017	401,177	(401,177)	-	24,163,016	1.66%
2018	411,704	(411,704)	-	24,810,427	1.66%
2019	409,837	(409,837)	-	24,687,270	1.66%
2020	416,078	(416,078)	-	25,059,579	1.66%
2021	444,232	(444,232)	-	26,758,809	1.66%

(1) The amounts presented for each fiscal year were determined as of June 30.

1. Budgetary Basis of Accounting

The Board follows procedures established by State law and State Board of Education (SBE) rules in establishing budget balances for governmental funds, as described below:

- Budgets are prepared, public hearings are held, and original budgets are adopted annually for all governmental fund types in accordance with procedures and time intervals prescribed by State law and SBE rules.
- Appropriations are controlled at the object level (e.g., salaries, purchased services, and capital outlay) within each activity (e.g., instruction, student transportation services, and school administration) and may be amended by resolution at any Board meeting prior to the due date for the annual financial report.
- Budgets are prepared using the same modified accrual basis as is used to account for governmental funds.
- Budgetary information is integrated into the accounting system and, to facilitate budget control, budget balances are encumbered when purchase orders are issued. Appropriations lapse at fiscal year end and encumbrances outstanding are honored from the subsequent year's appropriations.

2. Schedule of Changes in the District's Total Other Postemployment Benefits Liability and Related Ratios

No assets are accumulated in a trust that meet the criteria in paragraph 4 of GASB Statement No. 75 to pay related benefits. The June 30, 2021, total OPEB liability increased from the prior fiscal year as a result of changes to assumptions as discussed below:

- The discount rate was changed from 3.13 percent as of the beginning of the measurement period to 2.45 percent as of June 30, 2020.
- The medical claims costs and premiums were updated based on actual premium information provided for the valuation.
- The healthcare cost trend assumption was revised to reflect a lower inflation assumption (from 2.5 percent to 2.25 percent) and the assumed load to model the excise tax was removed, as it was repealed in December 2019.
- The salary increase rates were changed to be based on revised inflation and individual member pay increases used in the July 1, 2020, FRS Actuarial Valuation.
- The retirement and mortality rates were separated between instructional and noninstructional employees.

3. Schedule of Net Pension Liability and Schedule of Contributions – Florida Retirement System Pension Plan

Changes of Assumptions. In 2020, the long-term expected rate of return was decreased from 6.9 percent to 6.8 percent.

4. Schedule of Net Pension Liability and Schedule of Contributions – Health Insurance Subsidy Pension Plan

Changes of Assumptions. In 2020, the municipal bond rate used to determine total pension liability was decreased from 3.5 percent to 2.21 percent, and the mortality assumption was updated.


SCHEDULE OF EXPENDITURES OF FEDERAL AWARDS

Wakulla County District School Board Schedule of Expenditures of Federal Awards For the Fiscal Year Ended June 30, 2021

Federal Grantor/Pass-Through Grantor/ Program or Cluster	Federal Assistance Listing Number	Pass - Through Entity Identifying Number	Passed Through to Subrecipients	Total Expenditures
Clustered				
Child Nutrition Cluster				
United States Department of Agriculture:				
Florida Department of Agriculture and Consumer Services:				
School Breakfast Program	10.553	21002	\$ -	\$ 642,212.43
National School Lunch Program	10.555	21001, 21003	-	1,819,249.50
Total Child Nutrition Cluster			<u>-</u>	<u>2,461,461.93</u>
Forest Service Schools and Roads Cluster				
United States Department of Agriculture:				
Florida Department of Financial Services:				
Schools and Roads - Grants to States	10.665	None	-	106,697.21
Special Education Cluster				
United States Department of Education:				
Special Education - Grants to States:				
Florida Department of Education	84.027	263	23,026.90	1,152,861.73
University of South Florida		None	-	418.00
Putnam County District School Board		None	-	855.08
Leon County District School Board		None	-	125,536.85
Total Special Education - Grants to States	84.027		<u>23,026.90</u>	<u>1,279,671.66</u>
Special Education - Preschool Grants:				
Florida Department of Education	84.173	267	-	50,792.82
Total Special Education Cluster			<u>23,026.90</u>	<u>1,330,464.48</u>
Not Clustered				
United States Department of Agriculture				
Florida Department of Agriculture and Consumer Services:				
Child Nutrition Discretionary Grants Limited Availability	10.579	None	-	39,045.38
United States Department of Defense				
Navy Junior Reserve Officers Training Corps	12.UNK	N/A	-	81,271.26
United States Department of Education				
Florida Department of Education:				
Adult Education - Basic Grants to States	84.002	191	-	31,065.54
Title I Grants to Local Educational Agencies	84.010	212, 226	165,476.73	970,560.58
Career and Technical Education - Basic Grants to States	84.048	161	-	83,833.89
Supporting Effective Instruction State Grants	84.367	224	6,819.80	184,827.65
Student Support and Academic Enrichment Program	84.424	241	2,136.93	70,002.84
Education Stabilization Fund:				
Governor's Emergency Education Relief Fund	COVID-19, 84.425C	123	25,054.89	151,559.48
Elementary and Secondary School Emergency Relief Fund	COVID-19, 84.425D	124	44,700.00	3,254,920.38
Total Education Stabilization Fund	84.425		<u>69,754.89</u>	<u>3,406,479.86</u>
Total United States Department of Education			<u>244,188.35</u>	<u>4,746,770.36</u>
United States Department of Health and Human Services				
North Florida Child Development, Inc.:				
Head Start	93.600	None	-	54,091.00
Total Expenditures of Federal Awards			<u>\$ 267,215.25</u>	<u>\$ 8,819,801.62</u>

The accompanying notes are an integral part of this Schedule.

- Notes: (1) Basis of Presentation. The accompanying Schedule of Expenditures of Federal Awards (Schedule) includes the Federal award activity of the Wakulla County District School Board under programs of the Federal Government for the fiscal year ended June 30, 2021. The information in this Schedule is presented in accordance with the requirements of Title 2 U.S. *Code of Federal Regulations* Part 200, *Uniform Administrative Requirements, Cost Principles, and Audit Requirements for Federal Awards* (Uniform Guidance). Because the Schedule presents only a selected portion of the operations of the District, it is not intended to and does not present the financial position, changes in net position, or cash flows of the District.
- (2) Summary of Significant Accounting Policies. Expenditures reported on the Schedule are reported on the modified accrual basis of accounting. Such expenditures are recognized following the cost principles contained in the Uniform Guidance, wherein certain types of expenditures are not allowable or are limited as to reimbursement.
- (3) Indirect Cost Rate. The District has not elected to use the 10 percent de minimis cost rate allowed under the Uniform Guidance.
- (4) Noncash Assistance – National School Lunch Program. Includes \$154,383.48 of donated food received during the fiscal year. Donated foods are valued at fair value as determined at the time of donation.



Sherrill F. Norman, CPA
Auditor General

AUDITOR GENERAL STATE OF FLORIDA

Claude Denson Pepper Building, Suite G74
111 West Madison Street
Tallahassee, Florida 32399-1450



Phone: (850) 412-2722
Fax: (850) 488-6975

The President of the Senate, the Speaker of the
House of Representatives, and the
Legislative Auditing Committee

INDEPENDENT AUDITOR'S REPORT ON INTERNAL CONTROL OVER FINANCIAL REPORTING AND ON COMPLIANCE AND OTHER MATTERS BASED ON AN AUDIT OF FINANCIAL STATEMENTS PERFORMED IN ACCORDANCE WITH *GOVERNMENT AUDITING STANDARDS*

We have audited, in accordance with the auditing standards generally accepted in the United States of America and the standards applicable to financial audits contained in *Government Auditing Standards* issued by the Comptroller General of the United States, the financial statements of the governmental activities, the business-type activities, the discretely presented component unit, each major fund, and the aggregate remaining fund information of the Wakulla County District School Board as of and for the fiscal year ended June 30, 2021, and the related notes to the financial statements, which collectively comprise the District's basic financial statements, and have issued our report thereon dated March 4, 2022, included under the heading **INDEPENDENT AUDITOR'S REPORT**. Our report includes a reference to other auditors who audited the financial statements of the school internal funds and the discretely presented component unit, as described in our report on the District's financial statements. This report does not include the results of the other auditors' testing of internal control over financial reporting or compliance and other matters that are reported on separately by those auditors.

Internal Control Over Financial Reporting

In planning and performing our audit of the financial statements, we considered the District's internal control over financial reporting (internal control) as a basis for designing audit procedures that are appropriate in the circumstances for the purpose of expressing our opinions on the financial statements, but not for the purpose of expressing an opinion on the effectiveness of the District's internal control. Accordingly, we do not express an opinion on the effectiveness of the District's internal control.

A *deficiency in internal control* exists when the design or operation of a control does not allow management or employees, in the normal course of performing their assigned functions, to prevent, or detect and correct, misstatements on a timely basis. A *material weakness* is a deficiency, or a combination of deficiencies, in internal control such that there is a reasonable possibility that a material

misstatement of the District's financial statements will not be prevented, or detected and corrected on a timely basis. A *significant deficiency* is a deficiency, or a combination of deficiencies, in internal control that is less severe than a material weakness, yet important enough to merit attention by those charged with governance.

Our consideration of internal control was for the limited purpose described in the first paragraph of this section and was not designed to identify all deficiencies in internal control that might be material weaknesses or significant deficiencies. Given these limitations, during our audit we did not identify any deficiencies in internal control that we consider to be material weaknesses. However, material weaknesses may exist that have not been identified.

Compliance and Other Matters

As part of obtaining reasonable assurance about whether the District's financial statements are free from material misstatement, we performed tests of its compliance with certain provisions of laws, rules, regulations, contracts, and grant agreements, noncompliance with which could have a direct and material effect on the financial statements. However, providing an opinion on compliance with those provisions was not an objective of our audit and, accordingly, we do not express such an opinion. The results of our tests disclosed no instances of noncompliance or other matters that are required to be reported under *Government Auditing Standards*.


Purpose of this Report

The purpose of this report is solely to describe the scope of our testing of internal control and compliance and the results of that testing, and not to provide an opinion on the effectiveness of the District's internal control or on compliance. This report is an integral part of an audit performed in accordance with *Government Auditing Standards* in considering the District's internal control and compliance. Accordingly, this communication is not suitable for any other purpose.

Respectfully submitted,



Sherrill F. Norman, CPA
Tallahassee, Florida
March 4, 2022



Sherrill F. Norman, CPA
Auditor General

AUDITOR GENERAL STATE OF FLORIDA

Claude Denson Pepper Building, Suite G74
111 West Madison Street
Tallahassee, Florida 32399-1450



Phone: (850) 412-2722
Fax: (850) 488-6975

The President of the Senate, the Speaker of the
House of Representatives, and the
Legislative Auditing Committee

INDEPENDENT AUDITOR'S REPORT ON COMPLIANCE FOR EACH MAJOR FEDERAL PROGRAM AND REPORT ON INTERNAL CONTROL OVER COMPLIANCE REQUIRED BY THE UNIFORM GUIDANCE

Report on Compliance for Each Major Federal Program

We have audited the Wakulla County District School Board's compliance with the types of compliance requirements described in the *OMB Compliance Supplement* that could have a direct and material effect on each of the District's major Federal programs for the fiscal year ended June 30, 2021. The District's major Federal programs are identified in **SECTION I – SUMMARY OF AUDITOR'S RESULTS** of the accompanying **SCHEDULE OF FINDINGS AND QUESTIONED COSTS**.

Management's Responsibility

Management is responsible for compliance with Federal statutes, regulations, and the terms and conditions of its Federal awards applicable to its Federal programs.

Auditor's Responsibility

Our responsibility is to express an opinion on compliance for each of the District's major Federal programs based on our audit of the types of compliance requirements referred to above. We conducted our audit of compliance in accordance with auditing standards generally accepted in the United States of America; the standards applicable to financial audits contained in *Government Auditing Standards*, issued by the Comptroller General of the United States; and the audit requirements of Title 2 U.S. *Code of Federal Regulations* Part 200, *Uniform Administrative Requirements, Cost Principles, and Audit Requirements for Federal Awards* (Uniform Guidance). Those standards and the Uniform Guidance require that we plan and perform the audit to obtain reasonable assurance about whether noncompliance with the types of compliance requirements referred to above that could have a direct and material effect on a major Federal program occurred. An audit includes examining, on a test basis, evidence about the District's compliance with those requirements and performing such other procedures as we considered necessary in the circumstances.

We believe that our audit provides a reasonable basis for our opinion on compliance for each major Federal program. However, our audit does not provide a legal determination of the District's compliance.

Opinion on Each Major Federal Program

In our opinion, the District complied, in all material respects, with the types of compliance requirements referred to above that could have a direct and material effect on each of its major Federal programs for the fiscal year ended June 30, 2021.

Report on Internal Control Over Compliance

District management is responsible for establishing and maintaining effective internal control over compliance with the types of compliance requirements referred to above. In planning and performing our audit of compliance, we considered the District's internal control over compliance with the types of requirements that could have a direct and material effect on each major Federal program to determine the auditing procedures that are appropriate in the circumstances for the purpose of expressing an opinion on compliance for each major Federal program and to test and report on internal control over compliance in accordance with the Uniform Guidance, but not for the purpose of expressing an opinion on the effectiveness of internal control over compliance. Accordingly, we do not express an opinion on the effectiveness of the District's internal control over compliance.

A deficiency in internal control over compliance exists when the design or operation of a control over compliance does not allow management or employees, in the normal course of performing their assigned functions, to prevent, or detect and correct, noncompliance with a type of compliance requirement of a Federal program on a timely basis. *A material weakness in internal control over compliance* is a deficiency, or a combination of deficiencies, in internal control over compliance, such that there is a reasonable possibility that material noncompliance with a type of compliance requirement of a Federal program will not be prevented, or detected and corrected, on a timely basis. *A significant deficiency in internal control over compliance* is a deficiency, or a combination of deficiencies, in internal control over compliance with a type of compliance requirement of a Federal program that is less severe than a material weakness in internal control over compliance, yet important enough to merit attention by those charged with governance.

Our consideration of internal control over compliance was for the limited purpose described in the first paragraph of this section and was not designed to identify all deficiencies in internal control over compliance that might be material weaknesses or significant deficiencies. We did not identify any deficiencies in internal control over compliance that we consider to be material weaknesses. However, material weaknesses may exist that have not been identified.

The purpose of this report on internal control over compliance is solely to describe the scope of our testing of internal control over compliance and the results of that testing based on the requirements of the Uniform Guidance. Accordingly, this report is not suitable for any other purpose.

Respectfully submitted,



Sherrill F. Norman, CPA
Tallahassee, Florida
March 4, 2022

SCHEDULE OF FINDINGS AND QUESTIONED COSTS

SECTION I – SUMMARY OF AUDITOR’S RESULTS

Financial Statements

Type of auditor’s report issued on whether the financial statements audited were prepared in accordance with GAAP:	Unmodified
Internal control over financial reporting:	
Material weakness(es) identified?	No
Significant deficiency(ies) identified?	None reported
Noncompliance material to financial statements noted?	No

Federal Awards

Internal control over major Federal programs:	
Material weakness(es) identified?	No
Significant deficiency(ies) identified?	None reported
Type of auditor’s report issued on compliance for major Federal programs:	Unmodified
Any audit findings disclosed that are required to be reported in accordance with 2 CFR 200.516(a)?	No
Identification of major Federal programs:	
Assistance Listing Numbers:	Name of Federal Program or Cluster:
84.010	Title I Grants to Local Educational Agencies
84.425	Education Stabilization Fund
Dollar threshold used to distinguish between type A and type B programs:	\$750,000
Auditee qualified as low risk auditee?	Yes

SECTION II – FINANCIAL STATEMENT FINDINGS

No matters are reported.

SECTION III – FEDERAL AWARD FINDINGS AND QUESTIONED COSTS

No matters are reported.

PRIOR AUDIT FOLLOW-UP

There were no prior financial statement or Federal award findings requiring follow-up.

SUMMARY SCHEDULE OF PRIOR AUDIT FINDINGS

The District did not have prior audit findings required to be reported under 2 CFR 200.511.