


*Proposed Director  
Districts  
August 30, 2022*

---

Ferndale School District No. 502



# Why Redistrict?

- A U.S. Census was conducted in 2020
  - Based on the results of the census, by law school districts are required to redraw or adjust their director district boundaries to ensure equitable geographic representation
  - The district is required to hold at least one public hearing, which is held at least one week prior to action by the board, on the new boundaries
  - New boundaries must be filed with the county auditor's office by November 15, 2022
- 

# Director District Criteria?

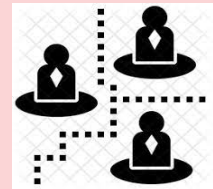
Each district shall be

- nearly equal in population
- compact as possible, and
- a geographically contiguous area

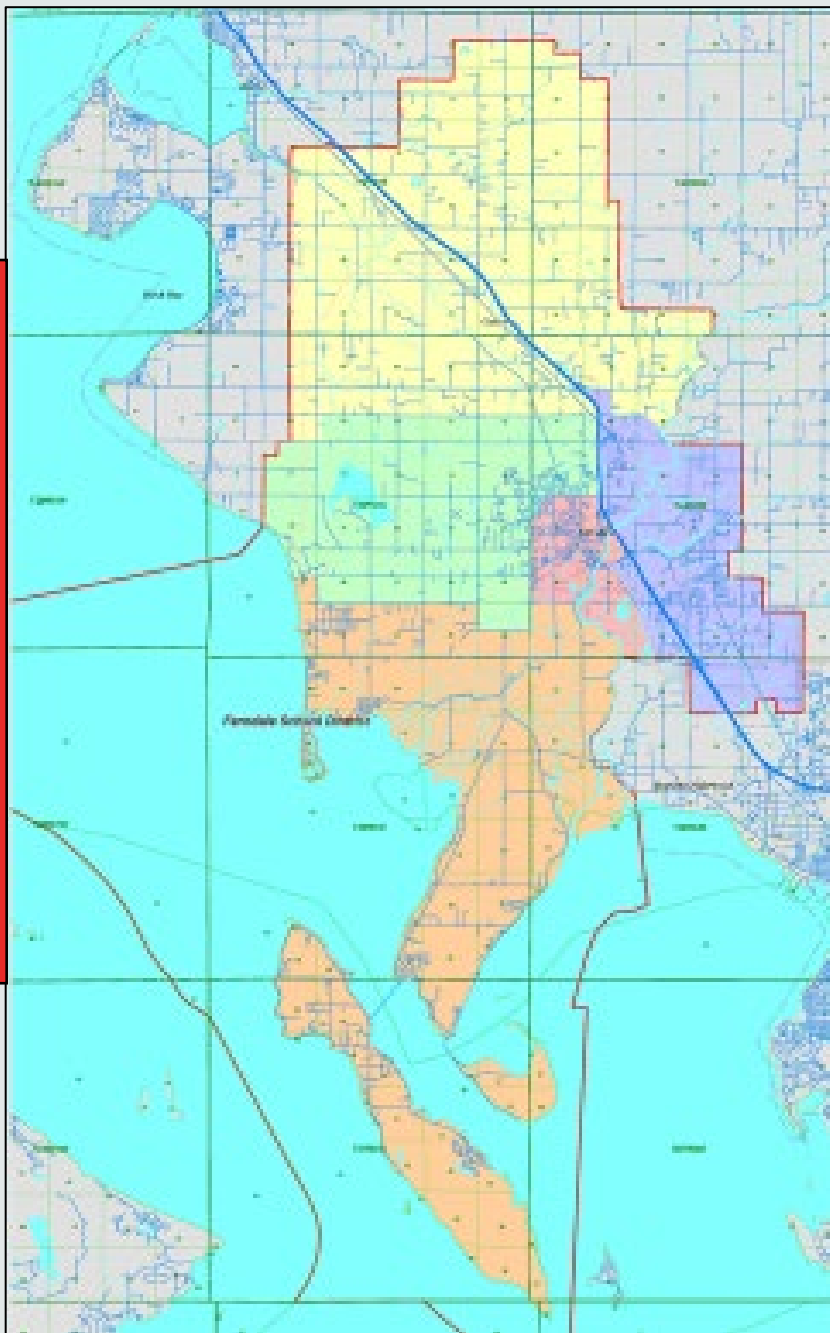
Each district's population data shall not be used to favor or disfavor any racial group or political party



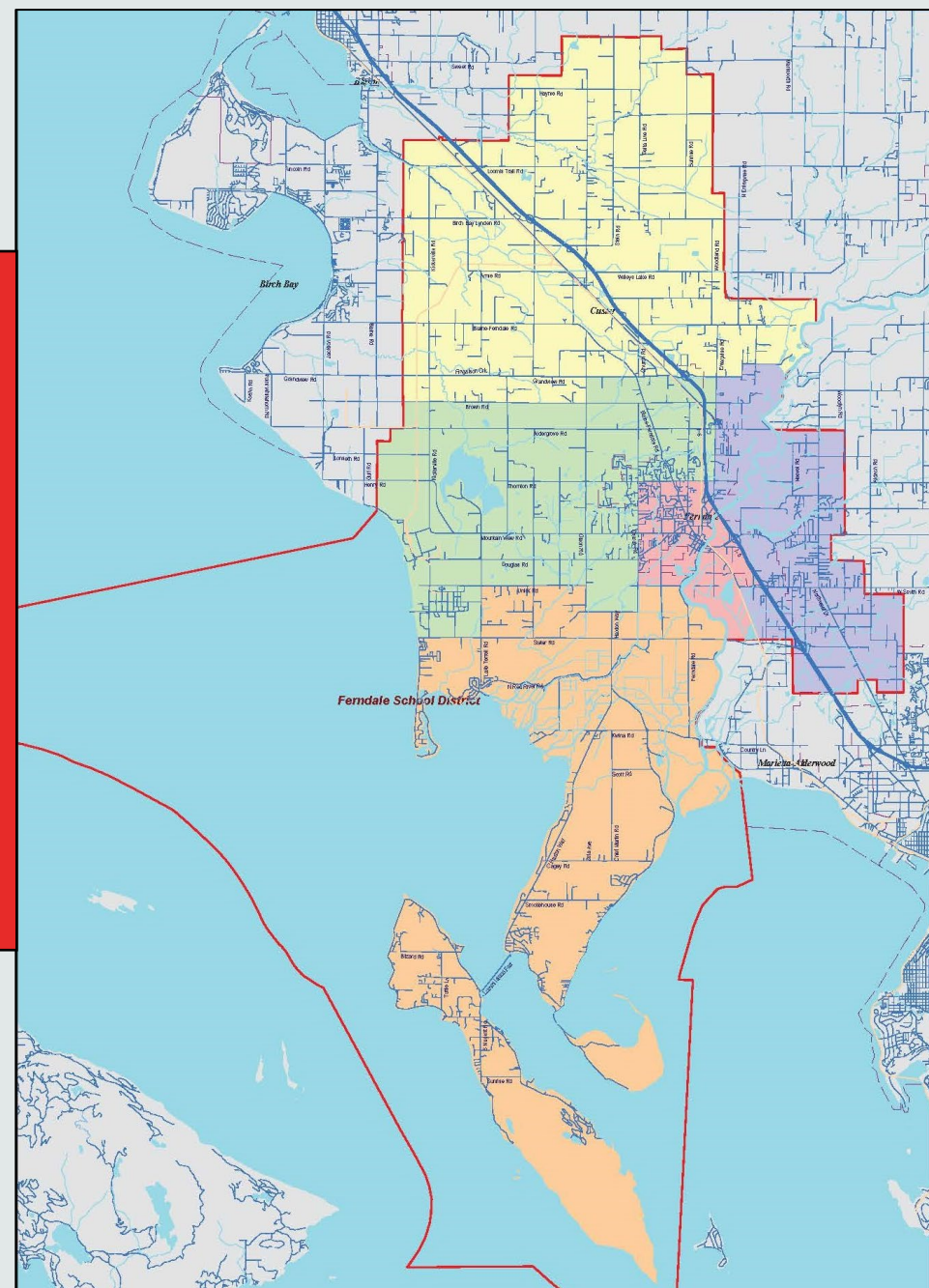
Each boundary shall coincide with existing recognized natural boundaries and, to the extent possible, preserve existing communities or related and mutual interests.



Proposed  
District  
Boundary  
Changes  
for 2022

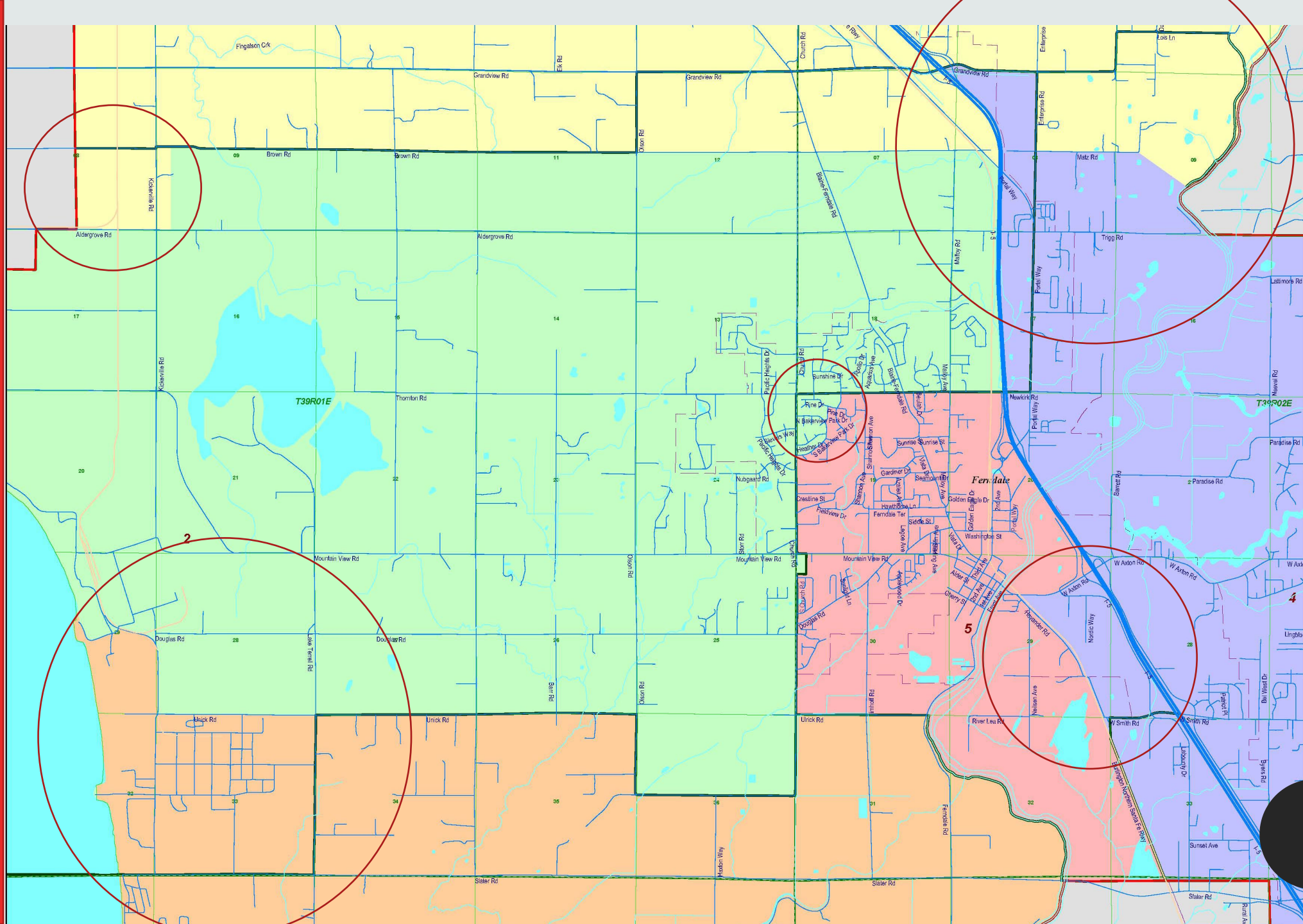


Existing  
District  
Boundaries





Black Lines  
indicate old  
boundaries  
and the  
redistricting  
changes.



# Ferndale School District Summary Report

Director District Number	Ideal Population	Total Population	Deviation from Ideal	% Deviation from Ideal	White Population	Hispanic Origin (of any race)	Non White & Mixed
1st	7,130	6,490	-640	-8.98	5,386	659	1,104
2nd	7,130	7,741	611	8.57	5,888	963	1,853
3rd	7,130	7,102	-28	-0.39	3,410	406	3,692
4th	7,130	6,775	-355	-4.98	5,217	810	1,558
5th	7,130	7,544	414	5.81	5,463	1,111	2,081
Totals.....		<u>35,652</u>	<u>2</u>		<u>25,364</u>	<u>3,949</u>	<u>10,288</u>

# Ferndale School District

## Summary By Race and Hispanic Origin

Director District Number	Ideal Population	Total Population	Deviation from Ideal	% Deviation from Ideal	White Population	Hispanic Origin (of any race)	Non White & Mixed
1st	7,130	7,132	2	0.03	5,870	769	1,262
2nd	7,130	7,114	-16	-0.22	5,600	662	1,514
3rd	7,130	7,129	-1	-0.01	3,427	407	3,702
4th	7,130	7,136	6	0.08	5,327	1,026	1,809
5th	7,130	7,141	11	0.15	5,140	1,085	2,001
Totals.....		<u>35,652</u>	<u>2</u>		<u>25,364</u>	<u>3,949</u>	<u>10,288</u>

# Data Processor

---

## About



- ☐ Bob Schweitzer
- ☐ Sammamish Data Systems
- ☐ Bellevue, WA
- ☐ Established 1979

## Services



- ☐ Analyze census data
- ☐ Determine if redistricting is necessary
- ☐ Provide new boundary recommendations
- ☐ Provide maps and legal descriptions.

## Cost



- ☐ \$600