

NTI Day 9

Name: _____

Date: _____

Name Day #9

Lesson 9
LEVELED PRACTICE ELL 9-1

Words to Know

Dr. Seuss
High-Frequency Words

Choose a word from the box to complete each sentence.

RF 1.3g
SL 1.1a
SL 1.1b
L 1.1j
L 1.1e

Words to Know

after draw pictures read was write

1. _____ it too hot for you?

2. My mom will _____ a book to me.

3. We will play _____ we sing.

4. We made _____ of animals.

1.0a.a.1
1.0a.b.6
1.0a.c.6

Name _____

MUNCH! MUNCH!

Fido and Boxer are having a race to see who can chew the most doggy bones. The prize is a gold doggy dish. Answer the problems with Fido and Boxer. On your mark, get set, go!

$5 - 2 = 3$

$6 - 3 =$

$7 - 2 =$

$4 - 4 =$

$9 - 9 =$

$5 - 1 =$

$6 - 1 =$

$5 - 5 =$

$3 - 1 =$

$9 - 7 =$

$9 - 3 =$

$9 - 0 =$

$6 - 2 =$

$8 - 3 =$

$6 - 6 =$

$8 - 6 =$

$8 - 2 =$

$7 - 5 =$


$4 - 2 =$

$5 - 1 =$

$6 - 4 =$

$7 - 3 =$

$8 - 5 =$



Name _____

Date

SS EP 4.1.1

SS EP 4.4.4

SS EP 5.1.1



Study Guide

Read the paragraph. Use the words in the box to fill in the blanks.

technology past change communication present

Places, schools, and transportation

_____ over time. In the

_____, children dipped pens into

ink to write. In the _____, we use

ballpoint pens. _____ has

helped people go places faster and more safely. It has

also changed _____, or the

way people share ideas and feelings.

Name _____

Draw a line from the picture to the word that tells about the picture.

1.



dissolve

2.



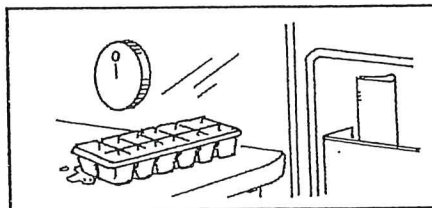
freeze

3.



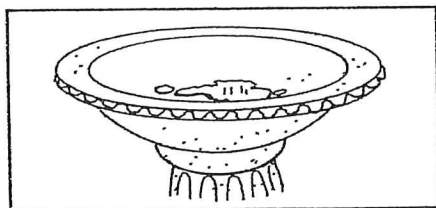
burn

4.




mixture

5.



melt


6.



evaporate

Name _____


What if this happened to you?
Name two people you would tell.




1.

2.

Circle the healthful ways to show feelings.
Then write the word *healthful* under
the pictures you circled.



3.



4.


NTI Day 9 – K & 1st Grade

Name _____

Teacher _____

1. Choose **ONE** task:

- Draw a picture of a musical instrument in the box below.
- Find a picture of a musical instrument on the Internet or in a magazine and glue it in the box below.



2. How does your instrument make sound? (Circle your answer)

blowing air into it

hitting or shaking

strings

3. I can play this instrument. (Circle your answer)

Yes

No

4. I would like to learn how to play this instrument. (Circle your answer)

Yes

No