

Reading--NTI #6

Practice reading the sentences below. Don't forget to track the word as you read.

Please initial on the lines that your child has read these sentences to you at least three times.

I see the big fat cat. ___

Can you see the . ___

I see the yellow . ___

Can you see the . ___

I like the big . ___

The cat is sad. ___

Challenge:

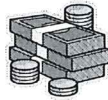
On the back write one sentence on your own.

Social Studies NTI Day 6

Community Workers

Draw a line to match the community helper with the tools for their job.


1.



2.




3.



4.



5.



My favorite community helper is a _____ because

_____.

NTI Day # 6

Name: _____

Fill in the missing numbers to 50.

1	2	3		5	6		8	9	
11		13	14	15		17	18		20
	22	23	24		26	27		29	30
31	32		34	35	36		38	39	
41		43		45		47			50











Write numbers 1-50.

[illegible]

Phonics/ Ending Sounds/ NTI Day 6

Name: _____

Directions: Say the name of each picture. Write the letter that matches the **ending sound** of the picture.

<p>1.</p>  <p>_____</p> <p>_____</p> <p>_____</p>	<p>2.</p>  <p>_____</p> <p>_____</p> <p>_____</p>
<p>3.</p>  <p>_____</p> <p>_____</p> <p>_____</p>	<p>4.</p>  <p>_____</p> <p>_____</p> <p>_____</p>
<p>5.</p>  <p>_____</p> <p>_____</p> <p>_____</p>	<p>6.</p>  <p>_____</p> <p>_____</p> <p>_____</p>
<p>7.</p>  <p>_____</p> <p>_____</p> <p>_____</p>	<p>8.</p>  <p>_____</p> <p>_____</p> <p>_____</p>
<p>9.</p>  <p>_____</p> <p>_____</p> <p>_____</p>	<p>10.</p>  <p>_____</p> <p>_____</p> <p>_____</p>

Challenge: Write one word and circle the ending sound. Example: c o **o**

NTI Day 6 – K & 1st Grade

Name _____

Class _____

Directions: Cut out the frogs at the bottom of the page. Glue the frogs onto the music staff to show high and low. (Remember high is at the top of the music staff, and low is at the bottom the music staff.)

