

Name _____

NTI Day 4

Second Grade

Subject		
Reading	Helping Shoes RL 2.1	
Math	Addition & Subtraction 2.0A.B.2	
Social Studies	History – Famous Americans SS – EP-5.2.1	
Science	Space Science SC-E P – 2.3.1	
P.E		

Name _____

Read the selection. Then answer the questions that follow.

Helping Shoes

One day Juan's mother made him go shopping with her. They went to buy shoes. Juan hated shopping for shoes.

At the store Juan saw a lot of shoes. First he saw a pair of black shoes. Then he saw a shiny pair of green shoes. "Can we just get those and go home?" he asked.

When he wore the green shoes to school, everyone laughed at him. Suddenly the shoes started walking to the playground! Juan had to go with the shoes.

When he got to the playground, he saw Lily on the ground. She was hurt! The shoes took her to the nurse.

"How did you know Lily was hurt?" the nurse asked.

"I did not know," said Juan. "My shoes knew!"

Now Juan loved his green shoes. His shoes took him to people who needed his help.

Turn the page.

Answer the questions below.

1 Juan goes shopping with

- his nurse.
- his friend, Lily.
- his mother.

2 Which shoes does Juan buy?

- the green shoes
- some black shoes
- his mother's shoes

3 What thing happens first when Juan wears his new shoes to school?

- Juan goes back outside to play.
- His classmates all laugh at him.
- Lily gets hurt on the playground.

4 What happens after Juan sees Lily on the ground?

- His shoes walk to the playground.
- His shoes take them both to the nurse.
- His shoes turn bright, shiny green.

5 What happens to make Juan go out to the playground?

Name _____

Quick Check

2-2

Add the doubles facts.

1. $5 + 5 =$ _____

(A) 5

(B) 9

(C) 10

(D) 12

2. $4 + 4 =$ _____

(A) 8

(B) 7

(C) 5

(D) 2

3. $2 + 2 =$ _____

(A) 2

(B) 4

(C) 6

(D) 8

4.
$$\begin{array}{r} 9 \\ + 9 \\ \hline \end{array}$$

(A) 19

(B) 18

(C) 17

(D) 16

5.
$$\begin{array}{r} 7 \\ + 7 \\ \hline \end{array}$$

(A) 8

(B) 10

(C) 12

(D) 14

6.
$$\begin{array}{r} 8 \\ + 8 \\ \hline \end{array}$$

(A) 18

(B) 16

(C) 15

(D) 14

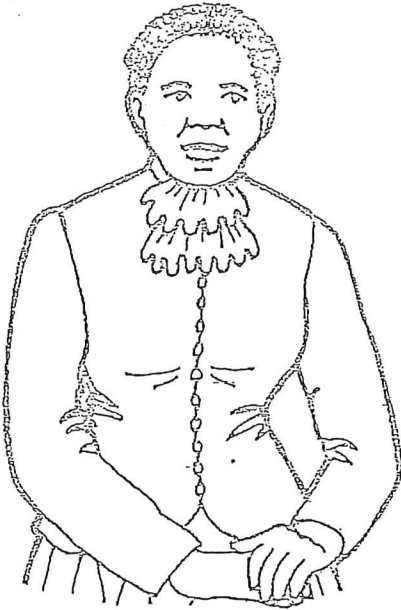
7. **Writing to Explain** Write an addition story about a doubles fact. Then write the addition sentence.

_____ + _____ = _____

Name _____

Skill: Vocabulary development

Harriet Tubman Runaway Slave



Harriet Tubman was born a slave but became a leader of the antislavery struggle. She began working in the fields as a young child so she never learned to read or write. After she had escaped to the North and freedom, she helped other slaves escape. Harriet Tubman was the most famous leader of the "Underground Railroad." The "Underground Railroad" gave black people a quick and secret way to escape to the North and Canada. Over 300 slaves were helped to freedom by Harriet Tubman. On one of her nineteen trips, she helped her parents escape.

Write the words in dark print below their definitions.

1. a person who guides

2. hidden; kept from being known

3. to make a great effort

4. a young girl or boy

5. done with speed; rapid

6. able to move and act as one wishes

Write four sentences about Harriet Tubman. In each sentence, use one of the words you wrote above.

1. _____

2. _____

3. _____

4. _____

Brainwork! *Antislavery* means against slavery. Find and list three other words that begin with the prefix *anti*.

Name _____

Skill: Answering questions

Super Water!

When you turn on the faucet, you get water. When you swim, you swim in water. When you sail in a boat, you ride on water. When it rains, that is water.

So you know what water is. Then what is an ice cube? That is water, too!

Water is not like you. It can change when the weather changes. You know water as a liquid. But when it gets very cold, liquid turns into a solid. We say it freezes. Ice is solid water.

When liquid water gets warm, it turns to a gas. (This is not like the gas you put in your car.) The air around you is gas. You cannot see it, but it is real. This water in the form of gas is called water vapor.

So water can be solid, liquid, or gas.

Write the answers to the questions.


1. How is water not like you? _____

2. When water gets very cold, it _____

3. When water gets warm, it _____

4. What is the air around you? _____

5. Water can be _____, _____ or _____



Find the solid, liquid and vapor water.


Let's Make a Book!

Fold a large paper in thirds. Draw pictures showing water in its three forms. Hint: Steam from something hot is water vapor. Label your pictures.


Healthy Habits

NTI 2-3 Day 4

Number the picture with the correct word.













Word Bank

1. Sleep well
2. Eat well
3. Do exercise
4. Wash
5. Drink Water
6. Play

Fill in the missing spaces.

1. D_ Exer_is_

2. _la_

3. Wa_h

4. E_t We_l

5. Sl_e_ W_l_

6. Dr_inK W_te_

Fill in the missing word.

Jake likes to _____.



Susan will _____ her face.



John and Sally _____.



Matt likes to _____.