

Reading (NTI #4)

Practice sounding out the word. Draw a picture to show what word you read😊

c	a	t	
---	---	---	--

m	a	t	
---	---	---	--











h	a	t	
---	---	---	--

r	a	t	
---	---	---	--

Phonics/ Ending Sounds/ NTI Day 4

Name: _____

Directions: Say the name of each picture. Write the letter that matches the **ending sound** of the picture.

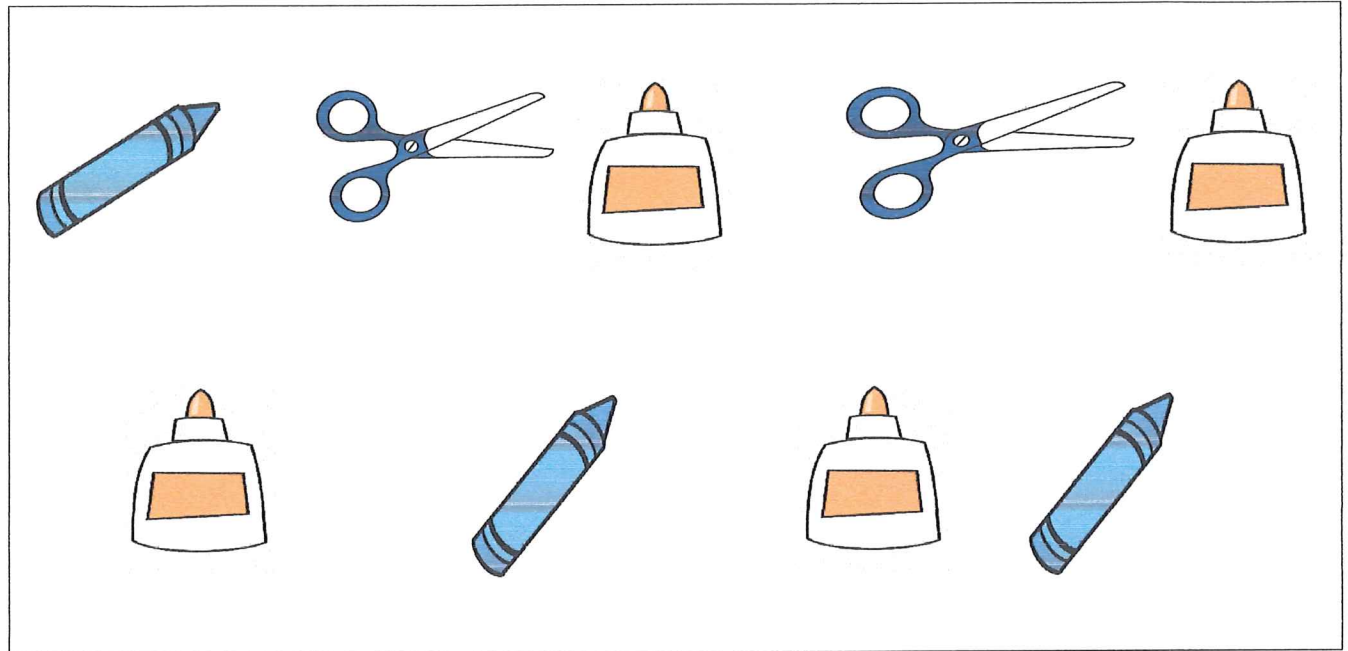
<p>1.</p> 	<p>2.</p> 
<p>3.</p> 	<p>4.</p> 
<p>5.</p> 	<p>6.</p> 
<p>7.</p> 	<p>8.</p> 
<p>9.</p> 	<p>10.</p> 




Challenge: Draw two pictures with the same ending sound. Write the letter that matches the ending sound.

NTI Day # 4

Name: _____


Count the school supplies and graph how many.



Circle your answer.

Which had the most?




Which had the least?



Social Studies NTI Day 4

My Family

Draw and label a picture of your family in the frame below.



A **landscape** shows an outdoor scene. The horizon line is where the land and sky meet. The horizon line does not have to be a straight line. Draw and color a landscape in the space provided. Label horizon in drawing.

