

NTI Day 3

Name: _____

Date: _____

(This is for the third day we are off for snow)

Name Day #3

Lesson 3
LEVELED PRACTICE SR3.1

Words to Know

Curious George
at School
High-Frequency Words

Read the sentence. Circle the word that best completes the sentence.

RF 1.3g
SL 1.4
L 1.18
L 1.6

Words to Know

do find funny sing no they

1. What did you _____ to it?



find do

2. They _____ for me.



funny sing

3. He is a _____ man.



funny no

4. _____ like to sit.



They Sing

5. Did you _____ my dog?



they find

6. _____, we did not find it.




No Do

Name _____

FOOTBALL HERO!

It's Super Bowl Sunday and millions of fans are on the edges of their seats!
The score is 13-13, with only three minutes left of playing time. Kick-off Klutz punts and you catch the ball!
Find the sums to gain yards across the field, and you'll make a touchdown!
Watch out! Bull Dozer and Horrible Hulk are breathing down your neck! Run fast!

BRUISERS	13
WARRIORS	13



$$\begin{array}{r} 9 \\ +1 \\ \hline 10 \end{array}$$

$$\begin{array}{r} 6 \\ +5 \\ \hline \end{array}$$

$$\begin{array}{r} 8 \\ +5 \\ \hline \end{array}$$

$$\begin{array}{r} 4 \\ +7 \\ \hline \end{array}$$

$$\begin{array}{r} 9 \\ +5 \\ \hline \end{array}$$


$$\begin{array}{r} 7 \\ +6 \\ \hline \end{array}$$

$$\begin{array}{r} 4 \\ +6 \\ \hline \end{array}$$

$$\begin{array}{r} 6 \\ +8 \\ \hline \end{array}$$

$$\begin{array}{r} 9 \\ +9 \\ \hline \end{array}$$

$$\begin{array}{r} 8 \\ +2 \\ \hline \end{array}$$




$$\begin{array}{r} 9 \\ +7 \\ \hline \end{array}$$

$$\begin{array}{r} 7 \\ +7 \\ \hline \end{array}$$

$$\begin{array}{r} 9 \\ +3 \\ \hline \end{array}$$

$$\begin{array}{r} 7 \\ +3 \\ \hline \end{array}$$



$$\begin{array}{r} 8 \\ +9 \\ \hline \end{array}$$

50

$$\begin{array}{r} 6 \\ +7 \\ \hline \end{array}$$

$$\begin{array}{r} 8 \\ +4 \\ \hline \end{array}$$

$$\begin{array}{r} 5 \\ +6 \\ \hline \end{array}$$

$$\begin{array}{r} 4 \\ +6 \\ \hline \end{array}$$

$$\begin{array}{r} 7 \\ +8 \\ \hline \end{array}$$

$$\begin{array}{r} 7 \\ +4 \\ \hline \end{array}$$

$$\begin{array}{r} 1 \\ +9 \\ \hline \end{array}$$

$$\begin{array}{r} 9 \\ +6 \\ \hline \end{array}$$

$$\begin{array}{r} 8 \\ +6 \\ \hline \end{array}$$

$$\begin{array}{r} 6 \\ +7 \\ \hline \end{array}$$


$$\begin{array}{r} 5 \\ +9 \\ \hline \end{array}$$

$$\begin{array}{r} 8 \\ +8 \\ \hline \end{array}$$

$$\begin{array}{r} 9 \\ +8 \\ \hline \end{array}$$

$$\begin{array}{r} 2 \\ +9 \\ \hline \end{array}$$

$$\begin{array}{r} 7 \\ +9 \\ \hline \end{array}$$



Name _____ Date _____

Government Workers



firefighter



park ranger



librarian



police officer

Write the name of a government worker to complete each sentence.

A _____ helps us find books to read.

A _____ helps when there is a fire.

A _____ makes sure people follow laws.

A _____ keeps parks safe.

Earth's Resources

Look at the picture. Circle objects that show natural resources. Then write the objects.



Name _____

Circle two sentences that are true.

1. Primary teeth will fall out.
2. You do not use primary teeth.
3. You should brush primary teeth well.

Make each sentence true.

Use the words below.

Brush Floss

4. _____ to clean between
your teeth.



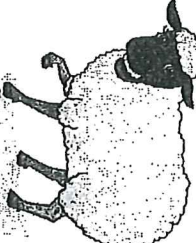





5. _____ to clean the front,
back, sides, and tops of teeth.

NTI Day 3 – K & 1st Grade

Name _____

Class _____

Directions: Use the pictures below to create a rhythmic pattern. Cut out the pictures and glue them into the boxes in any order that you like. Clap your rhythm. If you have an instrument available, try playing your rhythm.

 <p>horse</p>	 <p>chicken</p>	 <p>sheep</p>	 <p>cow</p>
 <p>pig</p>	 <p>donkey</p>	 <p>goat</p>	 <p>duck</p>