
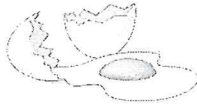










## Phonics/ Beginning Sounds/ NTI Day 2

Name: \_\_\_\_\_

Directions: Say the name of each picture. Write the letter that matches the beginning sound of the picture.

<p>1.</p>  <p>_____</p> <p>_____</p> <p>_____</p>	<p>2.</p>  <p>_____</p> <p>_____</p> <p>_____</p>
<p>3.</p>  <p>_____</p> <p>_____</p> <p>_____</p>	<p>4.</p>  <p>_____</p> <p>_____</p> <p>_____</p>
<p>5.</p>  <p>_____</p> <p>_____</p> <p>_____</p>	<p>6.</p>  <p>_____</p> <p>_____</p> <p>_____</p>
<p>7.</p>  <p>_____</p> <p>_____</p> <p>_____</p>	<p>8.</p>  <p>_____</p> <p>_____</p> <p>_____</p>
<p>9.</p>  <p>_____</p> <p>_____</p> <p>_____</p>	<p>10.</p>  <p>_____</p> <p>_____</p> <p>_____</p>

**Challenge:** Draw a small picture and write the letter that matches the beginning sound.

## Reading (NTI #2)

Practice reading your sight words. Remember to point to the word as you read it. Set a timer for 10 minutes and read by yourself. Then read to someone (mom, dad, grandma, aunt...)

Please sign at the bottom showing that your child has read the sight words to you.

the	like	my	can	this
to	is	am	and	go
me	I	look	jump	for
you	come	a	it	here

Please sign at the bottom showing that your child has read the sight words to you.

Parent Signature\_\_\_\_\_

## NTI Day # 2

Name: \_\_\_\_\_

Trace numbers to 20.

1	2	3	4	5	6	7	8	9	10
11	12	13	14	15	16	17	18	19	20

Fill in the missing numbers to 20.

1	2		4	5	6		8	9	
11	12	13			16	17		19	



















Write numbers 1-20.

[illegible]


# Social Studies NTI Day 2

## Good Citizens

Does the picture show a good decision?

Draw a picture of a good decision that you have made in the box below.



## Sports Matching

NTI K-1 Day 2

Directions: Draw a line from each sport picture to the name. Then write the name of each sport under the picture.

Basketball



---

Baseball



---

Tennis



---

Football



---

Soccer



---