



DISTRICT GOALS: Improve Student Achievement, K-3 Literacy, On-Time Graduation

MEETING AGENDA

1. WELCOME

- A. Call to Order
- B. Flag Salute

2. AUDIENCE COMMENTS

This is a time for citizens to address the Board. Public comments will need to be submitted to ruth.hopkins@lebanon.k12.or.us by 4:00 PM on October 8, 2020. The Chair will read them into the record at this time.

3. OPERATIONAL STATUS UPDATE

Action: Informational

4. SMALL GROUP INSTRUCTION

Action: Informational

5. ALTERNATIVE EDUCATION UPDATE

Action: Informational

6. SPECIAL EDUCATION UPDATE

Action: Informational

7. DIVISION 22 REPORT

Action: Informational

8. DEPARTMENT REPORTS

Action: Informational

- A. Operations
- B. Human Resource
- C. Finance

9. COMMUNICATION

Action: Informational

- A. Board
- B. Superintendent

10. ADJOURNMENT

Agenda Item 3

Operational Status Update

LCSD-Linn County

Grades K-3

Distance Learning Only

3 Weeks in a row below 30/100,000 Covid-19 case rate and below a 5% positive test rate for Linn County

Linn County Data

Start Date	Cases/100,000	%Test Positivity Rate	
	Linn County	Linn County	
13-Sep	28.4	6.90%	
20-Sep	43.5	6.70%	
27-Sep	38.4		

Grades 4-12

Distance Learning Only

3 Weeks in a row below 20/100,000 Covid-19 case rate and below a 5% positive test rate for Linn County

Linn County Data

Start Date	Cases/100,000	%Test Positivity Rate	
	Linn County	Linn County	Oregon
13-Sep	28.4	6.90%	6.20%
20-Sep	43.5	6.70%	6.30%
27-Sep	38.4		

Grades K-12

Distance Learning Only

Requirement for in-person instruction for Linn County School Districts

Linn County Data


	Cases/100,000	%Test Positivity Rate	
13-Sep	28.4	6.90%	6.20%
20-Sep	43.5	6.70%	6.30%
27-Sep	38.4		

School	Grade	KG	1	2	3	4	5	6	7	8	9	10	11	12	ALL	Attendance
CASCADES ELEMENTARY SCHOOL		42	39	43	46	37	39	36							282	93.3
GREEN ACRES ELEMENTARY SCHOOL		46	42	44	37	51	41	33							294	87.04
HAMILTON CREEK		26	19	29	33	27	29	33	35	30					261	89.23
LACOMB		26	21	27	23	21	17	23	33	31					222	89.96
PIONEER SCHOOL		50	45	36	44	54	46	51							326	90.96
RIVERVIEW SCHOOL		49	49	64	63	54	53								332	94.05
SEVEN OAK MIDDLE SCHOOL								104	217	247					568	76.08
LEBANON HIGH SCHOOL											338	294	295	291	1218	77.28
Total		239	215	243	246	244	230	286	292	316	338	294	295	291	3503	88.66

Agenda Item 4

Small Group Instruction

BOARD MEMORANDUM



To: Board of Directors

From: Tami Volz, School Improvement Administrator
Evan Brammer, Distance Learning Coordinator

Date: October, 2020 **Meeting Date:** October 8, 2020

Re: Curriculum, Instruction and Assessment (CIA) and Distance Learning

INSTRUCTION:

- Small Group Instruction (SGI) began the week of September 28 for some students. Each school identified students that were unable to access education because of internet barriers as the highest priority to start in small group instruction. Each small group has a specific schedule and detailed protocols for entry and exit from the building. Each school identified the cohort time (am or pm), location, staff or parent that would be supporting the student transport needs and finally any learning disabilities.

of students participating at each school:

Cascades - 5	Riverview - 6
Green Acres - 6	SOK - 21
Hamilton Creek- 25	LHS - 44
Lacomb - 20	Ralston - 38
Pioneer -12	SEL - 7

ASSESSMENT:

- The Fall STAR assessment is coming to a close. Next board meeting we will provide a full report on how the 2nd - 9th grade students performed on this assessment.

UPDATE ON DISTANCE LEARNING:

- **Leadership:** Evan Brammer took on the position of Distance Learning Coordinator full time to better enable us as a district to support our students, teachers, and families during Comprehensive Distance Learning (CDL) and when we transition back to the classroom.
- **Coursework:** Currently there are over 1,040 courses being taught via Canvas. Each week close to a terabyte (1k gb) of data is recorded during live, synchronous Zoom


sessions. Students are able to review missed live sessions for up to a week afterwards from within their course - ensuring student privacy is maintained. Each week, an estimated 60-80k assignments are submitted through Canvas.

- **Seesaw for K-2:** We've made the decision to pivot from Canvas to Seesaw for K-2 classes. Seesaw is a simpler LMS geared towards early elementary students. Currently, K-1 classes are already using Seesaw but have been required to use it through Canvas which has added an unnecessary burden to teachers, students, and their families. We are making this change in response to the overwhelmingly positive feedback we've received about the appropriateness and ease of Seesaw for K-2 aged students. Transition will happen over the next few weeks.
- **Support:** We've begun building a distance learning support system for teachers and staff. We've established a team of 13 building representatives to help lead training and give ongoing support. We've created a daily helpdesk Zoom line for teachers to get face-to-face assistance with their Canvas/Seesaw difficulties. In the past month, we've responded to 600+ helpdesk calls or emails.
- **Gradebook:** Due to the current inconsistencies in the syncing process between Canvas and our gradebook, Pinnacle, we have asked students and families to only use Canvas to check student grades. This will allow Wazzle, our gradebook vendor, and Instructure the time to work out the kinks while decreasing workload for teachers and confusion for students and families.. Currently we have over 780 parent/family Canvas observer accounts. We'd like to increase that number to at least 2000 by the end of October.

Agenda Item 5

Alternative Education Update

BOARD MEMORANDUM



To: Board of Directors

From: Rachel Cannon, Director of Alternative Education

Date: 10/1/2020

Meeting Date: 10/8/2020

Re: **Alternative Education Distance Learning Support**

Background

Social Emotional Learning Program (K-6): We have 7 students who are part of the SEL program.

- Mornings- distance learning
- Afternoons- in person support through classified staff (2 cohorts 1.5 hours each)

Ralston Academy (grades 11-12): We have 62 students. For in person support, we have 5 cohorts of students who are coming in for support from classified staff. We have only started cohort 1 as of 9/29/2020. We are starting cohort 2-5 10/1/2020. **Not all students are coming in for in person support.

Cohort 1:	Cohort 2:	Cohort 3:	Cohort 4:	Cohort 5:
M, T, Th, F 9:00-11:00	Monday 2:00-3:00	Tuesday 2:00-3:00	Thursday 2:00-3:00	Friday 2:00-3:00

Teen Center (6-12 students who are expelled and GED): We have 8 students attending the teen center program- distance learning. We are not offering in-person support as of right now. When we do, students will be offered a 1x a week 1 hour in person 1:1 support.

Recommendation

None; this is an informational item only.

Attachment

Agenda Item 6

Special Education



September, 2020

581-021-0559 Reporting Requirements for the Use of Physical Restraint & Seclusion

Each entity that has jurisdiction over a public education program must prepare an annual report detailing the use of physical restraint and seclusion for the preceding school year, including, at a minimum:

(a) The total number of incidents involving physical restraint;

In 2019 – 2020 Lebanon School District had 19 incidents of physical restraint, (Physical restraint means the restriction of a student’s movement by one or more persons holding the student or applying physical pressure upon the student.)

(b) The total number of incidents involving seclusion;

In 2019 – 2020 Lebanon School District had 0 incidents of seclusion, (Seclusion means the involuntary confinement of a student alone in a room from which the student is physically prevented from leaving.)

(c) The total number of seclusions in a locked room;

In 2019 – 2020 Lebanon School District had 0 incidents of seclusion in a locked room.

(d) The total number of students placed in physical restraint;

In 2019 – 2020 Lebanon School District had 12 students placed in physical restraint.

(e) The total number of students placed in seclusion;

In 2019 – 2020 Lebanon School District had 0 students placed in seclusion.

(f) The total number of incidents that resulted in injuries or death to students or personnel as a result of the use of physical restraint or seclusion;

In 2019 -2020 Lebanon School District had 0 incidents that resulted in injuries or death to students or personnel as a result of the use of physical restraint or seclusion.

(g) The number of students who were placed in physical restraint or seclusion more than 10 times in the course of a school year and an explanation of what steps have been taken by the public education program to decrease the use of physical restraint and seclusion for each student;

In 2019 -2020 Lebanon School District had 0 student who was placed in physical restraint or seclusion more than 10 times in the course of the school year.

(h) The number of incidents in which the personnel of the public education program administering physical restraint or seclusion were not trained;

In 2019 – 2020 Lebanon School District had 1 incident of a student who was placed in physical restraint by untrained personnel.


(i) The demographic characteristics of all students upon whom physical restraint or seclusion was imposed, including;

- a. Race – **10 White students, 2 Multiracial**
- b. Ethnicity – **0 Hispanic**
- c. Gender – **10 male students, 2 female students**
- d. Disability status – **7 students with disabilities**
- e. Migrant status – **0 migrant students**
- f. English proficiency – **0 English proficiency students**
- g. Status as economically disadvantaged – **11 economically disadvantaged students**

Agenda Item 7

Division 22 Report

BOARD MEMORANDUM



To: Board of Directors

From: Jennifer Meckley, Assistant Superintendent

Date: October 5, 2020

Meeting Date: October 8, 2020

Re: Division 22

In the Division 22 compliance report for the 2018-2019 school year, we stated we were out of compliance in two areas.

581-022-2045 Prevention Education in Drugs and Alcohol

581-022-2050 Human Sexuality Education

The following are the corrective action plans to bring our district into compliance in these areas.

We put a committee of teachers, counselors, parents, and administrators together to work on this. We also connected with community agencies such as Linn County Drug and Alcohol, Lebanon City Police, and Obria Medical.

Additions to programs:

Prevention Education in Drugs and Alcohol

1. We are going to participate in a Red Ribbon campaign annually (Leadership students from our high school will facilitate). This will help us with the requirements for yearly education for 9-12th as well as the public information for parents, families, students, and staff.
2. We will add required annual training through SafeSchools on Prevention of Drug and Alcohol Abuse for all staff.

Attachment

For Human Sexuality Education,

1. We will add new curriculum at the elementary level (Rights, Respect, and Responsibility) to teach the standards. We will also be using the Erin's Law Toolkit to address the requirement of child sexual abuse prevention (K-12). Elementary counselors also teach a Child Protection Unit which is a component of the Second Step Curriculum to meet the Erin's Law requirements.

The Division 22 compliance report for the 2019-2020 school year is included in the Board Packet. The Oregon Department of Education modified the requirements based on the school closure due to COVID-19. We were in compliance in all areas.

Division 22 Standards for Public Elementary and Secondary Schools

2019-20 Assurances Report

By November 1 of each year, school district superintendents are required by [OAR 581-022-2305: Operating Policies and Procedures](#) to report to their school board the district's standing with respect to all of the Standards for Public Elementary and Secondary Schools as set out in Oregon Administrative Rules Chapter 581, Division 22. For the 2019-20 school year, the State Board of Education adopted [OAR 581-022-0103: State Standards for the 2019-20 School Year](#). This rule established a streamlined set of Division 22 standards in effect for the 2019-20 school year, accommodating for the shift to emergency distance learning in response to the COVID-19 pandemic. For the 2019-20 school year, school districts are required to report on the Division 22 standards included in OAR 581-022-0103; any standard not included in this rule is waived for the 2019-2020 school year.

Below is a summary Lebanon Community Schools' compliance with each of the standards included in [OAR 581-0103: State Standards for the 2019-20 School Year](#). For each standard reported as out of compliance, Lebanon Community Schools has provided an explanation of why the school district was out of compliance and the school district's proposed corrective action plan to come into compliance by the beginning of the 2021-22 school year.

Summary of Compliance with Division 22 Requirements

Diploma Requirements

Compliance Status for 2019-20 school year: In compliance

Credit Options

Compliance Status for 2019-20 school year: In compliance

Distance Learning for All

Compliance Status for 2019-20 school year: In compliance

Special Education for Children with Disabilities

Compliance Status for 2019-20 school year: In compliance

Emergent Bilinguals

Compliance Status for 2019-20 school year: In compliance

Talented and Gifted

Compliance Status for 2019-20 school year: **In compliance**

Alternative Education Programs

Compliance Status for 2019-20 school year: **In compliance**

Equal Educational Opportunities

Compliance Status for 2019-20 school year: **In compliance**

School Counseling

Compliance Status for 2019-20 school year: **In compliance**

Student Safety

Compliance Status for 2019-20 school year: **In compliance**

Personnel

Compliance Status for 2019-20 school year: **In compliance**

Fingerprinting of Subject Individuals in Positions not Requiring Licensure as Teachers, Administrators, Personnel Specialists, School Nurses

Compliance Status for 2019-20 school year: **In compliance**

Individual Student Assessment and Reporting

Compliance Status for 2019-20 school year: **In compliance**

Student Education Records

Compliance Status for 2019-20 school year: **In compliance**

Record and Reports

Compliance Status for 2019-20 school year: **In compliance**

Complaint Procedures

Compliance Status for 2019-20 school year: **In compliance**

Assurances

Compliance Status for 2019-20 school year: **In compliance**

Agenda Item 8

Financial Reports

BOARD MEMORANDUM



To: The Honorable Chair and Members
Lebanon Community School District Board of Directors

From: William H. Lewis III, Business Director

Date: October 1, 2020

Meeting Date: October 8, 2020

Re: Financial Report

Financial Report

The 2020-2021 Financial Board Report included in this packet reflects all revenues and expenditures for 2015-2019, and the budgeted YTD expenditures, plus encumbered amounts for 2020-2021 as of 10/01/20.

Information Only-The district's internal procedure for balancing bank accounts balances accounts within 30 days of receiving the bank statements. This district will be moving to a 60-day balancing period for the months of June and July. In June the district is running eight separate payrolls and clearing over 20% of all district budgeted funds across four bank accounts and multiple investment accounts. With the fiscal year rollover process between fiscal years and the high volume of transactions in June, the district will be updating its internal procedure to reflect a 60-day window to reconcile its June and July bank statements.

2019-2020 General Fund Summary Report

	13/14 Actual	16/17 Actual	17/18 Actual	18/19 Budget	19/20 Budget	20-21 Budget	10-01-20 YTD & Enc	10-01-20 Balance
General Fund - Revenue								
SSF Formula		37,131,855	40,190,370	39,633,000	39,705,718	43,560,057	10,735,785	32,824,272
SSF Adjustment		390,697	280,233	-	250,598	-	-	-
State Fiscal Stabilization Fund					-	-	-	-
Federal Ed Jobs					-	-	-	-
School Year SubAccount					-	-	-	-
Loan Receipts					-	-	-	-
Interest		156,492	267,981	100,000	322,591	250,000	20,256	229,744
Third Party Billing		102,447	72,379	80,000	-	-	-	-
TMR		208,252	210,894	175,000	180,556	210,000	-	210,000
JROTC		73,726	69,777	65,000	35,236	65,000	2,558	62,442
Other		299,398	360,539	420,000	361,770	387,500	41,270	346,230
Interfund Transfer		60,000	82,657	70,000	8,029	-	-	-
BFB		3,024,733	3,310,041	5,075,000	5,263,314	3,784,307	4,058,342	(274,035)
Total		41,447,600	44,844,870	45,618,000	46,127,812	48,256,864	14,858,211	33,398,653
	=====	=====	=====	=====	=====	=====	=====	=====
General Fund - Expenses								
Salaries		18,826,313	19,506,444	21,146,522	1,626,358	21,680,883	20,275,867	1,405,017
Benefits		10,952,659	12,144,929	13,883,105	1,075,711	15,086,873	13,358,571	1,728,302
P. Services		4,332,849	4,321,151	4,804,971	1,173,868	5,299,827	1,561,651	3,738,177
Supplies		1,337,164	1,742,328	1,670,267	(293,397)	1,530,133	661,432	868,701
Capital Outlay		65,034	195,888	54,500	(141,973)	90,000	-	90,000
Other Objects		442,882	335,817	437,635	18,724	469,147	358,305	110,842
Transfers		2,180,656	1,335,000	2,621,000	1,286,000	2,100,000	-	2,100,000
Contingency		-	-	1,000,000	-	2,000,000	-	2,000,000
Total		38,137,559	39,581,557	45,618,000	4,745,292	48,256,864	36,215,825	12,041,040
	=====	=====	=====	=====	=====	=====	=====	=====

2019-2020 General Fund Expenditure Report

Obj	Description	16/17 Actual	17/18 Actual	18/19 Project	19/20 Budget	20/21 Budget	10-01-20 YTD	10-01-20 Encumb	10-01-20 Balance
111	Certified salaries	10,161,648	10,831,007	12,299,845	12,665,056	12,540,564	1,058,337	11,005,861	476,365
112	Classified salaries	4,545,055	4,757,666	5,617,686	6,227,931	6,008,791	762,889	4,716,503	529,400
113	Administrative salaries	1,648,330	1,614,127	1,782,092	1,873,807	1,863,955	462,571	1,402,932	(1,547)
114	Managerial - classified	178,755	187,797	249,120	154,577	289,051	69,546	213,674	5,831
116	Retirement stipends	51,134	35,621	19,904	91,904	133,413	11,275	110,000	12,138
119	Confidential salaries	84,504	131,698	159,789	162,808	284,898	69,050	213,674	2,175
121	Certified subs	432,293	446,157	43,660	2,000	0	0	0	0
122	Classified subs	155,004	150,074	42,523	1,500	23,975	0	0	23,975
123	Temp certified	73,949	133,971	162,287	82,264	45,425	0	0	45,425
124	Temp classified	0	0	23,111	8,000	21,658	1,635	0	20,023
127	Student helpers salaries	7,895	6,544	4,413	21,000	16,654	2,774	0	13,879
132	Compensation time	25,767	37,764	77,738	52,300	44,207	10,998	0	33,210
133	Extra duty	324,897	286,017	350,933	279,579	128,295	31,132	0	97,163
134	Classified extra hrs	185,048	192,566	200,393	208,000	0	0	0	0
135	Vacation Payoff	6,938	12,246	14,017	29,817	24,292	326	0	23,967
136	Mentor teacher pay	609	0	0	0	0	0	0	0
137	Personal Leave Payout	0	0	0	0	0	0	0	0
138	Department Head Extra Duty	1,613	1,556	788	6,000	30,000	3,000	9,000	18,000
142	Taxable Meal Reimbursement	903	1,503	2,073	0	809	10	0	799
143	Cell Phone Stipend				0	1,080	270	810	0
145	Travel Stipend				0	11,400	0	0	11,400
150	Club Advisor			34,950	29,650	120,904	20,398	93,166	7,340
	Total Salaries	17,884,343	18,826,313	21,136,091	21,896,193	21,680,883	2,510,247	17,765,619	1,405,017
210	PERS	4,187,401	4,442,519	5,780,868	7,398,130	7,286,664	824,186	5,768,787	693,691
220	Social Security	1,328,140	1,385,595	1,550,125	1,655,388	1,642,024	182,684	1,281,783	177,556
231	Worker's Comp	173,370	196,943	238,867	293,025	275,747	19,090	103,002	153,654
241	Employee Ins - Admin	212,862	208,912	239,427	215,642	275,263	65,604	193,183	16,476
242	Employee Ins - Certified	2,328,554	2,370,817	2,831,052	2,449,421	2,756,998	217,636	2,372,833	166,530
243	Employee Ins - Classified	2,137,321	2,102,847	2,408,513	2,327,520	2,596,579	279,313	1,930,279	386,988
244	Employee Ins - Other	7,731	27,124	36,487	33,429	65,298	16,466	49,262	(431)
245	Employee Ins - Retired	228,774	195,821	122,925	83,600	52,700	7,019	0	45,681
247	TSA	40,991	22,082	24,336	25,200	45,600	11,400	34,200	0
	Total Benefits	10,645,144	10,952,659	13,232,600	14,481,355	15,086,873	1,625,240	11,733,331	1,728,302
311	Instructional Services	157,581	110,051	121,558	103,800	76,375	82	0	76,293
312	Instr Prog Improve Service	36,748	39,424	33,042	53,000	67,750	26,109	38,495	3,146
319	Other Instr-Prof-Tech SVCS	9,745	23,110	11,205	20,000	10,000	175	0	9,825
322	Repairs & Maintenance	168,482	173,295	254,579	190,300	227,612	28,674	18,093	180,845
323	Radio Service	7,767	38,310	12,455	11,100	11,100	2,543	8,805	(248)

2019-2020 General Fund Expenditure Report

324	Rentals	104,777	102,560	121,067	129,400	88,286	1,772	8,505	78,009
325	Electricity	473,758	466,093	453,206	502,620	465,700	48,207	312,209	105,284
326	Fuel	187,899	223,740	181,534	223,135	217,800	7,961	104,250	105,589
327	Water & Sewer	121,239	150,725	138,029	153,520	142,500	30,429	0	112,071
328	Garbage	96,811	95,095	112,864	102,400	87,000	8,466	0	78,534
329	Other Property Services	19,246	34,726	10,550	20,000	0	0	0	0
330	Reimb. Student Transportation	0	1,589	(64,563)	10,200	29,900	3,014	0	26,886
340	Travel	140,225	178,985	149,454	158,263	150,513	650	375	149,488
343	Travel - Student - Out of Dist.	0	2,916	1,140	5,300	4,500	0	0	4,500
346	Meals/Transportation	48	99	153	200	350	0	0	350
348	Staff Tuition	44,768	71,830	92,746	47,000	2,000	5,721	1,620	(5,341)
351	Telephone	70,529	39,486	44,987	73,165	65,100	10,977	28,092	26,031
353	Postage	21,909	14,712	24,224	26,074	28,900	5,086	13,489	10,325
354	Advertising	3,551	1,087	2,761	4,300	2,650	325	0	2,325
355	Printing & Binding	48,223	51,996	13,712	29,400	30,950	655	12,750	17,545
360	Charter School Payments	1,961,788	1,866,943	2,159,564	2,195,000	2,300,000	801,245	0	1,498,755
371	Tuitions Payments to Other Dist.	29,701	29,536	0	0	0	0	0	0
373	Tuition Pay Private School	0	0	0	5,000	0	0	0	0
374	Other Tuition	625,503	162,192	240,090	92,500	90,000	0	0	90,000
381	Audit Services	25,150	27,700	29,150	30,000	39,000	0	0	39,000
382	Legal Services	5,288	11,261	33,971	35,000	35,000	0	1,269	33,731
384	Negotiation Services	13,784	8,590	0	10,000	5,000	0	0	5,000
386	Data Processing SVCS	76,794	75,380	65,278	89,600	65,000	10,339	0	54,662
388	Election Services	0	1,573	4,623	5,000	5,000	0	0	5,000
389	Other Non_instr Pro/Tech	539,114	292,488	451,897	363,700	351,450	14,587	275	336,588
391	Physical Exams - Drivers	3,168	4,193	4,072	4,400	5,750	2,040	2,250	1,460
392	Drug Tests Drivers	635	1,255	1,670	3,000	2,250	0	2,000	250
393	Child Care Services	22,000	22,000	0	15,000	0	0	0	0
394	Sub calling service	7,489	6,464	14,113	15,000	12,000	0	0	12,000
395	Classified subs	0	0	226,030	194,000	228,600	0	0	228,600
396	Criminal History checks	2,928	3,179	4,066	3,200	3,500	0	0	3,500
398	Fingerprinting	462	266	38	1,000	2,500	59	0	2,441
399	Classified subs	0	0	499,109	425,000	445,791	0	0	445,791
	Total P. Services	5,027,111	4,332,849	5,448,375	5,349,577	5,299,827	1,009,175	552,476	3,738,177
406	Gas Oil & Lubricants	103,868	115,426	190,500	190,500	189,100	3,388	33,966	151,746
410	Supplies & Materials	419,096	486,014	452,860	648,024	651,837	56,862	8,019	586,955
413	Vehicle repair parts	48,980	44,746	27,649	52,800	50,500	4,540	29,557	16,402
414	Transportation operations	6,060	8,776	30,655	15,000	25,000	2,918	3,667	18,414

2019-2020 General Fund Expenditure Report

420	Textbooks	131,379	83,687	68,642	28,033	9,933	2,569	0	7,364
430	Library Books	8,588	5,880	5,914	15,694	8,200	0	0	8,200
440	Periodicals	1,937	5,354	6,511	6,000	10,800	0	10,091	709
460	Equipment under 5K	212,514	184,119	162,389	178,842	146,100	0	0	146,100
470	Computer software	195,888	181,289	184,472	264,360	257,398	216,930	15,000	25,468
480	Computer hardware	252,444	221,873	146,797	170,593	181,265	58,922	215,000	(92,657)
	Total Supplies & Materials	1,380,753	1,337,164	1,276,389	1,569,846	1,530,133	346,131	315,301	868,701
520	Buildings Acquisition				0	0	0	0	0
540	Equipment	20,047	65,034	39,805	54,500	25,000	0	0	25,000
541	New Equipment over 5K	0			0	45,000	0	0	45,000
542	Replace of Equip over 5K	0			0	20,000	0	0	20,000
550	Depreciable Technology			7,579	0	0	0	0	0
564	Bus Replacement	0		258	0	0	0	0	0
590		0			0	0	0	0	0
	Total Capital Outlay	20,047	65,034	47,641	54,500	90,000	0	0	90,000
621	Regular Interest	0	0	0	500	0	0	0	0
622		0	0		0	0	0	0	0
640	Dues & Fees	67,655	178,632	101,706	175,180	159,726	49,192	100	110,434
650	Insurance & Judgments	218,639	230,250	245,279	265,588	306,221	0	0	306,221
651		0	0		0	0	0	0	0
652		0	0		0	0	100	0	(100)
653	Property Insurance Premium	0	0		0	0	308,034	0	(308,034)
654		0	0		0	0	0	0	0
655	Judgments & Settlements	0	0		0	2,500	0	0	2,500
659	Settlements	0	34,000		0	0	0	0	0
660		0	0		0	0	0	0	0
670	Taxes & Licenses	0	0	0	200	700	878	0	(178)
690		0			0	0	0	0	0
	Total Other Objects	286,294	442,882	346,985	441,468	469,147	358,205	100	110,842
707	Transfer - Vocational House Fun	0	0	40,000	0	70,000	0	0	70,000
710	Transfer - Technology	200,000	225,000	100,000	0	80,000	0	0	80,000
711	Transfer - Classroom Furniture	50,000	25,000	50,000	0	10,000	0	0	10,000
712	Transfer - Textbook Adoption	350,000	300,000	400,000	400,000	200,000	0	0	200,000
713	Transfer - Capital Improvement	250,000	250,000	400,000		200,000	0	0	200,000
714	Transfer - Track and Turf Fund	110,000	10,000	85,000	10,000	0	0	0	0
715	Transfer - Athletic Fund	365,000	405,000	446,000	450,000	475,000	0	0	475,000
716	Transfer - Bus Replacement	250,000	250,000	300,000	150,000	225,000	0	0	225,000
717	Transfer - Unemploy Ins	15,000	25,000	25,000	25,000	250,000	0	0	250,000
718	PERS Reserve	500,000	500,000	525,000	0	450,000	0	0	450,000
719	Transfer - Food Service	65,225	90,656	100,000	100,000	120,000	0	0	120,000

2019-2020 General Fund Expenditure Report

730	Transfer - Debt Service	0	100,000	150,000	50,000	20,000	0	0	20,000
731	Transfer - Academic Achievemer	0	0	0	0	0	0	0	0
	Total Transfers	2,155,225	2,180,656	2,621,000	1,185,000	2,100,000	0	0	2,100,000
810	Reserve/Contingency	0	0	0	1,750,000	2,000,000	0	0	2,000,000
	Grand Total	37,398,917	38,137,559	44,109,082	46,727,940	48,256,864	5,848,998	30,366,826	12,041,040
		<u>=====</u>	<u>=====</u>	<u>=====</u>	<u>=====</u>	<u>=====</u>	<u>=====</u>	<u>=====</u>	<u>=====</u>

2019-2020 General Fund Revenue Report

		15/16	16/17	17/18	18/19	19/20	20-21	10-01-20	10-01-20
		Actual	Actual	Actual	Project	Budget	Budget	YTD	Balance
SSF Formula									
1111,	Taxes	8,533,160	9,048,901	10,057,517	10,136,079	10,938,094	10,938,094	32,240	10,905,854
4801,4899	Federal Forest Fees	205,708	23,160	142,770	179,478	130,000	130,000	-	130,000
3103	Common School	492,013	502,314	410,848	437,082	405,245	400,000	196,116	203,884
3104	State Timber	181,382	137,286	167,068	167,048	160,000	100,000	-	100,000
3101/3199	School Support Fund	26,623,971	27,420,195	29,412,167	29,101,930	31,264,455	31,791,963	10,507,429	21,284,534
Adjustments to SSF Payments									
	Adj for Prior Year payments	(330,463)	261,223	250,598	(755,646)				-
	Adj for HC Disability Grant	76,394	129,474	29,635	439,748	-	-	-	-
	Total SSF Formula	35,782,164	37,522,552	40,470,603	39,705,718	42,897,794	43,560,057	10,735,785	32,824,272
1510	Interest on Investments	91,245	156,492	267,981	322,591	300,000	250,000	20,256	229,744
4200	Third Party billing	45,178	102,447	72,379	72,372	-	-	-	-
2210	TMR	149,514	208,252	210,894	180,556	150,000	210,000	-	210,000
4300	JROTC reimbursement	66,034	73,726	69,777	35,236	65,000	65,000	2,558	62,442
Other									
1910	Rental Fees	10,474	9,114	7,731	3,626	10,000	7,500	-	7,500
1980	Fees Charged to Grants	800	-	-	-	100,000	50,000	-	50,000
1312,									
1960,									
1990,									
5300	Miscellaneous	202,944	213,437	284,801	358,144	300,000	250,000	6,038	243,962
1994	E-Rate reimbursement	82,910	76,847	68,007	-	80,000	80,000	35,232	44,768
5200	Interfund Transfer - Athletics	60,000	60,000	82,657	8,029	850,000	-	-	-
5400	Beginning Fund Balance	3,932,387	3,024,733	3,310,041	5,263,314	2,280,000	3,784,307	4,058,342	(274,035)
	Total	<u>40,423,650</u>	<u>41,447,600</u>	<u>44,844,870</u>	<u>45,949,586</u>	<u>47,032,794</u>	<u>48,256,864</u>	<u>14,858,211</u>	<u>33,398,653</u>