

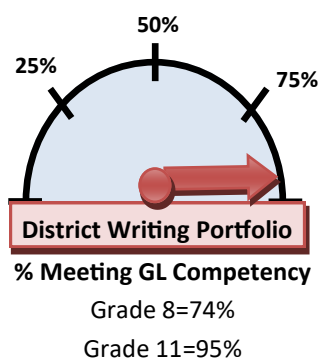
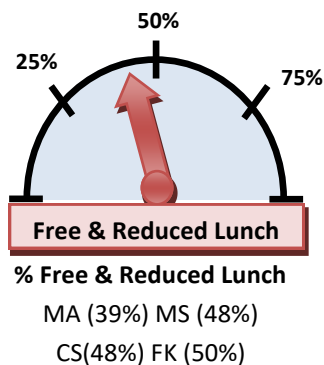
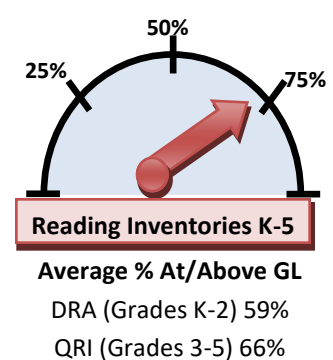
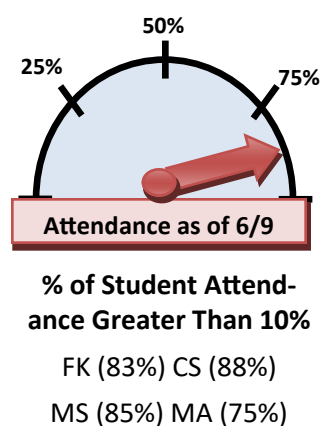
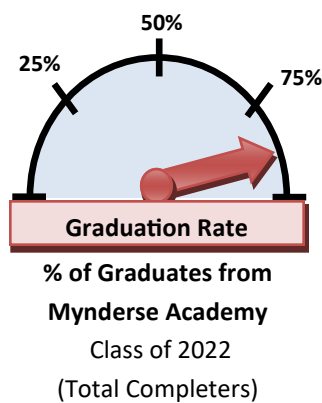
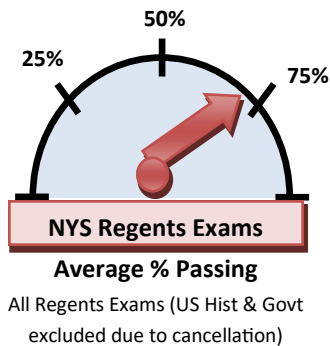
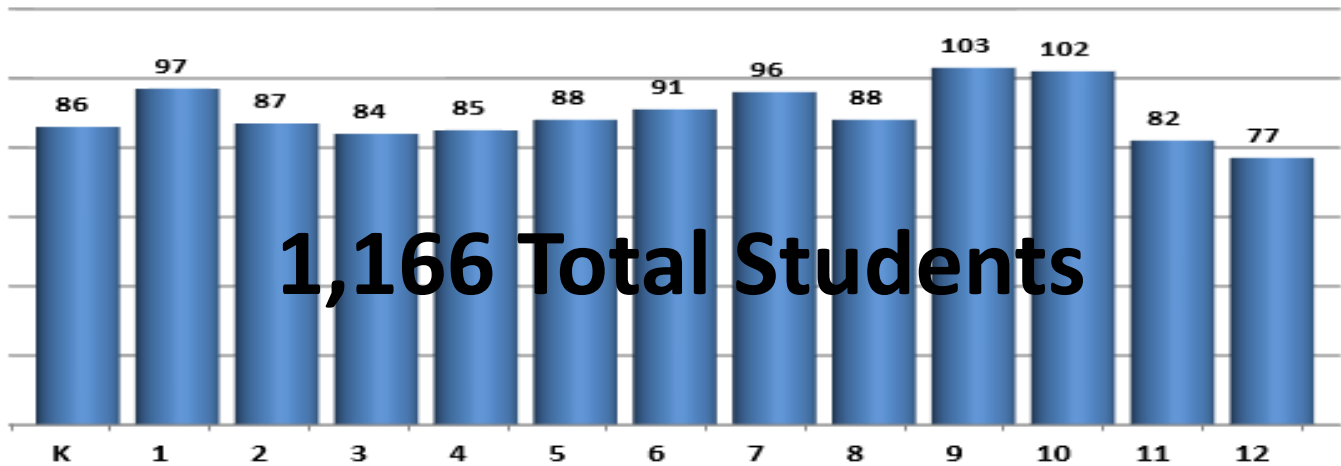




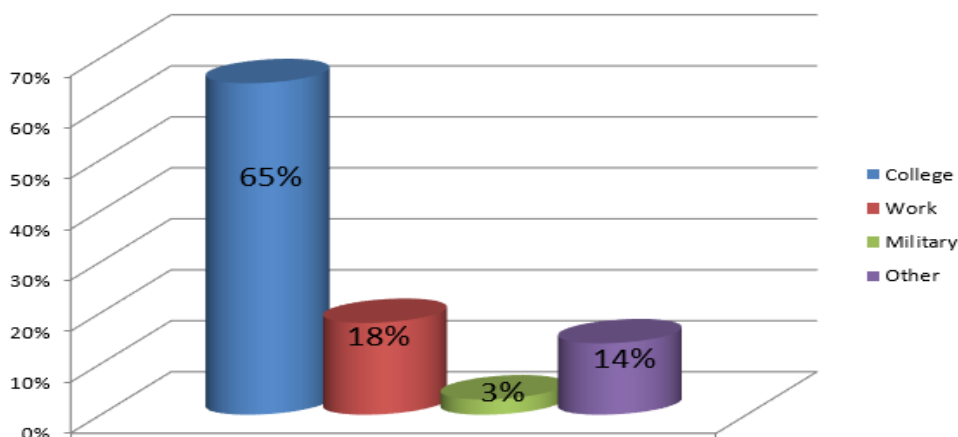
The Data Newsletter is a compilation of district-wide data from the 2021-2022 school year. The data shared in this newsletter is for the educators of the SFCSD and supports the data informed culture that exists K-12.

## Class Enrollment





## MYNDERSE ACADEMY GRADUATION DATA



### Class of 2022 Graduation Data

Graduates	76 St.
Regents Diploma	41 St.
Regents w/Adv.Des	35 St.
Adv. Desig./Honors	7 St.
CDOS/Local Diploma	26 St.
P-Tech Student/MA Grad	0 St.
Still Enrolled	1 St.
Dropped	10 St.

NAME	COLLEGE/WORK/MILITARY	MAJOR
Bridget Aceto	Continental School Of Beauty	Cosmetology Program
Cassidy Adams	Finger Lakes Community	Early Childhood Education
Terrell Adams		
Nicholas Anderson	Alfred University	Mechanical Engineering
Joseph Andrews	Rochester Institute of Technol-	Electrical Engineering
Alexis Atkachonis		
Evelyn Balzer	Ithaca College	Music Education
Henry Belke		
Kaitlyn Biccum	St. Bonaventure University	Childhood Education
Michael Bogart	SUNY College at Geneseo	Social Studies Education
Domenic Bruni	Keuka College	Childhood Education
Emily Buisch		
Emi Bush	Finger Lakes Community	Elementary Teaching
Elizabeth Butts		
Rylee Calabrese		
Nicole Carter		
Alyvia Christensen	Niagara University	Psychology
Lita Clark		
Madison Cosentino	SUNY College at Brockport	History
Mitchell Dekanski		
Keara Dugan	Finger Lakes Community	Psychology
Janya Dyson	SUNY College at Oswego	Zoology
Austin Eddy		
Gabriel Fantauzzi	Finger Lakes Community	Undecided
Oakley Fitzgerald	Cayuga Community College	Game Design/IT
Ryan Furetti	Le Moyne College	Business Administration
Eleka Goncz	New York Film Academy	
Erick Guevara Cordero	Southwest Virginia Community	Business
Yahniece Harris	Savannah College of Art and	Fashion Design
Sydney Haust	Keuka College	Unified Childhood Education/
Mackenzie Higby	SUNY College at Brockport	Childhood Education
Ethan Hilimire	SUNY College at Cortland	Business Economics
Gabriella Hirons		
Samantha Hubbard		
Jacob Hutchins	SUNY College at Cortland	Physical Education
Julia Jacobs	Cayuga Community College	Human Services
Joseph Jang	University of Rochester	Philosophy
Nicholas Jastrzab	Finger Lakes Community	Health Care Studies

NAME	COLLEGE/WORK/MILITARY	MAJOR
Troy Kabat	Rochester Institute of Tech-	Mechanical Engineering
Kyan Kennett		
Jayden Key	Cayuga Community College	Early Childhood Education
William Korzeniewski	St. Bonaventure University	Sports Media
Jada Lackey		
Dilayla Lebron-Sanabria		
Flora Lin	SUNY University at Buffalo	Biomedical Sciences
Kayla Lopez		
Darby Lukowski	Cazenovia College	Interior Design
Abigail Lynch	SUNY College at Geneseo	Sociomedical Sciences
Amy Mahoney	Cayuga Community College	Nursing
Morgen Major	Finger Lakes Community	Business
Marissa Malchoff	Finger Lakes Community	Health Care Studies
Megan Marley	University of Miami	Electronic Media
Maranda Marr	Finger Lakes Community	Business
Alexander McDermott		
Bridget Miller		
Morgan Norsen	Monroe Community College	Biology
Sarena Pagan	Niagara University	Political Science
Abigail Palmer	Johnson and Wales Univer-	Culinary Nutrition
Sydney Partee	Rochester Institute of Tech-	Mechanical Engineering
Marcelina Pascual-Pascual		
Jade Pealo		
Blake Petrocci		
Angelo Polizzotto		
Nathaniel Quillen-VanDeMortel		
Abigail Reagan	Ithaca College	Theatre Studies
Isaiah Robinson		
Trevor Roggie	Cayuga Community College	Criminal Justice
Anthony Ryan	Cayuga Community College	Business/Entrepreneurship
Justin Simmons		
Adreonna Smith		
Cheyenne Soto	Training / Certificate Pro-	Auto Body / Carpentry
Alanys Acevedo Velez	Alfred University	Psychology
Sean Walsh	Finger Lakes Community	Culinary Arts
Robert Whitton	Cayuga Community College	Criminal Justice
Ryan Wylie	Worcester Polytechnic	Robotic Engineering
Brock Youngs		



## MYNDERSE ACADEMY CLASS OF 2022 "BY THE NUMBERS"

13

Members of  
the Nat'l  
Technical

15

Students  
earned Mas-  
tery in Sci-  
ence Honors



68

Nat'l Honor Society  
Members

7

Honor Graduates-  
These are individuals  
who have an average  
of 90% or better on  
the required regents  
exams

21

Graduates who have earned recognition for Academic  
Excellence (Cumulative average of 90 or better at MA)

8

Students earned  
Mastery in Math

141

Individual Scholar Athlete Recog-  
nitions

Graduates have been a part of our music program which has won local, state and national recognition. The students in our music program participated in Choral Ensembles, Band, Marching Band and Jazz Ensembles. Many of our seniors have also been involved in our drama club and have been members of casts that have received various awards and recognition throughout the last 4 years.



## MYNDERSE ACADEMY ASSESSMENT RESULTS



New York State  
EDUCATION DEPARTMENT  
BOARD OF REGENTS



- 39 AP Exams were taken by 28 students

\* Scored higher than NYS average on 4 out of 7

SUBJECT	% PASSING	% MASTERY
ENGLISH CC	88%	37%
BIOLOGY	85%	24%
EARTH SCIENCE	72%	20%
ALGEBRA	77%	11%
CHEMISTRY	59%	18%
GLOBAL HIST 10	85%	19%
US HI/GV	Cancelled by NYSED	Cancelled by NYSED
ALGEBRA II	84%	16%
PHYSICS	88%	41%
GEOMETRY CC	56%	8%
<b>TOTAL REGENTS</b>	<b>77%</b>	<b>22%</b>

0%SUBJECT	EXAMS	% Level 3-5
AP ENG. LIT/COMP.	5	*80%
AP US HISTORY	11	*64%
AP CALCULUS	12	*67%
AP BIOLOGY	1	0%
AP DRAWING	2	*100%
AP PHYSICS	2	0%
AP CHEMISTRY	6	50%
<b>TOTAL AP EXAMS</b>	<b>39</b>	<b>52%</b>

Each AP Exam score is a weighted combination of the stu-  
dent's scores on the multiple-choice section and the free-  
response section. The final score is reported on a 5-point  
scale:

5 = extremely well qualified

4 = well qualified

3 = qualified

2 = possibly qualified

1 = no recommendation



## SFCS DISTRICT WRITING PORTFOLIO RESULTS



### Opinion Writing

**Average grade level score was 2.4 out of 4.**

**Students achieving grade level or above proficiency was 49%.**



### Narrative Writing

**Average grade level score was 2.6 out of 4.**

**Students achieving grade level or above proficiency was 62%.**



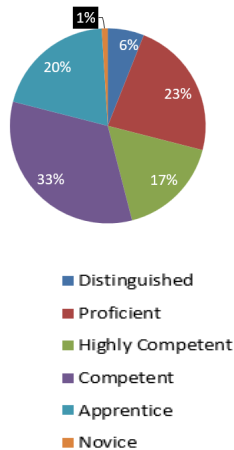
### Informational Writing

**Average grade level score was 2.6 out of 4.**

**Students achieving grade level or above proficiency was 65%.**

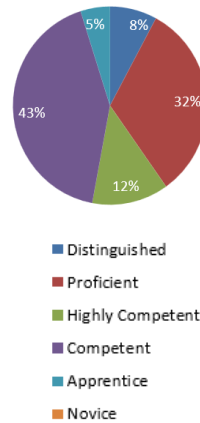
### Grade 8 Writing Portfolio

Rating	Students
Distinguished	5
Proficient	20
Highly Competent	15
Competent	28
Apprentice	17
Novice	1
Incomplete	2



### Grade 11 Writing Portfolio

Rating	Students
Distinguished	6
Proficient	26
Highly Competent	10
Competent	34
Apprentice	4
Novice	0
Incomplete	0



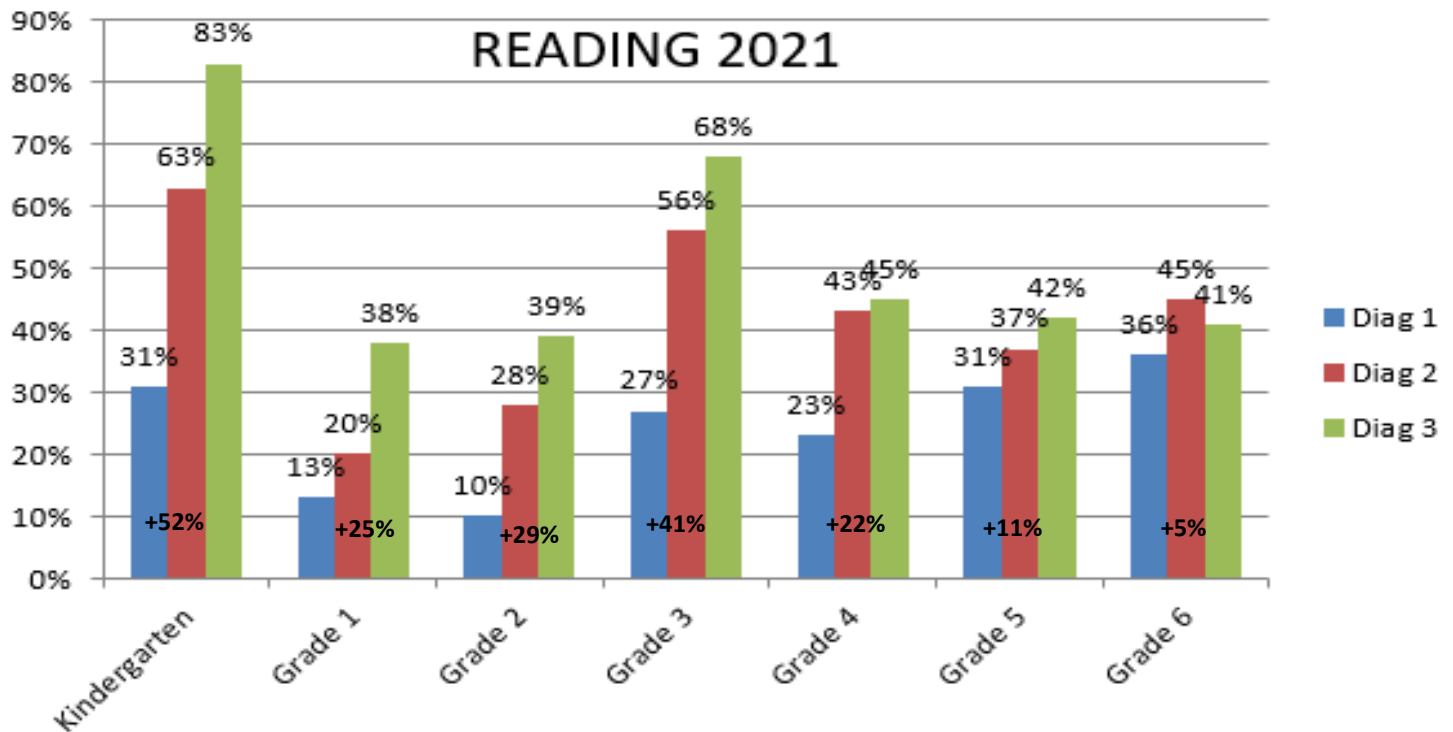
## CHRONIC ABSENTEEISM K-12

### Percentage of Students Who Were Absent

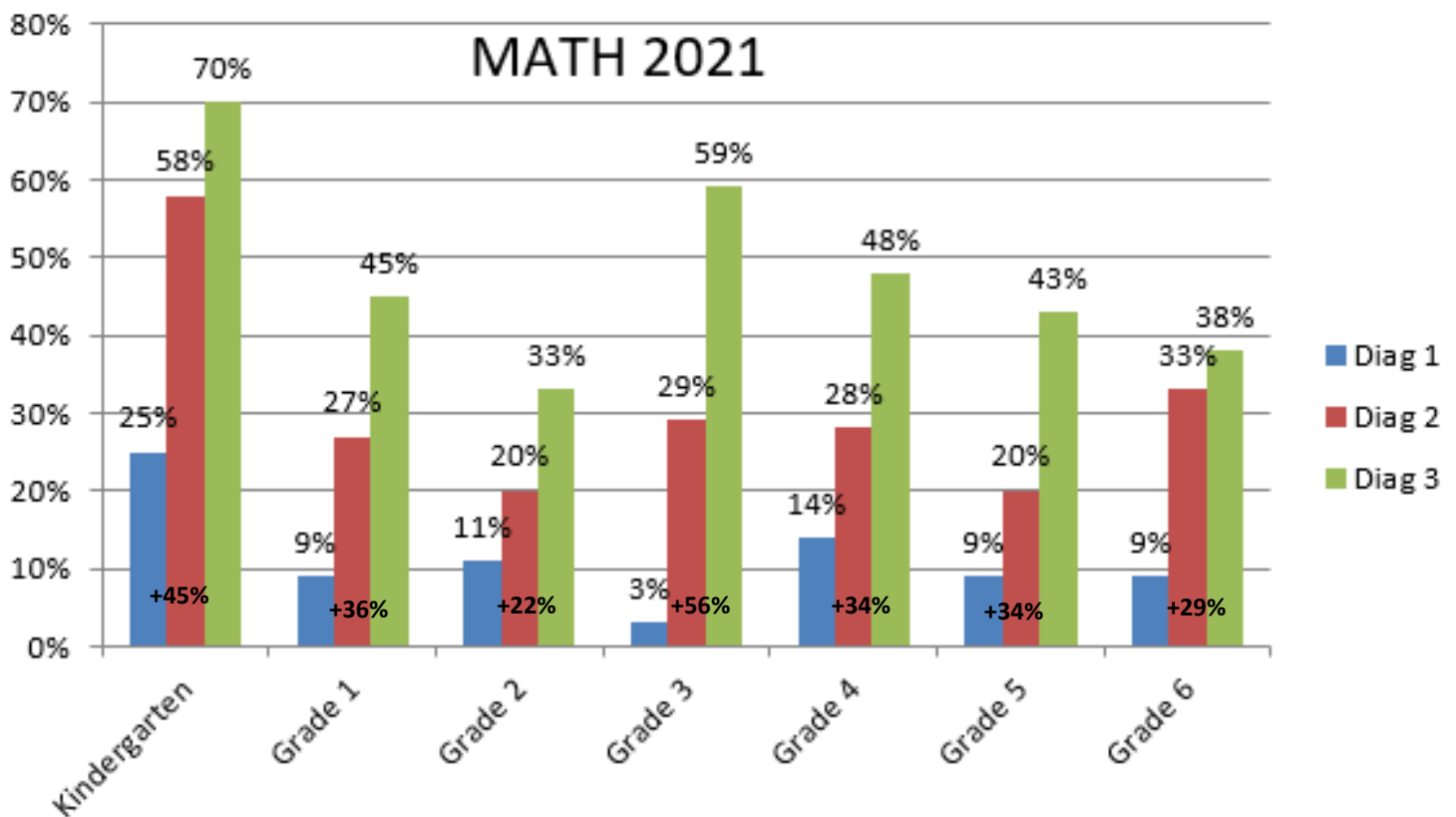
Grade	0-4%	5-9%	10% or more	10% or more AND Economically Disadvantaged Per Building	10% or more AND Not Economically Disadvantaged Per Building	All Students 10% or More Per Building
Grade K	49%	27%	24%	34%	14%	26%
Grade 1	43%	33%	25%			
Grade 2	43%	29%	28%			
Grade 3	41%	42%	17%	30%	3%	18%
Grade 4	50%	32%	18%			
Grade 5	45%	37%	18%			
Grade 6	43%	31%	27%	32%	14%	25%
Grade 7	52%	24%	24%			
Grade 8	48%	28%	23%			
Grade 9	53%	18%	29%	46%	18%	32%
Grade 10	39%	26%	35%			
Grade 11	49%	26%	26%			
Grade 12	33%	30%	38%			



## Students Achieving At/Above Grade Level Diagnostic 1 Through 3



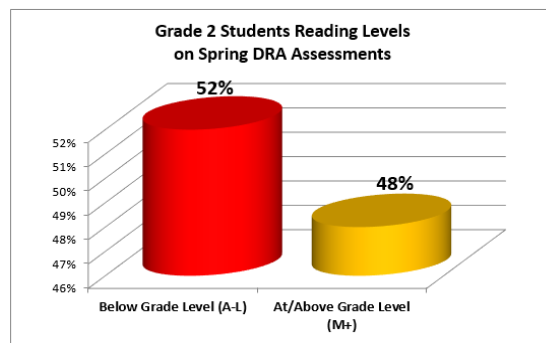
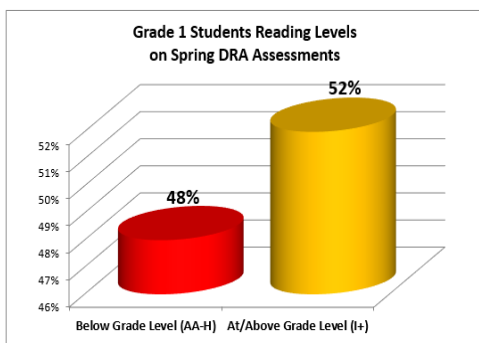
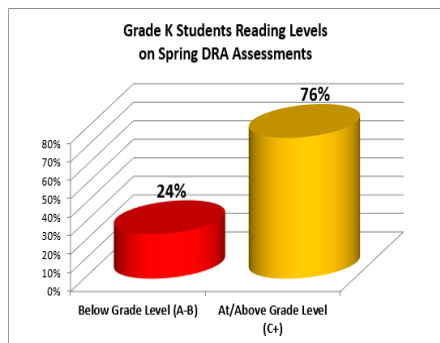
## Students Achieving At/Above Grade Level Diagnostic 1 Through 3



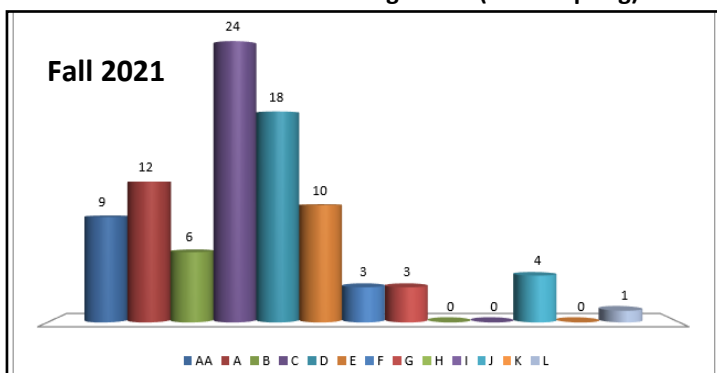




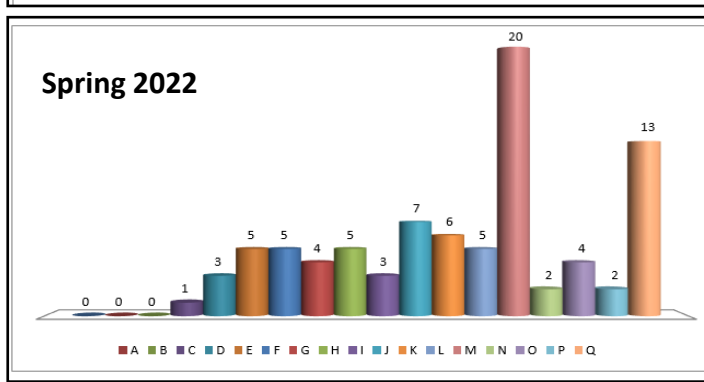
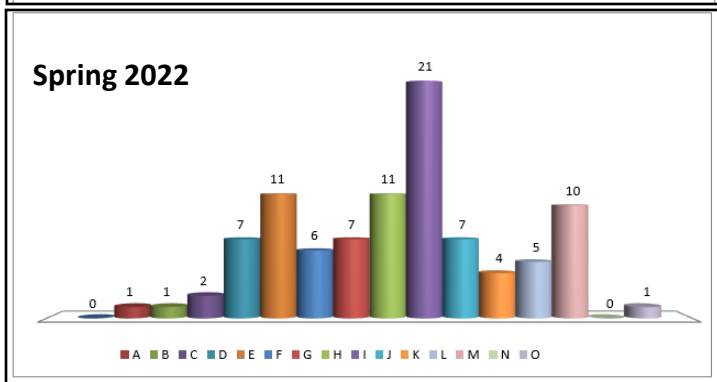
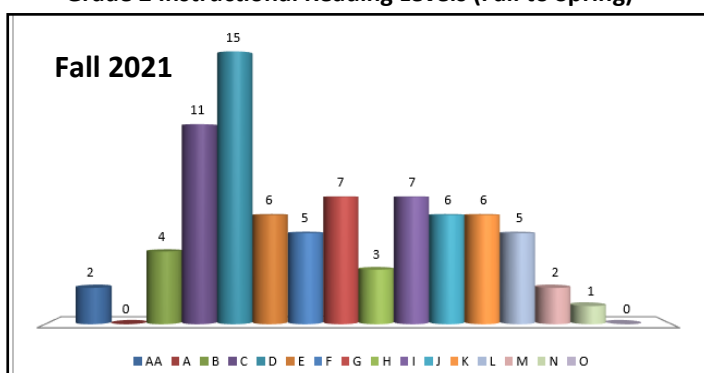
Students at the elementary and intermediate grade levels are tested to determine reading levels. Frank Knight uses the Developmental Reading Assessment (DRA) and Cadystanton uses the Qualitative Reading Inventory (QRI). Both programs are used to determine instructional reading levels (accuracy and comprehension).



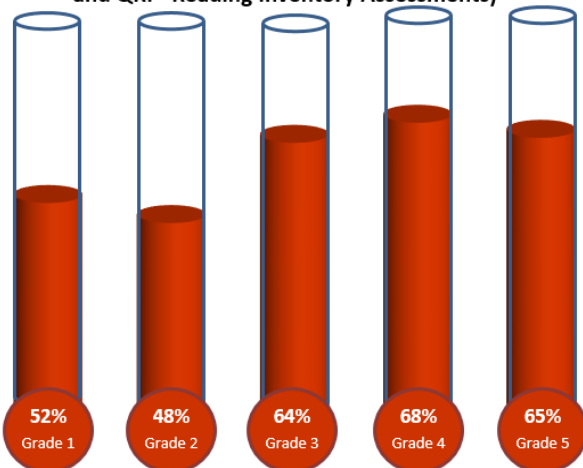
**Grade 1 Instructional Reading Levels (Fall to Spring)**



**Grade 2 Instructional Reading Levels (Fall to Spring)**



**Grades 1-5 - % Reading At or Above Grade Level (DRA and QRI - Reading Inventory Assessments)**



**QRI Goal:** All students (Gr. 3-5) will meet their reading target as measured by the QRI (Qualitative Reading Inventory)

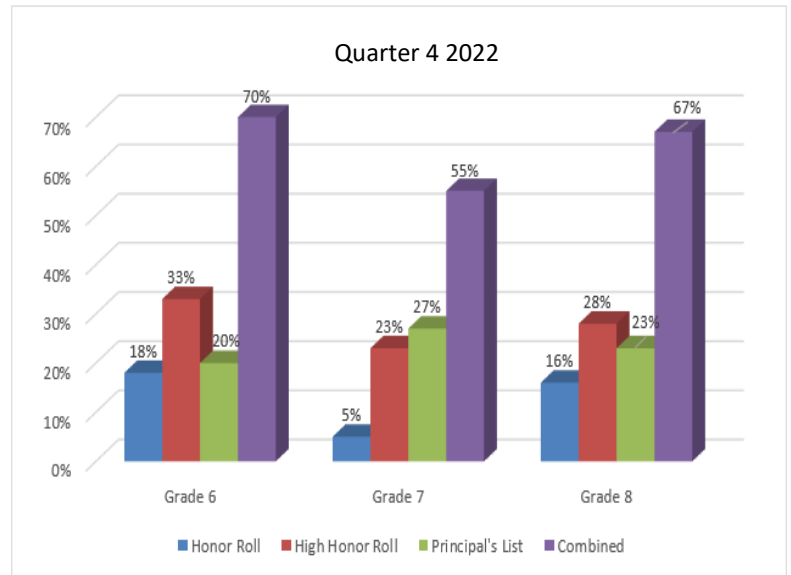
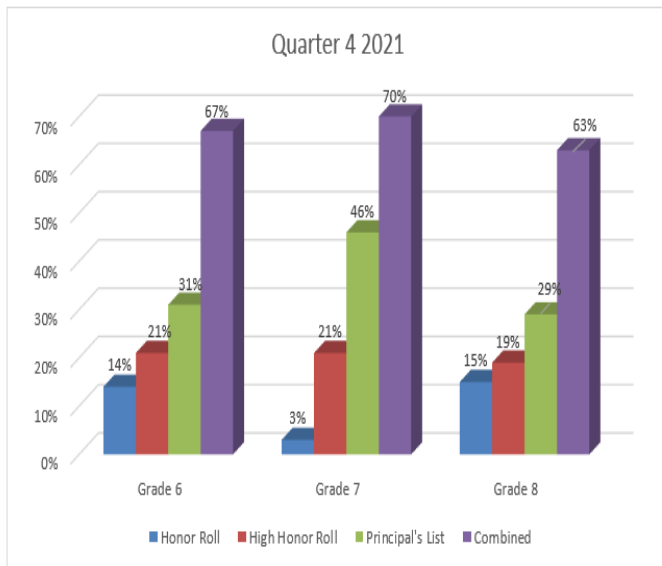
Grade 3	Grade 4	Grade 5
64% At or Above Grade Level	68% At or Above Grade Level	65% At or Above Grade Level
26% Less Than One Year Below	25% Less Than One Year Below	16% Less Than One Year Below
10% One Year or More Below Grade Level	7% One Year or More Below Grade Level	19% One Year or More Below Grade Level
94% Achieved 1+ Years of Growth on QRI	91% Achieved 1+ Years of Growth on QRI	93% Achieved 1+ Years of Growth on QRI

**"Gauging" Our Reading**



## ACADEMIC ACHIEVEMENT QUARTER 4 GRADES 6-12

### Percentage of Students Achieving Honor Roll, High Honor Roll and Principal's List Grades 6-8



### Percentage of Students Achieving Honor Roll and High Honor Roll Grades 9-12

