



## 2021-22 Phase One: Continuous Improvement Diagnostic for Schools

2021-22 Phase One: Continuous Improvement Diagnostic for Schools

**Whitley Central Intermediate School**

**Susan Brashear**

2940 N Highway 25 W  
Williamsburg, Kentucky, 40769  
United States of America

---

## Table of Contents

2021-22 Phase One: Continuous Improvement Diagnostic for Schools	3
--	---

## 2021-22 Phase One: Continuous Improvement Diagnostic for Schools

The **Comprehensive School Improvement Plan or CSIP** is defined as a *plan developed by the school council, or successor, and charter schools with the input of parents, faculty, and staff, based on a review of relevant data that includes targets, strategies, activities, and a time schedule to support student achievement and student growth, and to eliminate gaps among groups of students.*

The comprehensive school and district improvement plan process is outlined in 703 KAR 5:225. The requirements included in the administrative regulation are key components of the continuous improvement process in Kentucky and ultimately fulfillment of school, district, and state goals under the Kentucky State Plan as required by the Every Student Succeeds Act (ESSA).

While the regulation outlines a timeline for compliance purposes, the plan itself is a strategic and proven approach to improve processes and to ensure students achieve. The timeline for the school's 2021-22 diagnostics is as follows:

### Phase One: August 1 - October 1

- Continuous Improvement Diagnostic for Schools

### Phase Two: October 1 - November 1

- The Needs Assessment for Schools
- School Assurances
- School Safety Report

### Phase Three: November 1 - January 1

- Comprehensive School Improvement Plan
- Executive Summary for Schools
- Professional Development Plan for Schools

### Phase Four: January 1 - December 31

- Progress Monitoring

***As principal of the school, I hereby commit to implementing continuous improvement processes with fidelity to support student achievement and student growth and to eliminate achievement gaps among groups of students. I also assure that the comprehensive school improvement plan is developed by the school council, (where applicable) with the input of parents, faculty, and staff.***

Please enter your name and date below to certify.

Susan Brashear - September 08, 2021





## 2021-22 Phase Two: The Needs Assessment for Schools

2021-22 Phase Two: The Needs Assessment for Schools

**Whitley Central Intermediate School**

**Susan Brashear**

2940 N Highway 25 W  
Williamsburg, Kentucky, 40769  
United States of America

---

## Table of Contents

2021-22 Phase Two: The Needs Assessment for Schools Understanding Continuous Imp...	3
Attachment Summary	7

## 2021-22 Phase Two: The Needs Assessment for Schools

### Understanding Continuous Improvement: The Needs Assessment for Schools

The Needs Assessment Diagnostic will facilitate the use of multiple sources of data to determine the current reality and establish a foundation for decision-making around school goals and strategies. Once completed, the diagnostic will lead to priorities to be addressed in the comprehensive school improvement plan to build staff capacity and increase student achievement. The needs assessment is to be conducted annually as an essential part of the continuous improvement process and precedes the development of strategic goals (i.e. desired state).

While the focus of continuous improvement is student performance, the work must be guided by the aspects of teaching and learning that affect performance. An effective improvement process should address the contributing factors creating the learning environment (inputs) and the performance data (outcomes).

The needs assessment provides the framework for all schools to clearly and honestly identify their most critical areas for improvement that will be addressed later in the planning process through the development of goals, objectives, strategies and activities. 703 KAR 2:225 requires, as part of continuous improvement planning for schools, each school to complete the needs assessment between October 1 and November 1 of each year and include: (1) a description of the data reviewed and the process used to develop the needs assessment; (2) a review of the previous plan and its implementation to inform development of the new plan; and, (3) perception data gathered from the administration of a valid and reliable measure of teaching and learning conditions.

#### Protocol

1. Clearly detail the process used for reviewing, analyzing and applying data results to determine the priorities from this year's needs assessment. Include names of school councils, leadership teams and stakeholder groups involved, a timeline of the process, the specific data reviewed, and how the meetings are documented.

Please see attached.

#### **ATTACHMENTS**

##### **Attachment Name**



Needs Assessment - Protocol

#### Trends

2. Analyzing data trends from the previous two academic years, which academic, cultural and behavioral measures remain significant areas for improvement?

**Example of Trends**

- The number of behavior referrals increased from 204 in 2019-20 to 288 in 2020-21.
- From 2018 to 2020, the school saw an 11% increase in novice scores in reading among students in the achievement gap.

Please see attached.

**ATTACHMENTS****Attachment Name**

Needs Assessment - Trends

**Current State**

3. Plainly state the current condition of the school using precise numbers and percentages as revealed by multiple sources of outcome data. Cite the source of data used.

**Example of Current Academic State:**

- Thirty-four percent (34%) of students in the achievement gap scored proficient on KPREP Reading.
- Fifty-four percent (54%) of our students scored proficient in math compared to the state average of 57%.

**Example of Non-Academic Current State:**

- Teacher attendance rate was 84% for the 2020-21 academic year.
- Survey results and perception data indicated 62% of the school's teachers received adequate professional development.

Please see attached.

**ATTACHMENTS****Attachment Name**

Current State - Academic and Non-Academic

**Priorities/Concerns**

4. Clearly and concisely identify the greatest areas of weakness using precise numbers and percentages.

**NOTE:** These priorities will be thoroughly addressed in the Comprehensive School Improvement Plan (CSIP) diagnostic and template.

**Example:** Sixty-eight (68%) of students in the achievement gap scored below proficiency on the KPREP test in reading as opposed to just 12% of non-gap learners.

Please see attached.

### **ATTACHMENTS**

#### **Attachment Name**



Current State - Priorities and Concerns

Strengths/Leverages

5. Plainly state, using precise numbers and percentages revealed by current data, the strengths and leverages of the school. Explain how they may be utilized to improve areas of concern listed above.

**Example:** Reading achievement has increased from 37% proficient to its current rate of 58%. The systems of support we implemented for reading can be adapted to address our low performance in math.

Please see attached.

### **ATTACHMENTS**

#### **Attachment Name**



Current State - Strengths and Leverages

Evaluate the Teaching and Learning Environment

6. Consider the processes, practices and conditions evident in the teaching and learning environment as identified in the six Key Core Work Processes outlined below:

KCWP 1: Design and Deploy Standards

KCWP 2: Design and Deliver Instruction

---

KCWP 3: Design and Deliver Assessment Literacy  
KCWP 4: Review, Analyze and Apply Data  
KCWP 5: Design, Align and Deliver Support  
KCWP 6: Establishing Learning Culture and Environment

Utilizing implementation data, perception data, and current policies and practices:

- a. Complete the [Key Elements Template](#).
- b. Upload your completed template in the attachment area below.

After analyzing the Key Elements of your teaching and learning environment, which processes, practices or conditions will the school focus its resources and efforts upon in order to produce the desired changes?

Note that all processes, practices and conditions can be linked to the six Key Core Work Processes.

**NOTE:** These elements will be thoroughly addressed in the Comprehensive School Improvement Plan (CSIP) diagnostic and template.

Please see attached.







### **ATTACHMENTS**

#### **Attachment Name**



Needs Assessment - Evaluate the Teaching and Learning Environment

# Attachment Summary

Attachment Name	Description	Associated Item(s)
 Current State - Academic and Non-Academic	Current State - Academic and Non-Academic	• 3
 Current State - Priorities and Concerns		• 4
 Current State - Strengths and Leverages	Current State - Strengths and Leverages	• 5
 Needs Assessment - Evaluate the Teaching and Learning Environment	Key Elements Completed Chart	• 6
 Needs Assessment - Protocol	Needs Assessment - Protocol	• 1
 Needs Assessment - Trends	Needs Assessment - Trends	• 2

## Current State – Potential Source of Problem

### Design and Deploy Standards:

To ensure that our current curriculum is valid and aligned with state standards and supports instruction and assessment, we will continue to use the district approved math and reading curriculum that is aligned to state standards. We will also supplement those curriculums by differentiating instruction for students with other collected resources that are also aligned to state standards. All teachers are required to use district approved materials. To ensure that the curriculum is taught at a high level of fidelity, each grade level follows a district wide curriculum map for each core subject. Teachers and students review I Can Statements and learning targets for each lesson. Learning targets are posted, read aloud, written down, and referred to during the lesson. Third grade students also benefit from the instruction of our math intervention teacher and reading intervention teacher. The students who qualify for this service receive one on one or small group instruction in reading and/or math forty five minutes daily to help them reach or maintain grade level performance. Students also will benefit from our 21<sup>st</sup> Century and Save the Children Programs that provide in school and after school opportunities for students to receive additional support in the areas of reading and math.

Teachers attend various trainings to help develop strategies to use in the classrooms to improve in these areas. Several teachers participate in Literacy Design Collaborative (LDC) and Math Design Collaborative (MDC). These groups are made up of a national community of educators providing a teacher-designed and research-proven framework, online tools, and resources for creating literacy and math-rich assignments and courses across content areas. District level content coaches have also been working with teachers to make adjustments in the curriculum to target areas of need. Title I reading instructor collaborates weekly with the fourth and/or fifth grade teachers students in writing. 5th grade students will be participating in On-Demand scrimmages. Teachers will provide feedback from scrimmage results and use the data to drive instruction during writing lessons.

To further differentiate reading instruction, our school is using the reading series, Houghton Mifflin Journeys, which covers the low data areas in the MAP assessment with leading-edge digital tools and results-driven instruction. Journeys Common Core is a K-6 reading program with rigorous Common Core instructional design. The series provides effective strategies to build students' understanding of reading concepts while also providing intervention for struggling students. Teachers are also teaching reading in small leveled focus groups to offer students more individualized instruction in reading based on student need. Teachers are also using an online computer program called IXL. This computer based program offers students individualized lessons in language arts and math. The students work at their own individual pace and level as they work through the language arts and math curriculum. The program creates reports for the teacher that shows students' individual results as they work. The report indicates areas in which the students may need further instruction from the teacher. Students can also use the IXL program at home to provide more practice that may be needed. The teacher can assign specific lessons based on student need. Teachers are also implementing Striving Readers Comprehensive Literacy Grant resources such as Wordly Wise, Scholastic Readers, Vocabulary City, and Generation X throughout grades 3-6. We hope that by implementing this resource in all grade levels it will help boost vocabulary and spelling skills.

To encourage students to read and go beyond their Accelerated Reader goals, our school offers reading incentives that will build students' reading levels and boost comprehension. If students meet or surpass their yearly AR goals, one of their rewards is an AR Point Club t-shirt. We hope this incentive fosters a



love of reading and inspires students to become lifelong readers. Students have additional time to practice reading skills and earn their AR points during our Save the Children after school program Monday through Thursday.

To improve our math scores we are using the math series Go Math that is aligned with the Common Core Standards. This series came with a wide variety of digital resources as well as many math manipulative that the teachers use daily in their classrooms. The series provides communication resources that helps notify and explain to parents what the students are learning at school in math. It helps build a bridge between school and home learning. Teachers are also teaching math in small leveled focus groups to offer students more individualized instruction in math based on student need. Teachers are also using an online program called IXL. This computer based program offers students individualized lessons in language arts and math. The students work at their own individual pace and level as they work through the math curriculum. The program creates reports for the teacher to show students' individual results as they work. The report indicates areas in which the students may need further instruction from the teacher. Students can also use the IXL program at home to provide more practice that may be needed. The teacher can assign specific lessons based on student need. Students may also benefit from Family Engagement time during monthly Family Math and Reading Night and the DARE Program. Students have the opportunity to get additional help with math during our 21<sup>st</sup> Century after school program and the Crazy Eights Math Program now included in our Save the Children after school program.

WCIS focuses on students' attendance to ensure that students are receiving instructional services to the greatest extent possible. We promote monthly and weekly attendance challenges to encourage our students to come to school as much as possible. Our attendance clerk regularly sends home flyers that contain information and tips to encourage parents to make sure all students have the best attendance possible.

### **Review, Analyze, and Apply Data Results**

To help us improve on our reading and math scores, we analyze our MAP data and offer students homework/ tutoring time in the morning. These students then receive additional time for support and/or instruction for thirty to forty five minutes in the morning. We analyze mid-year MAP data again in December to measure progress made during the year. We will also continue our yearly flooding sessions this year in fourth grade. For the last thirty minutes of the day, students are divided into small groups to work on reading and math curriculum.

Our school also administers grade level common assessments. The data from these assessments allows teachers to monitor students' progress. The common assessment results allows teachers to monitor item analysis and student performance. Teachers use this data to drive classroom instruction.

All grade levels meet in Professional Learning Communities (PLC) weekly. In these meetings team leaders ask the teachers to review weekly assessments and work together to decide how to revise their instruction for specific areas of need. Team leaders help by suggesting some of the following additional strategies for revising instruction.

- differentiate math/reading groups during learning centers -incorporate more math during center activities
- offer more incentives for math/reading goals

- Item analysis with their students - Teachers and students look at specific questions and answers for frequently missed items on assessments
- Group students based on common strengths and weaknesses. Teachers can identify students who share common strengths and weaknesses and group them together for instruction. For some teams, using the first 30 minutes of the day or an instructional block as "reteach and review" time can be effective. This could also be done during tutoring sessions.
- Examine student work - Structure a team session so teachers can look at the results of a lesson. Teachers can share ideas about the reasons for success or lack of success of that lesson.

The next step in addressing areas of concern is to monitor the progress of the programs as we implement them. We will use the results from district assessments to determine areas where efforts can be better focused. Teachers will use various strategies, common assessments, and AIMS Web to monitor student progress. Students that have not shown progress through various tracking assessments will then be referred for morning/afternoon tutoring sessions. The students identified for tutoring will receive small group instruction in areas where they score below proficient. We will identify our areas of weakness and find resources that address those areas. Teachers will continue to meet in PLC meetings and share ideas and strategies that will promote continuous improvement. We will continue to monitor student progress and implement various teaching strategies to meet the needs of all different styles of learning.

We will continue to request assistance from district academic coaches for resources and support to strengthen instruction and useful resources. District coaches will observe and assist with small group instruction as well as offer ideas and resources that will increase student growth.

### **Current State: Academic State**

Data for the current academic state was retrieved from the Kentucky Department of Education website of supplemental data.

36.3% of third grade students scored distinguished on reading KPREP.

35.4% of third grade students scored proficient on reading KPREP.

21.2% third grade students scored apprentice on reading KPREP.

7.1% of third grade students scored novice on reading KPREP.

16.8% of third grade students scored distinguished on math KPREP.

51.3% of third grader students scored proficient on math KPREP.

29.2% third grade students scored apprentice on math KPREP.

2.7% of third grade students scored novice on math KPREP.

31.5% of fourth grade students scored distinguished on reading KPREP.

43.5% of fourth grade students scored proficient on reading KPREP.

20.4% fourth grade students scored apprentice on reading KPREP.

4.6% of fourth grade students scored novice on reading KPREP.

28.7% of fourth grade students scored distinguished on math KPREP.

42.6% of fourth grade students scored proficient on math KPREP.

25.9% fourth grade students scored apprentice on math KPREP.

2.8% of fourth grade students scored novice on math KPREP.

31.4% of fifth grade students scored distinguished on reading KPREP.

40% of fifth grade students scored proficient on reading KPREP.

20% of fifth grade students scored apprentice on reading KPREP.

8.6% of fifth grade students scored novice on reading KPREP.

27.6% of fifth grade students scored distinguished on math KPREP.

37.1% of fifth grade students scored proficient on math KPREP which is a 10% decrease.

32.4% fifth grade students scored apprentice on math KPREP.

2.9% of fifth grade students scored novice on math KPREP.

37% of sixth grade students scored distinguished on reading KPREP.

42.9% of sixth grade students scored proficient on reading KPREP.

17.6% of sixth grade students scored apprentice on reading KPREP.

2.5% of sixth grade students scored novice on reading KPREP.

27.7% of sixth grade students scored distinguished on math KPREP.

41.2% of sixth grade students scored proficient on math KPREP.

31% sixth grade students scored apprentice on math KPREP.

0% of sixth grade students scored novice on math KPREP.

69% of 3<sup>rd</sup> grade students scored proficient or distinguished in reading.

68.1% of 3<sup>rd</sup> grade students scored proficient or distinguished in math.

72.9% of 4<sup>th</sup> grade students scored proficient or distinguished in reading.

71.3% of 4<sup>th</sup> grade students scored proficient or distinguished in math.

70% of fifth grade students scored proficient or distinguished in reading.

64.8% of fifth grade students scored proficient or distinguished in math.

79.6% of sixth grade students scored proficient or distinguished in reading.

68.9% of sixth grade students scored proficient or distinguished in math.

Comparison of scores for students who are economically and non-economically disadvantaged and students with and without disabilities are:

**Proficient/Distinguished - Reading**

Economically Disadvantaged – 73%

Non- Economically Disadvantaged – 80%

**Proficient/Distinguished - Math**

Economically Disadvantaged – 64.9%

Non- Economically Disadvantaged – 80%

**Proficient/Distinguished - Reading**

Students with Disabilities – 82.9%

Students without Disabilities – 71.6%

**Proficient/Distinguished - Math**

Students with Disabilities – 75.2 %

Students without Disabilities – 65.9%

**Proficiency** is defined as reaching the desired level of knowledge and skills as measured on state-required academic assessments. It is designed to measure how students achieve on Kentucky's Academic Standards in reading and mathematics. Our school's combined reading and math proficiency score is well above the district and state score.

The **Separate Academic Indicator** is determined by reaching the desired level of knowledge and skills in science, social studies and writing in elementary and middle schools, and science and writing at high school. Our school's writing score is 2.9 points above the state average but 4.7 points below the district score.

**Growth** is based on a comparison of student performance from one year to the next in reading and mathematics. The school is assigned points (0-300) based upon a Growth Value Table. The more the student grows, the more points are awarded. Growth is determined at the elementary and middle school levels only. Our school's growth score is 2.4 points below the district growth score and 3.3 points below the state growth score.

Whitley Central Intermediate School's proficiency, separate academic indicator, and growth scores compared to the state average are as follows:

<b>Whitley Central Intermediate</b>	<b>District</b>	<b>State of Kentucky</b>
Combined Rding/Math - 91.2	Combined Rding/Math - 85.8	Combined Rding/Math - 70.4
Reading - 74.6	Reading - 68.5	Reading - 54.6
Math – 68.3	Math - 62.1	Math – 48.6
Writing – 49.5	Writing – 54.2	Writing – 46.6
Social Studies – 70.5	Social Studies - 69.2	Social Studies – 53
Science – 55.6	Science – 45.8	Science – 31.7
Growth – 54.4	Growth – 56.8	State – 57.7

## **Non-Academic Current State**

In addressing the non-academic data utilized to meet student needs we take into consideration these areas:

- The student population who qualify for free and reduced lunch receive the same quality education instruction and opportunities of those students who exceed the income guidelines. For the 2018-2019 school year 73% of the students at Whitley Central Intermediate School were listed as Economically Disadvantaged. Additional enrichment opportunities are offered through the Save the Children Program, Gifted and Talented services, 21<sup>st</sup> Century, and morning tutoring sessions. Often times, teachers, administration, and even parents refer students to participate in the after school and morning tutoring sessions. 13.1% qualified for gifted and talented services, 5.9% were listed as homeless, and 26% qualified for special education services.

- Attendance plays a vital role in student performance. The average daily attendance percentage at Whitley Central Intermediate School for 2018-2019 school year was 95.5%. Classroom teachers and administrators offer recognition and incentives for maintaining high attendance. Our teachers/paraprofessionals make personalized phone calls daily to each student who is absent. These contacts allow teachers to communicate with parents/guardians regarding assignments, lessons, projects, etc. Teachers gather and organize 'make-up' work for students and parents. These interactions often times bridge the instructional gap accompanied with absences. Additionally, the District's DPP and our school's Family Resource personnel make home visits to students with attendance concerns.

- Counseling services are offered daily to meet student needs. Teachers, administrators, and often parents refer a child to receive counseling services on site. Our school's counselors offer after school and summer programs to support identified/referred students. Within these programs they provide character education on topics such as: goal setting, consequences, decision making, anti-drug, anti-bullying, relationship building, and improving self-esteem. Our counselors have served an average of 97 students per year the past two years.

- The number of behavior referrals slightly increased from 127 behavior referrals in 2017-2018 to 132 behavioral referrals in 2018-2019.

## Current State: Priorities and Concerns

Based on 2018-2019 KPREP data, our school continued to maintain a low percentage of students scoring novice. Only 5.6% of our student population scored novice in reading and 2% in math. While our proficiency score dropped slightly from 95.3 to 91.3, our proficiency score was still rated very high.

For the 2019-2020 school year we will continue to monitor student progress and deploy strategies that will allow us to maintain our proficiency levels and decreased novice percentages in reading and math. We will allocate more intentional focus on growth, science and writing progress. We will be intentional about identifying students who did not make growth in reading and math and create a plan for those students to ensure that we do everything possible to help those students achieve growth.

Based on 2018-2019 KPREP data our overall growth score was 54.4 which was rated low. We were .6 points away from medium growth which is 55. Our growth goal for 2019-2020 is to achieve a growth score of 57.4 or higher.

In 2017-2018 KPREP 53% of fourth grade students scored proficient or distinguished in science. Based on 2018-2019 KPREP data 55.6% of the fourth grade students scored proficient/distinguished in science. Our goal for 2019-2020 will be to increase percentage of students scoring proficient or distinguished in science from 55.6% to 58.6% or higher.

Based on 2017-2018 KPREP data 57% of fifth grade students scored proficient or distinguished in writing. Based on 2018-2019 KPREP data 49.5% of students scored proficient or distinguished in writing. Our writing goal for 2019-2020 is to increase the percentage of students scoring proficient/distinguished in writing from 49.5% to 52.5% or higher.

Based on 2017-2018 KPREP data 67% of fifth grade students scored proficient or distinguished in social studies. Based on 2018-2019 KPREP data 70.5% of students scored proficient or distinguished in social studies. Our goal for 2019-2020 will be to increase percentage of students scoring proficient or distinguished in social studies from 70.5% to 73.5% or higher.



## **Understanding Continuous Improvement: Protocol**

### **Analyzing & Applying Data Results**

The purpose of the data analysis is to determine both strengths and areas of opportunity at each grade level. Once we have identified these areas for improvement in each grade level and subject we are then able to target those areas to improve our instructional techniques for that specific grade and subject.

The Whitley Central Intermediate School's needs assessment comprehensively reviews all relevant student academic performance data and includes an analysis of current student performance in content strands. The data gathering and data disaggregation process is conducted by PLC leaders, core content managers, and team members in conjunction with the SBDM Council, district support personnel, Whitley Central Primary School, and other stakeholders. We begin in weekly PLC meetings by examining the data reports of the whole school, then look at the reports that disaggregate the data by grade, by teacher, and by individual student. This will help us identify overall school trends and greater areas of need that relate to standards or objectives. Lead teachers are essential to this process because they know the subject areas and the teachers' responsibilities. We have created a data wall with MAP scores for each classroom displayed in color to make it easy to see areas of concern or trends. The data on this wall is used to continually spark conversations about students of concern and student growth. We also use this data to compare these areas with other grades. It also helps to prepare a comparison chart of school-level highs and lows by grade level. Once we have identified areas of need by standards, we specialize instruction to target those areas. During weekly PLC meetings minutes are taken. These minutes allow us to document our intentions and provide us with a starting point for each future meeting. I also meet periodically one on one with teachers to create a list of students in the lower range areas, specific struggles or challenges students may facing, and/or teacher concerns. Also during this one on one meeting, we discuss strategies that teachers feel are most beneficial and also discuss any barriers they feel may be hindering student progress or success. We will monitor this list of students to ensure they are making progress and not falling back. District curriculum support staff are scheduled to meet with teachers on regular basis to discuss strategies, scores, and needed resources throughout the school year.

The goals are determined by data for components of proficiency (reading and math) separate academic indicator (science, social studies, and writing), and growth (reading and math). The school report card, MAP, KPREP, formative and summative assessments, and IOWA Achievement test for Grades 2-6, the previous year's CSIP plan, attendance rate, free and reduced lunch status, parent involvement, and the KY Tell Survey are the primary sources of data. As the data becomes available, it is discussed, analyzed, and documented in faculty meetings, in weekly PLCs, and monthly by SBDM Council leadership. We look at the data from our school report card and individual student scores in the following areas: comparisons of percentage of all students, special education students, males and females, and state averages. We consider the performance levels for each of the subgroups in our school. Teachers compare their findings to how the same groups of students performed in other content areas. Our teams also analyze teacher, parent and student input, the previous school improvement plan, and various district program reports in order to identify objectives, strategies, and activities. "Celebrations" are noted and the instructional practices are listed that contribute to areas of success. Additionally, we compile an improvement list and include specific instructional strategies that we believe would help improve these areas. We ask the teachers to take this overall analysis further to include specific



instructional practices that could be put in place daily in their classrooms. The final step is discussing the information and the listing of "Major Take Aways" from the overall data analysis session.

### **Stakeholders**

#### **Whitley Central Intermediate Principal, Susan Brashear**

Whitley Central Intermediate 3rd Grade Lead Teacher, Jodie Gambrell

Whitley Central Intermediate 4th Grade Lead Teacher, Cindy Moses

Whitley Central Intermediate 5th Grade Lead Teacher, Crystal Lyttle

Whitley Central Intermediate 6th Grade Lead Teacher, Kim Lake

Whitley Central Intermediate School Teachers

Family Resource Center Director, Angie Baker

Family Resource Center Assistant, Debbie Crusenberry

Family Resource Advisory Council

Save the Children Site Coordinator, John Crisologo

Math Intervention Teacher, Elizabeth Kidd

Reading Intervention Teacher, Jennifer Meadors

WCIS Site Base Decision Making Council Members: Cindy Moses (teacher), Elizabeth Kidd (teacher), Bryan Stewart (teacher), Jenine Leskiw (parent), Melissa Lawson (parent)

WCIS PTO, President Kellie Clemens, Treasure Melissa Lawson

#### **Whitley Central Primary Principal, Brandon Anderson**

2nd Grade Lead Teacher, Michelle Shelly

1st Grade Lead Teacher, Lisa Sweet

Kindergarten Lead Teacher, Vicky Walden

Whitley Central Primary School Teachers

Family Resource Center Director, Angie Baker

Family Resource Center Assistant, Debbie Crusenberry

Family Resource Advisory Council

Save The Children Site Coordinator, Joy Begley

Math Intervention Teacher, Stacey Prakash

Reading Recovery Teachers, Yvonne Lowrie & Linda Watson

WC Primary PTO, President Carla Rose, Treasure Samantha Collett

WC Primary Site Base Decision Making Council Members: Chris Angel (teacher), Stephanie Jones (teacher), Jamie Davis (teacher), Cindy Moses (parent), Carla Rose (parent)

## **Current State – Strengths/Leverages**

KPREP proficiency data for the last two years show maintained high rates of proficient and distinguished in the areas of reading and math in all grade levels. The data also shows a continued decrease in the percentage of students scoring novice in reading and math over the past two years.

### **2017-2018 KPREP Proficiency Data**

81.4% of 3<sup>rd</sup> grade students scored proficient or distinguished in reading.

79.4% of 3<sup>rd</sup> grade students scored proficient or distinguished in math

71% of 4<sup>th</sup> grade students scored proficient or distinguished in reading.

79% of 4<sup>th</sup> grade students scored proficient or distinguished in math.

77% of 5<sup>th</sup> grade students scored proficient or distinguished in reading.

74% of 5<sup>th</sup> grade students scored proficient or distinguished in math.

82% of 6<sup>th</sup> grade students scored proficient or distinguished in reading.

77% of 6<sup>th</sup> grade students scored proficient or distinguished in math.

### **2018-2019 KPREP Proficiency Data**

71.7% of 3<sup>rd</sup> grade students scored proficient or distinguished in reading.

68.3% of 3<sup>rd</sup> grade students scored proficient or distinguished in math

75% of 4<sup>th</sup> grade students scored proficient or distinguished in reading.

71.3% of 4<sup>th</sup> grade students scored proficient or distinguished in math.

71.4% of 5<sup>th</sup> grade students scored proficient or distinguished in reading.

64.8% of 5<sup>th</sup> grade students scored proficient or distinguished in math.

79.8% of 6<sup>th</sup> grade students scored proficient or distinguished in reading.

68.9% of 6<sup>th</sup> grade students scored proficient or distinguished in math.

The percentage of students scoring novice in reading or math continued to decrease in the past two years.

**2017-2018 KPREP Novice Data**

Third Grade – 3.9% of students scored novice in reading and 3.9% in math.

Fourth Grade – 5.2% of students scored novice in reading and 2.6% in math.

Fifth Grade – 11% of students scored novice in reading and 4.2% in math.

Sixth Grade – 4% of students scored novice in reading and 2% in math.

**2018-2019 KPREP Novice Data**

Third Grade – 7.1% of students scored novice in reading and 2.7% in math.

Fourth Grade – 4.6% of students scored novice in reading and 2.8% in math.

Fifth Grade – 8.6% of students scored novice in reading and 2.9% in math.

Sixth Grade – 2.5% of students scored novice in reading and 0% in math.

## Current State – Trends

### Academic trends:

2015-2016 – 12% of students score novice in reading.

2015-2016 – 8.9% of students score novice in math.

2016-2017 – 11.9% of students scored novice in reading.

2016-2017 – 9.9% of students scored novice in math.

2017-2018 – 6% of students scored novice in reading.

2017-2018 – 3% of students scored novice in math.

2018-2019 – 5.6% of students score novice in reading.

2018-2019 – 2% of students scored novice in math.

Over the past three years we have seen a continuing decrease in the amount of students scoring novice in reading and math. Our goal is for the numbers of novice to continue to decrease.

2017-2018 – Total Growth Indicator - 17.8

2017-2018 – Reading Growth Score – 21.3

2017-2018 – Math Growth Score – 14.3

2018-2019 – Total Growth Indicator – 55.4

2018-2019– Reading Growth Score – 58

2018-2019 – Math Growth Score –50.8

Growth scores from the past two years have increase. Our goal is to increase our growth score next year from 55.4 to 58.4.

The non-academic trends that we recognized from the past two-three years are a consistent number of students seeing or being referred to see our counselors on a regular basis and the steady number of behavior events in the past three years.

2016-2017 – Students seeing or referred to counselor - approximately 100

2017-2018 – Students seeing or referred to counselor - approximately 104

2018-2019 – Students seeing or referred to counselor - approximately 97

2016-2017 – 151 behavioral referrals

2017-2018 – 127 behavioral referrals

2018-2019 – 133 behavioral referrals

The number of students needing counseling services has stayed relatively close in range the past three years. Our school's counselors offer after school and summer programs to support identified/referred students. Within these programs they provide character education on topics such as: goal setting, consequences, decision making, anti-drug, anti-bullying, relationship building, and improving self-esteem. When students work through their social and emotional issues with the help of their parents or guardians and the counselor, they are able to devote attention and energy to the intellectual tasks at school.

Key Elements of the Teaching and Learning Environment – Whitley Central Intermediate School

Key Elements	Evidence
<b>KCWP 1: Design and Deploy Standards</b> What evidence is there that your school continually assesses, reviews, and revises curricula to support students' attainment of the knowledge, skills, and dispositions outlined in the Kentucky Academic Standards?	Curriculum map, pacing guides, lesson plans, I can statements, learning targets, PLC meetings, grade level meetings, vertical/horizontal alignment, Literacy Design Collaborative (LDC), Math Design Collaborative (MDC), Striving Readers Comprehensive Literacy (SRCL), Houghton Mifflin Reading Series, MAP, STAR, KPREP, formative/summative assessment, SBDM minutes
<b>KCWP 2: Design and Deliver Instruction</b> What evidence is there that your instruction is highly effective, culturally responsive, evidence-based, and provided to all students in the classroom?	Formative/Summative Assessments, KPREP data, LDC coding tasks, lesson plans, Writing scrimmage, STAR, MAP, PLC meetings, lesson plans, individual learning plans, RTA, MIT, & Title I data, Individualized progress reports from Study Island, Exact Path, and IXL, ReadWorks, Worldly Wise 300 Vocabulary, Spelling/Vocabulary City, Edgenuity, SBDM minutes
<b>KCWP 3: Design and Deliver Assessment Literacy</b> What evidence is there that you have a balanced assessment system, including classroom assessment for student learning?	PLC meetings, PD training, grade level team meetings, curriculum teams, vertical/horizontal alignment, data review, CSIP/CDIP, SBDM meetings, individual learning plans, individualized progress reports from Study Island, Exact Path, IXL
<b>KCWP 4: Review, Analyze and Apply Data</b> What evidence is there that you have an established system for examining and interpreting all the data that is in schools (e.g., formative, summative, benchmark, and interim assessment data) in order to determine priorities for individual student success?	PLC minutes, STAR, MAP, IOWA, KPREP, formative/summative assessment data, Individualized progress reports from Study Island, Exact Path, IXL, Lesson plans, student learning plans, LDC, grade level common assessments, RTI, AIMSweb, district curriculum coaches
<b>KCWP 5: Design, Align and Deliver Support</b> What evidence is there that a system is in place to monitor student data regularly and to ensure a continuous improvement model that monitors what is working to support student learning?	RTI, AimsWeb, Progress monitoring, PBIS, formative/summative assessment, AR, MAP, STAR, KPREP, PLC meetings, SBDM meetings, CSIP/CDIP, MIT, Reading Recovery, STC, 21 <sup>st</sup> Century Cardinal Club, district curriculum coaches
<b>KCWP 6: Establishing Learning Culture and Environment</b> What evidence is there that your school creates, nurtures, and sustains a fair and caring learning community in which all students have optimal opportunities for academic success?	Character readings(Cardinal Code of Conduct), classroom management system, PBIS, open house, parent teacher conferences, 21st century community activities, Counselor Program(Bucket Fillers)



## 2021-22 Phase Two: School Assurances

2021-22 Phase Two: School Assurances

**Whitley Central Intermediate School**

**Susan Brashear**

2940 N Highway 25 W

Williamsburg, Kentucky, 40769

United States of America



---

**Table of Contents**

2021-22 Phase Two: School Assurances ..... 3

## 2021-22 Phase Two: School Assurances

### Introduction

Assurances are a required component of the improvement planning process (703 KAR 5:225). Please read each assurance carefully and indicate whether your school complies by selecting the appropriate response (Yes, No or N/A). If you wish to provide further information or clarify your response, space for comments is provided. Comments are optional. You may upload any supporting documentation as needed.

### Federal Programs

1. If the school receives Title II, Part A funds, the school provides professional development for staff that is in accordance with the purpose of Title II, Part A of ESSA (job-embedded, evidence-based, sustainable, data-driven and classroom-focused); addresses the needs of all students; and, strives to ensure all students are transition ready as intended by Section 2103 of ESSA, which governs the local use of Title II, Part A funding.

☐ Yes

☐ No

☒ N/A

**COMMENTS**

2. The school ensures that the use of federal funding, including expenditures for certified or classified positions (e.g. counselors, nurses, media specialists, etc.), is reasonable and necessary in compliance with 2 CFR 200.403 and 200.405.

☒ Yes

☐ No

☐ N/A

**COMMENTS**

### Title I Programs

3. The school ensures that all teachers and paraprofessionals working in a program supported with Title I, Part A funding meet applicable state requirements as required by Section 1111(g)(2)(J) of ESSA.

☒ Yes

- ☐ No
- ☐ N/A

**COMMENTS**

4. The school distributes to parents and family members of participating children, or all children in a schoolwide program, a written parent and family engagement policy, which is agreed on by such parents, that describes the means for carrying out the requirements of ESSA Section 1116 (c) through (f). The school makes the policy available to the local community and updates it periodically to meet the changing needs of parents and the school. For reference, Section 1116(b) of ESSA allows existing parent and family engagement policies the school may have in place to be amended to meet the requirements under Title I, Part A.

- ☒ Yes
- ☐ No
- ☐ N/A

**COMMENTS**

5. The school convenes an annual meeting, at a convenient time, to which all parents of participating children, or all children in a schoolwide program, are invited and encouraged to attend, to inform parents of their school's participation in Title I, Part A and to explain the requirements of Title I, Part A, and the right of the parents to be involved, as required under Section 1116(c)(1).

- ☒ Yes
- ☐ No
- ☐ N/A

**COMMENTS**

6. The school offers a flexible number of meetings to parents, such as meetings in the morning or evening, and may provide, with funds provided under this part, transportation, child care, or home visits, as such services relate to parental involvement (ESSA Section 1116(c)(2)).

- ☒ Yes
- ☐ No
- ☐ N/A

**COMMENTS**

7. The school involves parents, in an organized, ongoing, and timely way, in the planning, review, and improvement of programs under Title I, including the planning, review, and improvement of the school parent and family engagement policy and the joint development of the schoolwide program plan under section 1114(b), except that if a school has in place a process for involving parents in the joint planning and design of the school's programs, the school may use that process, if such process includes an adequate representation of parents of participating children (ESSA Section 1116 (c)(3)).

☒ Yes

☐ No

☐ N/A

**COMMENTS**

8. The school provides parents of participating children, or all children in a schoolwide program—

A. timely information about programs under Title I;

B. a description and explanation of the curriculum in use at the school, the forms of academic assessment used to measure student progress, and the achievement levels of the challenging state academic standards; and

C. if requested by parents, opportunities for regular meetings to formulate suggestions and to participate, as appropriate, in decisions relating to the education of their children, and respond to any such suggestions as soon as practicably possible (ESSA Section 1116 (c)(4)).

☒ Yes

☐ No

☐ N/A

**COMMENTS**

9. The school jointly develops with parents for all children served under this part a school-parent compact that outlines how parents, the entire school staff, and students will share the responsibility for improved student academic achievement and the means by which the school and parents will build and develop a partnership to help children achieve the state's high standards. The compact meets the requirements outlined in ESSA 1116(d)(1-2).

☒ Yes

☐ No

☐ N/A

**COMMENTS**

10. The school provides assistance to parents of children served by the school in understanding such topics as the challenging state academic standards, state and local academic assessments, the requirements of Title I, and how to monitor a child's progress and work with educators to improve the achievement of their children, as required by ESSA Section 1116(e)(1).

☒ Yes

☐ No

☐ N/A

**COMMENTS**

11. The school provides materials and training to help parents to work with their children to improve their children's achievement, such as literacy training and using technology (including education about the harms of copyright piracy), as appropriate, to foster parental involvement, as required in ESSA Section 1116(e)(2).

☒ Yes

☐ No

☐ N/A

**COMMENTS**

12. The school educates teachers, specialized instructional support personnel, principals, and other school leaders, and other staff, with the assistance of parents, in the value and utility of contributions of parents, and in how to reach out to, communicate with, and work with parents as equal partners, implement and coordinate parent programs, and build ties between parents and the school, as required in ESSA Section 1116(e)(3).

☒ Yes

☐ No

☐ N/A

**COMMENTS**

13. To the extent feasible and appropriate, the school coordinates and integrates parent involvement programs and activities with other federal, state, and local programs, including public preschool programs, and conducts other activities, such as parent resource centers, that encourage and support parents in more fully participating in the education of their children (ESSA Section 1116(e)(4)).

☒ Yes

☐ No

☐ N/A

**COMMENTS**

14. The school ensures that information related to school and parent programs, meetings, and other activities is sent to the parents of participating children, or all children in a schoolwide program, in a format and, to the extent practicable, in a language the parents can understand, as required in ESSA Section 1116(e)(5).

☒ Yes

☐ No

☐ N/A

**COMMENTS**

15. To the extent practicable, the school provides opportunities for the informed participation of parents and family members (including parents and family members who have limited English proficiency, parents and family members with disabilities, and parents and family members of migratory children), including providing information and school reports required under section 1111 in a format and, to the extent practicable, in a language parents understand (ESSA Section 1116(f)).

☒ Yes

☐ No

☐ N/A

**COMMENTS**

Title I Schoolwide Programs

16. If the school is implementing a schoolwide program, the school developed a comprehensive plan during a 1-year period or qualifies for an exception under Section 1114(b)(1) of the Every Student Succeeds Act (ESSA).

☒ Yes

☐ No

☐ N/A

**COMMENTS**

17. If the school is implementing a schoolwide program, the school developed a comprehensive plan with the involvement of parents and other members of the community to be served as well as individuals who will carry out such plan (e.g. teachers, administrators, classified staff, etc.) as required by Section 1114(b)(2) of ESSA.

☒ Yes

☐ No

☐ N/A

**COMMENTS**

18. If the school is implementing a schoolwide program, the school developed a comprehensive plan that will remain in effect for the duration of the school's participation under Title I, Part A of ESSA as required by Section 1114(b)(3) of ESSA.

☒ Yes

☐ No

☐ N/A

**COMMENTS**

19. If the school is implementing a schoolwide program, the school developed a comprehensive plan that is available to district leadership, parents, and the public and in an understandable and uniform format as required by Section 1114(b)(4) of ESSA.

☒ Yes

☐ No

☐ N/A

**COMMENTS**

20. If the school is implementing a schoolwide program, the school developed a comprehensive plan that, to the extent appropriate and applicable, coordinates with other federal, state, and local programs, including but not limited to the implementation of improvement activities in schools identified for comprehensive or targeted support and improvement, as required by Section 1114(b)(5) of ESSA.

☒ Yes

☐ No

☐ N/A

**COMMENTS**

21. If the school is implementing a schoolwide program, the school developed a comprehensive plan that is based on a comprehensive needs assessment, which included a review of academic achievement data, and includes, among other items, a description of the strategies the school will implement to address school needs as required by Section 1114(b)(6) of ESSA. The comprehensive needs assessment was developed with the participation of individuals who will carry out the schoolwide program plan, and the school documents how it conducted the needs assessment, the results it obtained, and the conclusions it drew from those results, as required by 34 CFR 200.26 (Code of Federal Regulations).

☒ Yes

☐ No

☐ N/A

**COMMENTS**

22. If the school is implementing a schoolwide program, the school developed, pursuant to Section 1114(b)(7), a comprehensive plan that includes a description of the strategies to be implemented to address school needs, including how such strategies: (1) provide opportunities for all children; (2) use methods and instructional strategies that strengthen the academic program in the school, increase learning time, and provide an enriched and accelerated curriculum; and, (3) address the needs of all children through, for example, the following activities: school-based mental health programs; a tiered model to prevent and address behavioral problems; professional development to improve instruction and use of data from academic assessments, and to recruit and retain effective teachers; and/or, strategies for assisting preschool children transition to



local elementary school programs.

☒ Yes

☐ No

☐ N/A

**COMMENTS**

23. The school regularly monitors the implementation and results achieved by the schoolwide program, using data from the state's annual assessments and other indicators of academic achievement. The school determines whether the schoolwide program has been effective in increasing the achievement of students in meeting the challenging state academic standards, particularly for those students who had been furthest from achieving the standards. The school revises the plan as necessary based on student needs and on the results of the regular monitoring, to ensure continuous improvement of students in the schoolwide program and to ensure that all students are provided opportunities to meet the challenging state academic standards, as required by Section 1114 (b)(3) of ESSA and 34 CFR 200.26.

☒ Yes

☐ No

☐ N/A

**COMMENTS**

### Title I Targeted Assistance School Programs

24. If the school is implementing a targeted assistance school program, participating students are identified in accordance with Section 1115(c) and on the basis of multiple, educationally related, objective criteria.

☐ Yes

☐ No

☒ N/A

**COMMENTS**

25. If the school is implementing a targeted assistance school program, the school serves participating students using resources under Title I, Part of ESSA to meet challenging state academic standards as required by Section 1115(b)(2)(A) of ESSA.

☐ Yes

☐ No

☒ N/A

**COMMENTS**

26. If the school is implementing a targeted assistance school program, the school serves, pursuant to Section 1115(b)(2)(B) of ESSA, participating students using methods and instructional strategies to strengthen the academic program of the school, which may include, for example, expanded learning time, summer programs, and/or a tiered model to prevent and address behavioral problems.

☐ Yes

☐ No

☒ N/A

**COMMENTS**

27. If the school is implementing a targeted assistance school program, the school serves participating students by coordinating with and supporting the regular educational program as required by Section 1115(b)(2)(C) of ESSA.

☐ Yes

☐ No

☒ N/A

**COMMENTS**

28. If the school is implementing a targeted assistance school program, the school serves participating students by providing professional development to, for example, teachers, administrators, classified staff, and/or other school personnel who work with participating students as required by Section 1115(b)(2)(D) of ESSA.

☐ Yes

☐ No

☒ N/A

**COMMENTS**

29. If the school is implementing a targeted assistance school program, the school serves, pursuant to Section 1115(b)(2)(E) of ESSA, participating students by implementing strategies to increase the involvement of parents of participating students in accordance with Section 1116 of ESSA.

☐ Yes

☐ No

☒ N/A

**COMMENTS**

30. If the school is implementing a targeted assistance school program, the school serves participating students, to the extent appropriate and applicable, by coordinating with other federal, state, and local programs, including but not limited to the implementation of improvement activities in schools identified for comprehensive or targeted support and improvement, as required by Section 1115(b)(2)(F) of ESSA.

☐ Yes

☐ No

☒ N/A

**COMMENTS**

31. If the school is implementing a targeted assistance school program, the school serves participating students by reviewing the progress of participating students on an ongoing basis and revising the targeted assistance program, if necessary, to provide additional assistance to meet challenging state academic standards as required by Section 1115(b)(2)(G) of ESSA.

☐ Yes

☐ No

☒ N/A

**COMMENTS**

#### Schools Identified for Targeted Support and Improvement

32. If identified for targeted support and improvement, including additional targeted support and improvement, pursuant to Section 1111(d)(2) of ESSA, the school developed and implemented a plan to improve student outcomes that, among other items, was

informed by all indicators, including student performance against long-term goals; included evidence-based interventions; and, approved by local leadership. For reference, "evidence-based" is defined in ESSA Section 8101(21).

☐ Yes

☐ No

☒ N/A

**COMMENTS**

33. If identified for additional targeted support and improvement pursuant to Section 1111(d)(2)(C), the school developed and implemented a plan to improve student outcomes that also identified resource inequities to be addressed through implementation of such plan.

☐ Yes

☐ No

☒ N/A

**COMMENTS**

## Attachment Summary

Attachment Name	Description	Associated Item(s)
-----------------	-------------	--------------------



## 2021-22 Phase Two: School Safety Report

2021-22 Phase Two: School Safety Report

**Whitley Central Intermediate School**

**Susan Brashear**

2940 N Highway 25 W  
Williamsburg, Kentucky, 40769  
United States of America

## Table of Contents

2021-22 Phase Two: School Safety Report	3
---	---

---

## 2021-22 Phase Two: School Safety Report

### School Safety Report

Pursuant to KRS 158.162, the local board of education shall require the school council or, if none exists, the principal in each school to adopt an emergency plan that must be utilized in case of fire, severe weather, earthquake, or a building lockdown and that: establishes evacuation routes; identifies the best available severe weather zones; develops earthquake protocols for students; and, develops and adheres to practices controlling access to the school building. The emergency plan shall be annually reviewed by the council, principal, and first responders and revised as needed.

In addition to the emergency plan requirements in KRS 158.162, KRS 158.164 requires the local board of education to direct the school council or, if none exists, the principal in each school to establish procedures to perform a building lockdown and to invite local law enforcement to assist in establishing lockdown procedures.

KRS 158.162 also requires the emergency plan be discussed with all school staff prior to the first instructional day of the school year and provided, along with a diagram of the facility, to appropriate first responders. Further, the principal in each school shall conduct, at a minimum, the following emergency response drills within the first 30 instructional days of the school year and again during the month of January: one severe weather drill, one earthquake drill, and one lockdown drill. In addition, required fire drills shall be conducted according to administrative regulations promulgated by the Department of Housing, Buildings and Construction.

#### Questions Related to the Adoption and Implementation of the Emergency Plan

1. Has the school council or, where applicable, principal adopted an emergency plan in accordance with local board policy and in compliance with the specifications in KRS 158.162(3)?

*If the answer is "no", please explain in the comment box. Please note that Senate Bill 1 (2019) and Senate Bill 8 (2020) amended KRS 158.162(3)(d) to require, for example, classroom doors remain closed and locked during instructional time (with limited exceptions) as well as classroom doors with windows be equipped with material to quickly cover the window during a building lockdown. Schools are encouraged to comply with these changes as soon as practicable but, if needed, have until July 1, 2022 to fully implement. Accordingly, failure to comply with KRS 158.162(3)(d), as amended, should not be reported herein until the 2022-2023 school year and beyond.*

Yes

2. Has the school provided local first responders with a copy of the school's emergency plan along with a diagram of the school as required by KRS 158.162(2)(b)?



*If the answer is "no", please explain in the comment box.*

Yes

3. Has the school posted primary and secondary evacuation routes in each room by any doorway used for evacuation as required by KRS 158.162(3)(a)?

*If the answer is "no", please explain in the comment box.*

Yes

4. Has the school posted the location of severe weather safe zones in each room as required by KRS 158.162(3)(b)?

*If the answer is "no", please explain in the comment box.*

Yes

5. Have practices for students to follow during an earthquake been developed as required by KRS 158.162(3)(c)?

*If the answer is "no", please explain in the comment box.*

Yes

6. Are practices in place to control access to the school building, including but not limited to controlling outside access to exterior doors during the school day; controlling the main entrance of the school with electronically locking doors, a camera, and an intercom system; controlling access to individual classrooms; requiring classroom doors to remain closed and locked during instructional time (with limited exceptions outlined in statute); requiring classroom doors with windows to be equipped with material to quickly cover the windows during a lockdown; requiring all visitors to report to the front office of the building, provide valid identification, and state the purpose of the visit; and providing a visitor's badge to be visibly displayed on a visitor's outer garment as required by KRS 158.162(3)(d)?

*If the answer is "no", please explain in the comment box.*

Yes

7. Was the school's emergency plan reviewed following the end of the prior school year by the school council, principal, and first responders and revised as needed as required by KRS 158.162(2)(c)?

*Please provide the most recent date of review/revision of the school's emergency plan in the comment box. If the answer is "no", please explain in the comment box.*

Yes. July 2021

8. Did the principal discuss the emergency plan with **all** school staff prior to the first instructional day of the current school year and appropriately document the time and date of such discussion as required by KRS 158.162(2)(d)?

*Please provide the date the school completed this discussion in the comment box. If the answer is "no", please explain in the comment box.*

yes. August 10, 2021

9. During the first 30 instructional days of the current school year, did the principal conduct at least one severe weather drill, one earthquake drill, and one lockdown drill as required by KRS 158.162(5)?

*If the answer is "no", please explain in the comment box.*

yes

10. During the month of January during the prior school year, did the principal conduct at least one severe weather drill, one earthquake drill, and one lockdown drill as required by KRS 158.162(5)?

*If the answer is "no", please explain in the comment box.*

No. Due to COVID-19 pandemic, our district was virtual in January. Our school did required drills upon returning to in person instruction in March.

11. Over the immediately preceding twelve months, did the principal conduct fire drills in accordance with administrative regulations promulgated by the Department of Housing, Buildings and Construction as required by KRS 158.162(5)?

*If the school did NOT meet the requirement, respond "no" and please explain further in the comment box.*

Yes

## Attachment Summary

Attachment Name	Description	Associated Item(s)
-----------------	-------------	--------------------



## 2021-22 Phase Three: Professional Development Plan for Schools

2021-22 Phase Three: Professional Development Plan for Schools

**Whitley Central Intermediate School**

**Susan Brashear**

2940 N Highway 25 W  
Williamsburg, Kentucky, 40769  
United States of America

---

## Table of Contents

2021-22 Phase Three: Professional Development Plan for Schools	3
--	---

---

## 2021-22 Phase Three: Professional Development Plan for Schools

The purpose of this diagnostic is to support the school in designing and implementing a professional development plan that aligns to the goals established in KRS 158.6451 and the local needs assessment. The basis of the professional development plan aligns to 704 KAR 3:035, which states the following:

### Annual Professional Development Plan:

Section 2. Each local school and district shall develop a process to design a professional development plan that meets the goals established in KRS 158.6451 and in the local needs assessment. A school professional development plan shall be incorporated into the school improvement plan and shall be made public prior to the implementation of the plan. The local district professional development plan shall be incorporated into the district improvement plan and posted to the local district Web site prior to the implementation of the plan.

Section 3. Each school and local district professional development plan shall contain the following elements:

1. A clear statement of the school or district mission
2. Evidence of representation of all persons affected by the professional development plan
3. A needs assessment analysis
4. Professional development objectives that are focused on the school or district mission, derived from the needs assessment, and specify changes in educator practice needed to improve student achievement; and
5. A process for evaluating impact on student learning and improving professional learning, using evaluation results

Research demonstrates a positive link between high-quality professional learning (HQPL), teaching practices and student outcomes. Effective professional learning not only has the potential to improve both classroom instruction and student outcomes, but also it can be effective in recruiting and retaining teachers. When designing and/or selecting HQPL at the local level, it is important to ensure alignment to the characteristics of High-Quality Professional Learning.

#### 1. What is the school's mission?

Our collective mission is to continually improve student performance. Whitley Central Intermediate School (WCIS) is committed to providing dynamic and comprehensive professional/personal development that ensures high standards for all staff and stakeholders who affect student learning. WCIS will collaborate with schools, departments, and other agencies to secure resources and personnel, to help develop capacity for change, and to ensure continuous improvement that will increase student achievement.

2. The needs assessment provides the framework for **all** schools to clearly identify their most critical areas for improvement that will be addressed in the planning process through the development of goals, objectives, strategies and activities.

Based on the most critical areas for improvement identified in the completed needs assessment per 703 KAR 5:225 (3), what are the school's **top two priorities** for professional development that support continuous improvement?

Based on analysis of student KPREP data, perceived educational needs of the district, growth plans, prior professional development offerings with follow-up, and survey results Kentucky Impact Survey Whitley Central Intermediate School will focus on the following critical areas of for improvement: Reading and math increased proficiency and reading and math novice reduction.

3. How do the identified **top two priorities** of professional development relate to school goals?

Our chosen two critical area priorities of professional development derive directly from our Consolidated School Improvement Plan. Two of our CSIP goals are to increase our proficiency percentage from 47.5% - 52.5% in reading and to increase proficiency percentage from 34.3% - 39.3% in math by 2022.

4a. For the first priority need, what are the specific objectives for the professional development aligned to the school goal(s)? Consider the long and short term changes that need to occur in order to meet the goal.

1. Monitor and provide support offered during professional development that promotes student growth for all students through new and existing educational resources such as Into Reading Series by Houghton Mifflin, Study Island, Go Math Series, IXL, Math Achievement Fund, Read to Achieve, Southeast South-Central Cooperative/New Teacher Center, etc. 2. Utilize teaching staff to increase coaching capacity while implementing effective strategies that will empower teacher to enhance reading and math instruction that promotes growth among all students in the areas of reading and math.

4b. What are the intended results? (student outcomes; educator beliefs, practices, etc.)

1. Be able to use our resources in the most effective way. 2. Utilize staff to increase coaching and teaching capacity. 3. Increase student growth in reading and math.



The desired student outcome from utilizing staff and resources will be that students' increase growth in reading and math and maintain at a high level.

4c. What will be the indicators of success? Consider the completed actions or markers that need to occur that would indicate the goals and objectives have been achieved.

We will base our final measures of success on our end of the year KPREP scores, along with weekly performance data. Our goal is that students' proficiency scores increase from the 2020-2021 KPREP data results to the 2021-2022 data results.

4d. Who is the targeted audience for the professional development?

The primary targeted audience of the professional development will be teachers/staff. The secondary targeted audience will be the 3rd-6th grade students.

4e. Who is impacted by this component of professional development? (students, teachers, principals, district leaders, etc.)

Stakeholders impacted by professional development include students, parents, teachers, principals, and district leaders.

4f. What resources are needed to support the professional development? (staff, funding, technology, materials, time, etc.)

Resources needed for professional development include time and funding. Allocated staff and materials will also be included through district and grant funding.

4g. What ongoing supports will be provided for professional development implementation? (coaching, professional learning communities, follow up, etc.)

Staff will receive ongoing support in the forms of online and on-site courses, meetings, and instruction that will develop or expand their knowledge and skills, along with allowing them the opportunities to share emerging ideas and address problems associated with the practice. The Read to Achieve Reading Grant and the Math Achievement Grant also allows for ongoing implementation, monitoring, and improvement through yearly training that allows for different teachers, other than the initial Math and Reading Achievement Grant teachers, to be trained on new reading and math strategies. Staff will also receive coaching to allow reflection and reviewing of results. The RTA (Read to Achieve) teacher has also completed Litcom training which gives her access to 300+ sessions on reading/writing strategies to be

used with elementary students. The RTA teacher will then share those trainings and information to coach other teaching staff on such strategies. The MAF (Math Achievement Fund) instructor attends the STEM Conference joining sessions that focus on training educators in the areas of engineering, math, and science utilizing dynamic and engaging instruction.

4h. How will the professional development be monitored for evidence of implementation? Consider data (student work samples, grade-level assessments, classroom observations, etc.) that will be gathered, persons responsible and frequency of data analysis.

The professional development will be monitored through documentation of observations, along with assignment analysis to determine if students are being required to use higher order thinking, the degree of scaffolding being used, and if assignments are linked to skills being assessed. Assigned individuals from the Read to Achieve Grant, the Math Achievement Grant, and the New Teacher Center collaborate with school administration and teachers to monitor and assess the implementation of progress of the training being received.

5a. For the second priority need, what are the specific objectives for the professional development aligned to the school goal(s)? Consider the long and short term changes that need to occur in order to meet the goal.

Seek out and implement professional development that will provide strategies that will promote growth in the Separate Academic Indicators (science, social studies, writing). Utilize science lab instructor, writing and reading intervention teachers, and district instructional coaches to work collaboratively alongside homeroom teachers to offer instruction that promote growth in the separator academic indicator areas.

5b. What are the intended results? (student outcomes; educator beliefs, practices, etc.)

Improve teaching practices with emphasis on increasing practices shown to be highly effective and improving student outcomes. Specific goals: Increase proficiency to the following Science 38.8% to 43.8% Social Studies 70.5% to 72.5% (old data) Writing 39.8% to 44.8%

5c. What will be the indicators of success? Consider the completed actions or markers that need to occur that would indicate the goals and objectives have been achieved.

Our indicators of success for increasing the percentage of students scoring proficient/distinguished in the separate academic indicator areas will be based on yearly K-PREP scores, along with student weekly performance data.

5d. Who is the targeted audience for the professional development?

Primary targeted audience of the professional development will be teachers/staff. The secondary targeted audience will be the students.

5e. Who is impacted by this component of professional development? (students, teachers, principals, district leaders, etc.)

Stakeholders impacted by professional development are teachers and students and include parents, principals and district leaders.

5f. What resources are needed to support the professional development? (staff, funding, technology, materials, time, etc.)

Resources needed for professional development include time and funding. Allocated staff and materials will also be included through district and grant funding.

5g. What ongoing supports will be provided for professional development implementation? (coaching, professional learning communities, follow up, etc.)

Staff will receive ongoing support in the forms of online and on-site courses, meetings, and instruction that will develop or expand their knowledge and skills, along with allowing them the opportunities to share emerging ideas and address problems associated with the practice. The Read to Achieve literacy grant, which encompasses both reading and writing, also allows for ongoing implementation, monitoring, and improvement through yearly training that allows for a different teacher, other than the initial RTA teacher, to be trained on new reading and writing strategies. Staff will also receive coaching to allow reflection and reviewing of results. Our school is also partnered with the Southeast/South-Central Cooperative and the New Teacher Center that provides sessions including School Leaders and Coaches: A Partnership for School Success. This partnership will offer training for multiple years to teachers (adding new teachers each year) that will focus on strategies to support teacher/coach collaboration and acceleration of practices, along with identifying site-specific action steps and leadership support for immediate and ongoing implementation, monitoring, and improvement.

5h. How will the professional development be monitored for evidence of implementation? Consider data (student work samples, grade-level assessments, classroom observations, etc.) that will be gathered, persons responsible and frequency of data analysis.

The professional development will be monitored through documentation of observations, along with assignment analysis to determine if students are being required to use higher order thinking, the degree of scaffolding being used, and if assignments are linked to skills being assessed. Assigned individuals from the Read to Achieve Grant and the New Teacher Center collaborate with school administration and teachers to monitor and assess the implementation and progress of the training being received.

6. Optional Extension: If your school has identified additional professional development priorities that you would like to include, you may upload an attachment with the answers to question 3 and a-h as seen in questions 4 and 5. If you do not wish to include an optional extension, please list N/A in the space provided below.

No extension added.

Generated on 01/14/2022

Whitley Central Intermediate School

## Attachment Summary

Attachment Name	Description	Associated Item(s)
-----------------	-------------	--------------------



## 2021-2022 Phase Three: Comprehensive School Improvement Plan

2021-2022 Phase Three: Comprehensive School Improvement Plan

**Whitley Central Intermediate School**

**Susan Brashear**

2940 N Highway 25 W  
Williamsburg, Kentucky, 40769  
United States of America

## Table of Contents

2021-22 Phase Three: Comprehensive School Improvement Plan	3
Attachment Summary	6

## 2021-22 Phase Three: Comprehensive School Improvement Plan

### Rationale

School improvement efforts are a collaborative process involving multiple stakeholders. During the improvement planning process, leaders focus on priority needs, funding, and closing achievement gaps between identified subgroups of students. When implemented with fidelity, the Comprehensive School Improvement Plan (CSIP) cultivates an environment that promotes student growth and achievement.

While the focus of continuous improvement is student performance, the work must be guided by the aspects of teaching and learning that affect performance. An effective improvement process should address the contributing factors creating the learning environment (inputs) and the performance data (outcomes).

For those schools operating a Title I Schoolwide Program, this plan meets the requirements of Section 1114 of the Every Student Succeeds Act as well as state requirements under 703 KAR 5:225. **No separate Schoolwide Program Plan is required.**

### Using the Comprehensive School Improvement Plan Template

The template is a complement to the Needs Assessment for Schools. Using your determined priorities, you will set both short- and long-term targets and outline the activities intended to produce the desired changes.

- a. Develop your Strategic Goals using the [Comprehensive School Improvement Plan Template](#).
- b. Upload your completed Comprehensive School Improvement Plan in the attachment area below.

Summarize the plan of action developed through your goal setting process.

Describe which objectives and strategies will be maintained and which will be added or modified to address current needs as outlined in your needs assessment diagnostic, especially those of any identified gap groups.

Please see attached.

### **ATTACHMENTS**

#### **Attachment Name**

---

 2021 Goal Builder

### Operational Definitions



**Goal:** Long-term three- to five-year targets based on the five (5) required school level goals. Elementary/middle schools must have goals for proficiency, separate academic indicator, achievement gap, growth, and transition readiness. High schools must have goals for proficiency, separate academic indicator, achievement gap, graduation rate, and transition readiness. Long-term targets should be informed by The Needs Assessment for Schools.

**Objective:** Short-term target to be attained by the end of the current academic year. There can be multiple objectives for each goal.

**Strategy:** An approach to systematically address the process, practice, or condition that the school will focus its efforts upon, as identified in the Needs Assessment for Schools, in order to reach its goals or objectives. There can be multiple strategies for each objective. The strategy can be based upon Kentucky's six (6) Key Core Work Processes listed below or another established improvement approach (i.e. *Six Sigma*, *Shipley*, *Baldrige*, etc.).

**Key Core Work Processes:** A series of processes identified by the Kentucky Department of Education that involve the majority of an organization's workforce and relate to its core competencies. These are the factors that determine an organization's success and help it prioritize areas for growth.

[KCWP 1: Design and Deploy Standards](#)

[KCWP 2: Design and Deliver Instruction](#)

[KCWP 3: Design and Deliver Assessment Literacy](#)

[KCWP 4: Review, Analyze and Apply Data](#)

[KCWP 5: Design, Align and Deliver Support](#)

[KCWP 6: Establishing Learning Culture and Environment](#)

**Activity:** Actionable steps used to deploy the chosen strategy. There can be multiple activities for each strategy.

**Measure of Success:** Criteria that shows the impact of the work. The **measures** may be quantitative or qualitative but are observable in some way.

**Progress Monitoring:** Process used to assess the implementation of the plan, the rate of improvement, and the effectiveness of the plan. Should include timelines and responsible individuals.


**Funding:** Local, state, or federal funds/grants used to support (or needed to support) the improvement initiative. If your school is a recipient of Title I, Part A funds, your CSIP serves as your annual plan and should indicate how Title I funds are utilized to carry out the planned activities.

## Requirements for Building an Improvement Plan

The required school goals include the following:

- For elementary/middle school, these include proficiency, separate academic indicator, achievement gap, and, growth.
- For high school, these include proficiency, separate academic indicator, achievement gap, graduation rate, and transition readiness.

## Attachment Summary

Attachment Name	Description	Associated Item(s)
 2021 Goal Builder		.

## Understanding Continuous Improvement: Goals, Objectives, Strategies and Activities

**Rationale:** The development of goals and objectives to be obtained through strategies and activities is an essential component of executing a continuous improvement plan. In short, the Needs Assessment completed during Phase II expresses the school or district's CURRENT STATE, while goals, objectives, strategies and activities should succinctly plot the school or district's course to their DESIRED STATE. Here are the operational definitions of each:

**Goal:** Long-term target based on Kentucky Board of Education Goals. Schools may supplement with individual or district goals.

**Objective:** Short-term target to be attained by the end of the current school year.

**Strategy:** Research-based approach based on the 6 Key Core Work Processes designed to systematically address the process, practice or condition that the school/district will focus its efforts upon in order to reach its goals/objectives.

**Activity:** The actionable steps used to deploy the chosen strategy.

**Key Core Work Processes:** A series of processes that involve the majority of an organization's workforce and relate to its core competencies. These are the factors that determine an organization's success and help it prioritize areas for growth.

### Guidelines for Building an Improvement Plan

- There are 5 required District Goals: Proficiency, Gap, Graduation rate, Growth, and Transition readiness.
- There are 4 required school-level goals:  
For elementary/middle school: Proficiency, Gap, Growth, and Transition readiness.  
For high school: Proficiency, Gap, Graduation rate, and Transition readiness.
- There can be multiple objectives for each goal.
- There can be multiple strategies for each objective.
- There can be multiple activities for each strategy.

1: Proficiency

State your Proficiency Goal

Goal 1: Increase reading and math K-Prep proficiency scores for elementary school students: Reading from 47.5 to 62.5 by 2024 and Math from 34.3 to 49.3 in 2024.																																													
<div>Which <b>Strategy</b> will the school/district use to address this goal? <i>(The Strategy can be based upon the six Key Core Work Processes listed below or another research-based approach. Provide justification and/or attach evidence for why the strategy was chosen.)</i></div> <div><ul style="list-style-type: none"><li><a href="#">KCWP 1: Design and Deploy Standards</a></li><li><a href="#">KCWP 2: Design and Deliver Instruction</a></li><li><a href="#">KCWP 3: Design and Deliver Assessment Literacy</a></li><li><a href="#">KCWP 4: Review, Analyze and Apply Data</a></li><li><a href="#">KCWP 5: Design, Align and Deliver Support</a></li><li><a href="#">KCWP 6: Establishing Learning Culture and Environment</a></li></ul></div>		<div>Which <b>Activities</b> will the school/district deploy based on the strategy or strategies chosen? <i>(The links to the Key Core Work Processes activity bank below may be a helpful resource. Provide a brief explanation or justification for the activity.)</i></div> <div><ul style="list-style-type: none"><li><a href="#">KCWP1: Design and Deploy Standards - Continuous Improvement Activities</a></li><li><a href="#">KCWP2: Design and Deliver Instruction - Continuous Improvement Activities</a></li><li><a href="#">KCWP3: Design and Deliver Assessment Literacy - Continuous Improvement Activities</a></li><li><a href="#">KCWP4: Review, Analyze and Apply Data - Continuous Improvement Activities</a></li><li><a href="#">KCWP5: Design, Align and Deliver Support - Continuous Improvement Activities</a></li><li><a href="#">KCWP6: Establishing Learning Culture and Environment - Continuous Improvement Activities</a></li></ul></div>		<div>Identify the timeline for the activity or activities, the person(s) responsible for ensuring the fidelity of the activity or activities, and necessary funding to execute the activity or activities.</div> <table><tr><th>Strategy/Activity</th><th>Timeline</th><th>Person Responsible</th><th>Funding Source</th></tr><tr><td>1A</td><td>8/2021-5-2022</td><td>Classroom Teachers</td><td>KyCL Grant</td></tr><tr><td>1B</td><td>9/2021-5/2022</td><td>Classroom Teachers</td><td>No Funding Required</td></tr><tr><td>1C</td><td>9/2021-5/2022</td><td>April Bowman/Tonya Frazier</td><td>21<sup>st</sup> Century/Save the Children</td></tr><tr><td>1D</td><td>10/2021-5/2022</td><td>Susan Brashear</td><td>No Funding Required</td></tr><tr><td>1E</td><td>9/2021-5/2022</td><td>Teachers</td><td>KyCL Grant</td></tr><tr><td>1F</td><td>8/2021-5-2022</td><td>Teachers/Principal</td><td>No Funding Required</td></tr><tr><td>1G</td><td>8/2021-5-2022</td><td>Teachers/Principal</td><td>No Funding Required</td></tr><tr><td>2A</td><td>9/2021-5/2022</td><td>SBDM Council</td><td>No Funding Required</td></tr><tr><td>2B</td><td>9/2021-5/2022</td><td>Classroom Teachers</td><td>No Funding Required</td></tr></table>		Strategy/Activity	Timeline	Person Responsible	Funding Source	1A	8/2021-5-2022	Classroom Teachers	KyCL Grant	1B	9/2021-5/2022	Classroom Teachers	No Funding Required	1C	9/2021-5/2022	April Bowman/Tonya Frazier	21 <sup>st</sup> Century/Save the Children	1D	10/2021-5/2022	Susan Brashear	No Funding Required	1E	9/2021-5/2022	Teachers	KyCL Grant	1F	8/2021-5-2022	Teachers/Principal	No Funding Required	1G	8/2021-5-2022	Teachers/Principal	No Funding Required	2A	9/2021-5/2022	SBDM Council	No Funding Required	2B	9/2021-5/2022	Classroom Teachers	No Funding Required
Strategy/Activity	Timeline	Person Responsible	Funding Source																																										
1A	8/2021-5-2022	Classroom Teachers	KyCL Grant																																										
1B	9/2021-5/2022	Classroom Teachers	No Funding Required																																										
1C	9/2021-5/2022	April Bowman/Tonya Frazier	21 <sup>st</sup> Century/Save the Children																																										
1D	10/2021-5/2022	Susan Brashear	No Funding Required																																										
1E	9/2021-5/2022	Teachers	KyCL Grant																																										
1F	8/2021-5-2022	Teachers/Principal	No Funding Required																																										
1G	8/2021-5-2022	Teachers/Principal	No Funding Required																																										
2A	9/2021-5/2022	SBDM Council	No Funding Required																																										
2B	9/2021-5/2022	Classroom Teachers	No Funding Required																																										
Objective	Strategy	Activities to deploy strategy	Measure of Success	Progress Monitoring Date & Notes	Funding																																								
Objective 1: Collaborate to increase the overall reading and math proficiency ratings for all students in Reading from 47.5% to 52.5% by 2022 and Math from 34.3 to 39.3 by 2022.	1. Design and Deploy Strategies	<b>A.</b> Students will use Study Island, Reflex Math, IXL, and Wordly Wise to work grade level content specific targeted areas based on MAP data.	MAP Reports	8/2021-5/2022	See chart above																																								
		<b>B.</b> Students receive instruction in smaller ability level setting on specific math and reading content for a specified amount of time each day. Teachers collaborate to design instruction to meet intervention needs of students in each group.	MAP, KPREP, and summative assessment data	9/2021-5/2022	See chart above																																								
		<b>C.</b> Morning/Afternoon tutoring-homework help – 21 <sup>st</sup> Century offers students have the opportunity to receive homework help 4 mornings a week for 30 min before school. Students receive one on one assistance for help with homework. Students are also offered support after school through our 21 <sup>st</sup> Century and Save the Children Reading programs. Students receive additional support and reinforcement in math and reading after school from 2:30-5:00 PM.	MAP, KPREP, and summative assessment data	9/2021-5/2022	See chart above																																								
		<b>D.</b> Special Class Flexible Schedule – Each grade level will use their second weekly round of special class time for additional ability level	MAP, KPREP, and summative assessment data	10/2021-5/2022	See chart above																																								

Goal 1: Increase reading and math K-Prep proficiency scores for elementary school students: Reading from 47.5 to 62.5 by 2024 and Math from 34.3 to 49.3 in 2024.					
		math/reading instruction. This will allow an additional hour of reading/math ability level practice each week.			
		<b>E.</b> Teachers will implement resources supplied by Striving Readers Literacy Grant (Wordly Wise Vocab, Scholastic Magazine, Time Magazine, Vocabulary City, leveled readers, library books, Literacy and Math Design Collaborative) to enhance reading and math instruction.	MAP Reports, formative and summative assessments, KPREP data	9-2021/5-2022	See chart above
		<b>F.</b> To increase proficiency scores, teachers will implement instructional and technology strategies for their classrooms through direct instruction and the utilization of Chromebook, Google Classroom, Spelling City, Choice Boards, Edpuzzle, Epic Online Library, Flipgrid, Go Math/Think Central, Google Classroom with IC Grade Transfer, Zoom, Screencastify, Jamboard, Prodigy, and Edgenuity Pathblazer.	STAR, MAP, IOWA, KPREP, and summative assessment data	9-2021/5-2022	See chart above
Objective 2:	2. Review, Analyze and Apply Data	<b>A.</b> Teachers and SBDM council will review student performance data to monitor progress. Teachers and principal hold weekly/bi-weekly grade level PLC meetings to plan and reflect on instruction and student performance. PLC minutes are documented to serve as reminders to follow up on needs of the teachers and students.	KPREP data and PLC minutes	9/2010-5/2022	See chart above
		<b>B.</b> Teachers create, review, and edit students' learning plans throughout the year in order to ensure student growth.	MAP, KPREP, and summative assessment data	9/2021-5/2022	See chart above

2: Separate Academic Indicator

Goal 2: Increase the percentage of students scoring proficient/distinguished in science from 38.8% in 2021 to 53.8%; in social studies from 70.5% % to 74.5%(this goal is based on 2019 KPREP scores); and in writing 39.8% to 54.8% by 2024.																							
Which <b>Strategy</b> will the district use to address this goal? ( <i>The Strategy can be based upon the six Key Core Work Processes listed below or another research-based approach. Provide justification and/or attach evidence for why the strategy was chosen.</i> ) <ul style="list-style-type: none"><li><a href="#">KCWP 1: Design and Deploy Standards</a></li><li><a href="#">KCWP 2: Design and Deliver Instruction</a></li><li><a href="#">KCWP 3: Design and Deliver Assessment Literacy</a></li><li><a href="#">KCWP 4: Review, Analyze and Apply Data</a></li><li><a href="#">KCWP 5: Design, Align and Deliver Support</a></li><li><a href="#">KCWP 6: Establishing Learning Culture and Environment</a></li></ul>	Which <b>Activities</b> will the district deploy based on the strategy or strategies chosen? ( <i>The links to the Key Core Work Processes activity bank below may be a helpful resource. Provide a brief explanation or justification for the activity.</i> ) <ul style="list-style-type: none"><li><a href="#">KCWP1: Design and Deploy Standards Classroom Activities</a></li><li><a href="#">KCWP2: Design and Deliver Instruction Classroom Activities</a></li><li><a href="#">KCWP3: Design and Deliver Assessment Literacy Classroom Activities</a></li><li><a href="#">KCWP4: Review, Analyze and Apply Data Classroom Activities</a></li><li><a href="#">KCWP5: Design, Align and Deliver Support Classroom Activities</a></li><li><a href="#">KCWP6: Establishing Learning Culture and Environment Classroom Activities</a></li></ul>	In the following chart, identify the timeline for the activity or activities, the person(s) responsible for ensuring the fidelity of the activity or activities, and necessary funding to execute the activity or activities. <table><tr><th>Strategy/Activity</th><th>Timeline</th><th>Person Responsible</th><th>Funding Source</th></tr><tr><td>1A,B &amp;C</td><td>9/2021-5/2022</td><td>Kellie Clemens, Principal, Ruth Osborne (district science coordinator)</td><td>Instructional &amp; PD Funds</td></tr><tr><td>1D</td><td>8/2021-5/2022</td><td>Principal</td><td>Instructional Funds</td></tr><tr><td>1E</td><td>9/2021-5/2022</td><td>Principal, Laurel Bowlin(district writing coordinator), Angela McCullah(Title I), Teachers</td><td>Instructional Funds</td></tr><tr><td>1F</td><td>9/2021-5/2022</td><td>Principal/Classroom Teachers</td><td>KyCL Grant</td></tr></table>		Strategy/Activity	Timeline	Person Responsible	Funding Source	1A,B &C	9/2021-5/2022	Kellie Clemens, Principal, Ruth Osborne (district science coordinator)	Instructional & PD Funds	1D	8/2021-5/2022	Principal	Instructional Funds	1E	9/2021-5/2022	Principal, Laurel Bowlin(district writing coordinator), Angela McCullah(Title I), Teachers	Instructional Funds	1F	9/2021-5/2022	Principal/Classroom Teachers	KyCL Grant
Strategy/Activity	Timeline	Person Responsible	Funding Source																				
1A,B &C	9/2021-5/2022	Kellie Clemens, Principal, Ruth Osborne (district science coordinator)	Instructional & PD Funds																				
1D	8/2021-5/2022	Principal	Instructional Funds																				
1E	9/2021-5/2022	Principal, Laurel Bowlin(district writing coordinator), Angela McCullah(Title I), Teachers	Instructional Funds																				
1F	9/2021-5/2022	Principal/Classroom Teachers	KyCL Grant																				

Objective	Strategy	Activities to Deploy Strategy	Measure of Success	Progress Monitoring Date & Notes	Funding
Objective 1 Increase the percentage of students scoring proficient/distinguished in science from 38.8% in 2021 to 43.8% by 2022. <b>Due to the lack of current data for social studies last year’s goal will be carried over to be used until we get current data.</b> Increase the percentage of students scoring proficient/distinguished in social studies from 70.5% in 2019 to 72.5 by 2022.. Increase the percentage of students scoring proficient/distinguished in	1. Design, Align and Deliver Support	<b>A.</b> Mystery Science resource purchased for 3 <sup>rd</sup> - 6 <sup>th</sup> grade to support and enhance student learning in science.	Formative/Summative Assessments and KPREP data	9/2021-5/2022	See chart above
		<b>B.</b> Science lab teacher will have intentional training and design intentional lessons to support science curriculum in grades 3-6. Lessons will enhance student learning in grades 3-6.	Monitoring of weekly science lessons and experiments and KPREP data	8/2021-5/2022	
		<b>C.</b> Science and social studies lessons taught with fidelity in grades 3-6. Teachers will implement social studies and science resources such as IXL and 180 Days of Science and Social Studies. Teachers will also implement ReadWorks resources and novels to teach comprehension in social studies and science.	Formative and summative assessments, monitoring of weekly science and social studies lessons and experiments and KPREP data	8/2021-5/2022	

Objective	Strategy	Activities to Deploy Strategy	Measure of Success	Progress Monitoring Date & Notes	Funding
writing from 39.8% in 2021 to 44.8 by 2022.		D. Teachers will implement Claim-Evidence-Reason (CER) investigation model to support and enhance student learning in science.	Monitoring of weekly science lessons and experiments and KPREP data	8/2021-5/2022	See chart above
		E. District Curriculum Writing Instructional Coach has been asked to come to the school throughout the year to work with fourth/fifth grade students and teachers to help increase writing scores. Title I Reading Teacher collaborates with classroom teacher to provide additional specialized writing lessons in 4 <sup>th</sup> and 5 <sup>th</sup> grade classrooms.	Writing scrimmage results, Writing KPREP data	9/2021-5/2022	See chart above
		F. Teachers will implement resources supplied by KyCL Grant (iReady Writing, 180 Days of Writing, Wordly Wise Vocab, Vocabulary City, Zane-Blouser Handwriting 2 <sup>nd</sup> /3 <sup>rd</sup> grade) to enhance writing proficiency.	Writing scrimmage results, Writing KPREP data	9/2021-5/2022	See chart above
		H. To increase proficiency scores, teachers will implement instructional and technology strategies for their classrooms through direct instruction and the utilization of Chromebook, Google Classroom, Spelling City, Choice Boards, Edpuzzle, Epic Online Library, Flipgrid, Go Math/Think Central, Google Classroom with IC Grade Transfer, Zoom, Screencastify, Jamboard, Prodigy, and Edgenuity Pathblazer.	STAR, MAP, IOWA, KPREP, and summative assessment data	9/2021-5/2022	See chart above



3: Gap

State your Gap Goal

Goal 3: Increase the reading and math proficiency scores for all students in the gap group (economically disadvantaged) Reading from 41.2% to 53.2% Math from 29.6% to 41.6% in 2024.

<p>Which <b>Strategy</b> will the school/district use to address this goal? (<i>The Strategy can be based upon the six Key Core Work Processes listed below or another research-based approach. Provide justification and/or attach evidence for why the strategy was chosen.</i>)</p> <ul style="list-style-type: none"><li><a href="#">KCWP 1: Design and Deploy Standards</a></li><li><a href="#">KCWP 2: Design and Deliver Instruction</a></li><li><a href="#">KCWP 3: Design and Deliver Assessment Literacy</a></li><li><a href="#">KCWP 4: Review, Analyze and Apply Data</a></li><li><a href="#">KCWP 5: Design, Align and Deliver Support</a></li><li><a href="#">KCWP 6: Establishing Learning Culture and Environment</a></li></ul>	<p>Which <b>Activities</b> will the school/district deploy based on the strategy or strategies chosen? (<i>The links to the Key Core Work Processes activity bank below may be a helpful resource. Provide a brief explanation or justification for the activity.</i>)</p> <ul style="list-style-type: none"><li><a href="#">KCWP1: Design and Deploy Standards - Continuous Improvement Activities</a></li><li><a href="#">KCWP2: Design and Deliver Instruction - Continuous Improvement Activities</a></li><li><a href="#">KCWP3: Design and Deliver Assessment Literacy - Continuous Improvement Activities</a></li><li><a href="#">KCWP4: Review, Analyze and Apply Data - Continuous Improvement Activities</a></li><li><a href="#">KCWP5: Design, Align and Deliver Support - Continuous Improvement Activities</a></li><li><a href="#">KCWP6: Establishing Learning Culture and Environment - Continuous Improvement Activities</a></li></ul>	Identify the timeline for the activity or activities, the person(s) responsible for ensuring the fidelity of the activity or activities, and necessary funding to execute the activity or activities.			
		<b>Strategy/Activity</b>	<b>Timeline</b>	<b>Person Responsible</b>	<b>Funding Source</b>
		1A	8/2021-5/2022	Classroom Teachers/Principal	Instructional/Striving Reader Grant
		1B	8/2021-5/2022	Classroom Teachers/Principal	No Funding Required
		1C	8/2021-5/2022	Classroom Teachers/Principal	No Funding Required
		1D	8/2021-5/2022	RTA, MIT, & Title I Teachers	No Funding Required
		1E	8/2021-5/2022	Classroom Teachers/Principal	Striving Readers' Grant
		1F	8/2021-5/2022	Classroom Teachers/Principal	No Funding Required
		1G	8/2021-5/2022	Classroom Teachers/Principal	No Funding Required
		2A	8/2021-5/2022	Classroom Teachers	No Funding Required
		2B	8/2021-5/2022	Classroom Teachers/SBDM	No Funding Required
		2C	8/2021-5/2022	FRC/Principal /J.Petrey/Teachers	McKinney-Veto Grant/FRC

Objective	Strategy	Activities to deploy strategy	Measure of Success	Progress Monitoring Date & Notes	Funding
Objective 1: Collaborate to increase the reading and math proficiency scores for all students in the economically disadvantaged gap group for: Reading from 41.2% to 45.2% Math from 29.6% to 33.6% by 2022 as measured by KPREP.	Design, Align, and Deliver Instruction	<b>A.</b> Students will receive differentiated math/reading instruction in small intervention/enrichment groups based on student needs. The Go Math and Houghton Mifflin Series intervention curriculum and activities will be used for Tier II and Tier III students. For enrichment, students will use Study Island, Reflex Math, IXL, Xtra math, Vocabulary City and other math/reading computer applications and programs.	MAP, KPREP, Benchmark data, summative assessment data	8/2021-5/2022	See chart above
		<b>B.</b> Each day 3 <sup>rd</sup> through 6 <sup>th</sup> grade students will complete daily oral language practice. Students will also benefit from reinforcement of vocabulary and math content through 21 <sup>st</sup> Century clubs Vast Vocab and Multiplication Club	MAP, KPREP, and summative assessment data	8/2021-5/2022	See chart above
		<b>C.</b> Teachers will use grade level PLC meeting time to create instruction based on MAP, formative, and summative data to target areas of weakness. Teachers will work in district wide curriculum teams to ensure instruction is aligned to common core standards. Teachers will also work during PLC time to analyze specific standards, discuss strategies used, and analyze student work and data pertaining to each of those standards.	PLC minutes, lesson plans, individual learning plans, assessment data	8/2021-5/2022	See chart above

Goal 3: Increase the reading and math proficiency scores for all students in the gap group (economically disadvantaged) Reading from 41.2% to 53.2% Math from 29.6% to 41.6% in 2024.					
		<b>D.</b> RTA, MIT, and Title I teachers will provide students with small group instruction in order to individualize instruction to enhance math and reading scores. Students attending the Save the Children Reading Program and 21 <sup>st</sup> Century Programs will participate during and after school programs to enhance reading and math skills. These reading and math initiatives help reduce achievement gaps.	RTA, MIT, & Title I schedules, STAR Reports, MAP & KPREP data	8/2021-5/2022	See chart above
		<b>E.</b> Collaborate, co-teach and support with reading and math instructional intervention strategies and resources (Wordly Wise Vocab, Vocabulary City, Scholastic Magazine, Time Magazine, leveled readers, library books, Literacy and Math Design Collaborative) to enhance student learning.	Formative assessment data, MAP data, KPREP data	8/2021-5/2022	See chart above
		<b>F.</b> To increase proficiency scores, teachers will implement instructional and technological strategies for their classrooms through direct instruction and the utilization of Chromebook, Google Classroom, Spelling City, Choice Boards, Edpuzzle, Epic Online Library, Flipgrid, Go Math/Think Central, Google Classroom with IC Grade Transfer, Zoom, Screencastify, Jamboard, Prodigy, and Edgenuity Pathblazer.	STAR, MAP, IOWA, KPREP, and summative assessment data	8/2021-5/2022	See chart above
	Review, Analyze, and Apply Data	<b>A.</b> After desegregating KPREP, MAP, and classroom data, teachers and students will use technology in various ways to promote student and teacher success. Teachers will use technology to assist with delivery of specific content or skill. Examples: Study Island, IXL, Xtra Math, Reflex Math, SpellingVocabulary City	Individualized progress reports from Study Island, IXL, and Reflex Math	8/2021-5/2022	See chart above
		<b>B.</b> Teachers and SBDM council will review student performance data to monitor progress. Teachers and principal hold weekly/bi-weekly grade level PLC meetings to plan and reflect on instruction and student performance. Teachers create learning plans for students in order to ensure student growth throughout the year. Plans are revisited to monitor progress.	SBDM minutes, PLC minutes, individual learning plans, assessment data	8/2021-5/2022	See chart above
		<b>C.</b> Working collaboratively teachers, counselors, and FRC will address barriers that homeless/foster children face in attending and succeeding in school and provide services needed to enable them to meet challenging academic expectations.	IC Reports	8/2021-5/2022	See chart above

4: Graduation rate

State your Graduation rate Goal

Goal 4: N/A					
<p>Which <b>Strategy</b> will the school/district use to address this goal? <i>(The Strategy can be based upon the six Key Core Work Processes listed below or another research-based approach. Provide justification and/or attach evidence for why the strategy was chosen.)</i></p> <ul style="list-style-type: none"><li><a href="#">KCWP 1: Design and Deploy Standards</a></li><li><a href="#">KCWP 2: Design and Deliver Instruction</a></li><li><a href="#">KCWP 3: Design and Deliver Assessment Literacy</a></li><li><a href="#">KCWP 4: Review, Analyze and Apply Data</a></li><li><a href="#">KCWP 5: Design, Align and Deliver Support</a></li><li><a href="#">KCWP 6: Establishing Learning Culture and Environment</a></li></ul>		<p>Which <b>Activities</b> will the school/district deploy based on the strategy or strategies chosen? <i>(The links to the Key Core Work Processes activity bank below may be a helpful resource. Provide a brief explanation or justification for the activity.</i></p> <ul style="list-style-type: none"><li><a href="#">KCWP1: Design and Deploy Standards - Continuous Improvement Activities</a></li><li><a href="#">KCWP2: Design and Deliver Instruction - Continuous Improvement Activities</a></li><li><a href="#">KCWP3: Design and Deliver Assessment Literacy - Continuous Improvement Activities</a></li><li><a href="#">KCWP4: Review, Analyze and Apply Data - Continuous Improvement Activities</a></li><li><a href="#">KCWP5: Design, Align and Deliver Support - Continuous Improvement Activities</a></li><li><a href="#">KCWP6: Establishing Learning Culture and Environment - Continuous Improvement Activities</a></li></ul>		<p>Identify the timeline for the activity or activities, the person(s) responsible for ensuring the fidelity of the activity or activities, and necessary funding to execute the activity or activities.</p>	
Objective	Strategy	Activities to deploy strategy	Measure of Success	Progress Monitoring Date & Notes	Funding
Objective 1:					
Objective 2:					

5: Growth

State your *Growth Goal*

Goal 5: Increase the percentage of students showing growth in reading and math by 5% by 2024.																																													
<div>Which <b>Strategy</b> will the school/district use to address this goal? <i>(The Strategy can be based upon the six Key Core Work Processes listed below or another research-based approach. Provide justification and/or attach evidence for why the strategy was chosen.)</i></div> <div><ul style="list-style-type: none"><li><a href="#">KCWP 1: Design and Deploy Standards</a></li><li><a href="#">KCWP 2: Design and Deliver Instruction</a></li><li><a href="#">KCWP 3: Design and Deliver Assessment Literacy</a></li><li><a href="#">KCWP 4: Review, Analyze and Apply Data</a></li><li><a href="#">KCWP 5: Design, Align and Deliver Support</a></li><li><a href="#">KCWP 6: Establishing Learning Culture and Environment</a></li></ul></div>		<div>Which <b>Activities</b> will the school/district deploy based on the strategy or strategies chosen? <i>(The links to the Key Core Work Processes activity bank below may be a helpful resource. Provide a brief explanation or justification for the activity.</i></div> <div><ul style="list-style-type: none"><li><a href="#">KCWP1: Design and Deploy Standards - Continuous Improvement Activities</a></li><li><a href="#">KCWP2: Design and Deliver Instruction - Continuous Improvement Activities</a></li><li><a href="#">KCWP3: Design and Deliver Assessment Literacy - Continuous Improvement Activities</a></li><li><a href="#">KCWP4: Review, Analyze and Apply Data - Continuous Improvement Activities</a></li><li><a href="#">KCWP5: Design, Align and Deliver Support - Continuous Improvement Activities</a></li><li><a href="#">KCWP6: Establishing Learning Culture and Environment - Continuous Improvement Activities</a></li></ul></div>		<div>Identify the timeline for the activity or activities, the person(s) responsible for ensuring the fidelity of the activity or activities, and necessary funding to execute the activity or activities.</div> <table><tr><th>Strategy/Activity</th><th>Timeline</th><th>Person Responsible</th><th>Funding Source</th></tr><tr><td>1A</td><td>8/2021-5-2022</td><td>Classroom Teachers/Principal</td><td>No Funding Required</td></tr><tr><td>1B</td><td>8/2021-5-2022</td><td>Classroom Teachers/Principal</td><td>No Funding Required</td></tr><tr><td>1C</td><td>8/2021-5-2022</td><td>Classroom Teachers</td><td>No Funding Required</td></tr><tr><td>1D</td><td>8/2021-5-2022</td><td>Classroom Teachers</td><td>KyCL Grant</td></tr><tr><td>2A</td><td>10/2021-5/2022</td><td>Classroom Teachers</td><td>No Funding Required</td></tr><tr><td>2B</td><td>9/2021-5/2022</td><td>April Bowman/Tonya Frazier</td><td>21<sup>st</sup> Century/ Save the Children</td></tr><tr><td>2C</td><td>10/2021-5/2022</td><td>Principal</td><td>No Funding Required</td></tr><tr><td>2D</td><td>9/2021-5/2022</td><td>Classroom Teachers/Principal</td><td>No Funding Required</td></tr><tr><td>2E</td><td>9/2021-5/2022</td><td>Classroom Teachers/Principal</td><td>No Funding Required</td></tr></table>		Strategy/Activity	Timeline	Person Responsible	Funding Source	1A	8/2021-5-2022	Classroom Teachers/Principal	No Funding Required	1B	8/2021-5-2022	Classroom Teachers/Principal	No Funding Required	1C	8/2021-5-2022	Classroom Teachers	No Funding Required	1D	8/2021-5-2022	Classroom Teachers	KyCL Grant	2A	10/2021-5/2022	Classroom Teachers	No Funding Required	2B	9/2021-5/2022	April Bowman/Tonya Frazier	21 <sup>st</sup> Century/ Save the Children	2C	10/2021-5/2022	Principal	No Funding Required	2D	9/2021-5/2022	Classroom Teachers/Principal	No Funding Required	2E	9/2021-5/2022	Classroom Teachers/Principal	No Funding Required
Strategy/Activity	Timeline	Person Responsible	Funding Source																																										
1A	8/2021-5-2022	Classroom Teachers/Principal	No Funding Required																																										
1B	8/2021-5-2022	Classroom Teachers/Principal	No Funding Required																																										
1C	8/2021-5-2022	Classroom Teachers	No Funding Required																																										
1D	8/2021-5-2022	Classroom Teachers	KyCL Grant																																										
2A	10/2021-5/2022	Classroom Teachers	No Funding Required																																										
2B	9/2021-5/2022	April Bowman/Tonya Frazier	21 <sup>st</sup> Century/ Save the Children																																										
2C	10/2021-5/2022	Principal	No Funding Required																																										
2D	9/2021-5/2022	Classroom Teachers/Principal	No Funding Required																																										
2E	9/2021-5/2022	Classroom Teachers/Principal	No Funding Required																																										
Objective	Strategy	Activities to deploy strategy	Measure of Success	Progress Monitoring Date & Notes	Funding																																								
Objective 1: Increase the percentage of students showing growth in reading and math by 5% by 2024	Design, Align and Deliver Support	<b>A.</b> Students will be actively engaged in an aligned and rigorous mathematics curriculum. Their progress will be monitored by both formative and summative assessments, as well as the MAP Mathematics Assessment. Teachers will also work during PLC time to analyze specific standards, discuss strategies used, and analyze student work and data pertaining to each of those standards. Teachers will use the progress monitoring data to differentiate instruction to meet students' needs.	MAP, formative & summative assessment data, PLC minutes	8/2021-5/2022	See chart above																																								
		<b>B.</b> Students will receive differentiated math/reading instruction in small intervention/enrichment groups based on student needs. The Go Math and Houghton Mifflin Series intervention curriculum and activities will be used for Tier II and Tier III students. For enrichment, students will use Study Island, Reflex Math, IXL, Xtra Math and other math/reading computer applications and programs.	Lesson plans, Benchmark data, individualized reports from Study Island, Reflex Math, IXL, and X-tra Math	8/2021-5/2022	See chart above																																								

Goal 5: Increase the percentage of students showing growth in reading and math by 5% by 2024.					
	Review, Analyze and Apply Data	<b>C.</b> Teachers will utilize MAP reports to identify student weaknesses in math/reading and will make instructional decisions accordingly. Teachers will identify students who do not meet benchmarks on the MAP reports to target students in need of intervention programs. We will utilize MAP reports to identify students' current skill levels in order to create individual learning plans and provide differentiated instruction. Teachers create, review, and edit students' learning plans throughout the year in order to ensure student growth.	MAP, benchmark data, student learning plans	8/2021-5/2022	See chart above
	Design and Deliver Instruction	<b>D.</b> Collaborate, co-teach and support with reading and math instructional intervention strategies and resources (Wordly Wise Vocab, Vocabulary City, Scholastic Magazine, Time Magazine, leveled readers, library books, Literacy and Math Design Collaborative) to enhance student learning.	Formative assessment data, MAP data, KPREP data	8/2021-5/2022	See chart above
Objective 2:	Design and Deploy Standards	<b>A.</b> Students receive instruction in smaller ability level setting on specific math and reading content for a specified amount of time each day (target groups). Teachers collaborate to design instruction to meet intervention needs of students in each group.	MAP, KPREP, and summative assessment data	10/2021 – 5/2022	See chart above
		<b>B.</b> Morning/Afternoon tutoring-homework help – Students have the opportunity to receive homework help 4 mornings a week for 30 min before school. Students receive one on one assistance for help with homework. Students are also offered support after school through our 21 <sup>st</sup> Century and Save the Children Reading programs. Students receive additional support and reinforcement in math and reading after school from 2:30-5:00.	MAP, KPREP, and summative assessment data	9/2021-5/2022	See chart above
		<b>C.</b> Special Class Flexible Schedule – Each grade level will use their second weekly round of special class time for additional ability level math/reading instruction. This will allow an additional hour of reading/math ability level practice each week.	MAP, KPREP, and summative assessment data	10/2021-5/2022	See chart above
		<b>E.</b> To increase proficiency scores, teachers will implement instructional and technological strategies for their classrooms through direct instruction and the utilization of 1:1 Chromebook, Google Classroom, Spelling City, Choice Boards, Edpuzzle, Epic Online Library, Flipgrid, Go Math/Think Central, Google Classroom with IC Grade Transfer, Zoom, Screencastify, Jamboard, Prodigy, and Edgenuity Pathblazer.	STAR, MAP, IOWA, and summative assessment data	9/2021-5/2022	See chart above

6: Transition readiness

State your *Transition readiness* **Goal**

Goal 6:																													
<p>Which <b>Strategy</b> will the school/district use to address this goal? <i>(The Strategy can be based upon the six Key Core Work Processes listed below or another research-based approach. Provide justification and/or attach evidence for why the strategy was chosen.)</i></p> <ul style="list-style-type: none"><li><a href="#">KCWP 1: Design and Deploy Standards</a></li><li><a href="#">KCWP 2: Design and Deliver Instruction</a></li><li><a href="#">KCWP 3: Design and Deliver Assessment Literacy</a></li><li><a href="#">KCWP 4: Review, Analyze and Apply Data</a></li><li><a href="#">KCWP 5: Design, Align and Deliver Support</a></li><li><a href="#">KCWP 6: Establishing Learning Culture and Environment</a></li></ul>		<p>Which <b>Activities</b> will the school/district deploy based on the strategy or strategies chosen? <i>(The links to the Key Core Work Processes activity bank below may be a helpful resource. Provide a brief explanation or justification for the activity.</i></p> <ul style="list-style-type: none"><li><a href="#">KCWP1: Design and Deploy Standards - Continuous Improvement Activities</a></li><li><a href="#">KCWP2: Design and Deliver Instruction - Continuous Improvement Activities</a></li><li><a href="#">KCWP3: Design and Deliver Assessment Literacy - Continuous Improvement Activities</a></li><li><a href="#">KCWP4: Review, Analyze and Apply Data - Continuous Improvement Activities</a></li><li><a href="#">KCWP5: Design, Align and Deliver Support - Continuous Improvement Activities</a></li><li><a href="#">KCWP6: Establishing Learning Culture and Environment - Continuous Improvement Activities</a></li></ul>		<p>Identify the timeline for the activity or activities, the person(s) responsible for ensuring the fidelity of the activity or activities, and necessary funding to execute the activity or activities.</p> <table><tr><td></td><td></td><td></td><td></td></tr><tr><td></td><td></td><td></td><td></td></tr><tr><td></td><td></td><td></td><td></td></tr><tr><td></td><td></td><td></td><td></td></tr><tr><td></td><td></td><td></td><td></td></tr><tr><td></td><td></td><td></td><td></td></tr></table>																									
Objective	Strategy	Activities to deploy strategy	Measure of Success	Progress Monitoring Date & Notes	Funding																								
Objective 2:																													

7: Other (optional)

State your *Other* **Goal** (optional)

Goal 7:

Which <b>Strategy</b> will the school/district use to address this goal? <i>(The Strategy can be based upon the six Key Core Work Processes listed below or another research-based approach. Provide justification and/or attach evidence for why the strategy was chosen.)</i> <ul style="list-style-type: none"><li><a href="#">KCWP 1: Design and Deploy Standards</a></li><li><a href="#">KCWP 2: Design and Deliver Instruction</a></li><li><a href="#">KCWP 3: Design and Deliver Assessment Literacy</a></li><li><a href="#">KCWP 4: Review, Analyze and Apply Data</a></li><li><a href="#">KCWP 5: Design, Align and Deliver Support</a></li><li><a href="#">KCWP 6: Establishing Learning Culture and Environment</a></li></ul>	Which <b>Activities</b> will the school/district deploy based on the strategy or strategies chosen? <i>(The links to the Key Core Work Processes activity bank below may be a helpful resource. Provide a brief explanation or justification for the activity.</i> <ul style="list-style-type: none"><li><a href="#">KCWP1: Design and Deploy Standards - Continuous Improvement Activities</a></li><li><a href="#">KCWP2: Design and Deliver Instruction - Continuous Improvement Activities</a></li><li><a href="#">KCWP3: Design and Deliver Assessment Literacy - Continuous Improvement Activities</a></li><li><a href="#">KCWP4: Review, Analyze and Apply Data - Continuous Improvement Activities</a></li><li><a href="#">KCWP5: Design, Align and Deliver Support - Continuous Improvement Activities</a></li><li><a href="#">KCWP6: Establishing Learning Culture and Environment - Continuous Improvement Activities</a></li></ul>	Identify the timeline for the activity or activities, the person(s) responsible for ensuring the fidelity of the activity or activities, and necessary funding to execute the activity or activities.
--	---	---

Objective	Strategy	Activities to deploy strategy	Measure of Success	Progress Monitoring Date & Notes	Funding
Objective 1:					
Objective 2:					



## 2021-22 Phase Three: Executive Summary for Schools

2021-22 Phase Three: Executive Summary for Schools

**Whitley Central Intermediate School**

**Susan Brashear**

2940 N Highway 25 W  
Williamsburg, Kentucky, 40769  
United States of America



01/14/2022

Whitley Central Intermediate School

---

## Table of Contents

2021-22 Phase Three: Executive Summary for Schools	3
Attachment Summary	5

## 2021-22 Phase Three: Executive Summary for Schools

### Description of the School

Describe the school's size, community/communities, location, and changes it has experienced in the last three years. Include demographic information about the students, staff, and community at large. What unique features and challenges are associated with the community/communities the school serves?

Please see attached.

### ATTACHMENTS

#### Attachment Name

---



Executive Summary - Description of School

### School's Purpose

Provide the school's purpose statement and ancillary content such as mission, vision, values, and/or beliefs. Describe how the school embodies its purpose through its program offerings and expectations for students.

Please see attached.

### ATTACHMENTS

#### Attachment Name

---



Executive Summary - School's Purpose

### Notable Achievements and Areas of Improvement

Describe the school's notable achievements and areas of improvement in the last three years. Additionally, describe areas for improvement that the school is striving to achieve in the next three years.

Please see attached.

### ATTACHMENTS

#### Attachment Name

---



Executive Summary - Notable Achievements and Areas of Improvement

Additional Information

01/14/2022

Whitley Central Intermediate School

---

**CSI/TSI Schools (including ATSI) Only:** Describe the procedures used to create the school's improvement plan and briefly state the specific efforts to address the causes of low student performance and resource inequities.

NA

#### Additional Information




Provide any additional information you would like to share with the public and community that were not prompted in the previous sections.

NA

01/14/2022

Whitley Central Intermediate School

# Attachment Summary

Attachment Name	Description	Associated Item(s)
 Executive Summary - Description of School		<ul style="list-style-type: none"> <li>.</li> </ul>
 Executive Summary - Notable Achievements and Areas of Improvement		<ul style="list-style-type: none"> <li>.</li> </ul>
 Executive Summary - School's Purpose		<ul style="list-style-type: none"> <li>.</li> </ul>

## Executive Summary for Schools

### Description of the School

**Describe the school's size, community/communities, location, and changes it has experienced in the last three years. Include demographic information about the students, staff, and community at large. What unique features and challenges are associated with the community/communities the school serves?**

Whitley Central Intermediate School is located main campus off 25W in Williamsburg near the Goldbug Community, which resides in Whitley County. Whitley Central Intermediate School was established in 2003. Williamsburg is located 15 miles from the Tennessee state line. The county has a population of approximately 36,264 people. It is 97% white, 0.9% black, 0.3% Native American, 0.4% Asian, and 1.4% Hispanic. The per capita income in the past 12 months is \$20,547 - well below the state average of \$39,005. Of the county's population, 22.6% is below the poverty level. This is much higher than the 11.8% state average. 77.2% of our student are economically disadvantaged. The Intermediate School services 445 students in grades 3-6. 23% of the students qualify for some type of special education service.

The students are served by 35 FTE educators, which includes a librarian, seven special education teachers, two FMD teachers, a physical education teacher, one RTA teacher, one MIT teacher, one Title I math teacher, one Title I reading teacher, and an arts and humanities teacher. The students are also served by one principal, a speech/language pathologist, a family resource director, a school nurse, one counselor, two office clerks, seven cooks, and four custodians. Whitley Central Intermediate School is governed by a Site Based Decisions Making Council.

The Accelerated Reader (AR), Read to Achieve, Math Intervention, and Save the Children, and 21<sup>st</sup> Century programs are integral parts of our curriculum. Our facility hosts the Save the Children and 21<sup>st</sup> Century programs, which provide after school enrichment in reading and math for students four days a week. Students are also provided tutoring services 4 days each week.

Whitley Central Intermediate is continually looking for ways to involve and be involved in community events and activities. When we are not in a pandemic, our students and staff actively participate yearly in events such as the Saint Jude's Math-A-Thon, Wounded Warrior Project, Veterans' Day Breakfast, and our Community Wide Thanksgiving Meal in which teachers, students, parents and community members come together to host a wonderful meal for our community. Our teachers and students often invite community members to classrooms to share information. Participants include business owners, first responders, and local health department share information about careers for career fair, emergency preparedness, and hygiene information. During the pandemic, local businesses have donated masks and other items that families are in need of, and also offered virtual field trips.

## **Executive Summary for Schools**

### **Notable Achievements and Areas of Improvement**

**Describe the school's notable achievements and areas of improvement in the last three years. Additionally, describe areas for improvement that the school is striving to achieve in the next three years.**

#### **Notable Achievements**

In previous years, Whitley Central Intermediate (WCIS) has made several notable achievements in multiple areas which includes earning the title of School of Distinction for two consecutive years and the new rating of 4 Star School. Based on 2018-2019 KPREP data, our school maintained high rates of proficient and distinguished and maintained low percentages of students scoring novice. Only 5.6% of our student population scored novice in reading and 2% in math. The number of students scoring novice in reading and math in the gap groups was also very low.

In past years our KPREP proficiency data reflected increasing rates of proficient and distinguished in the areas of reading and math in all grade levels, as a result of students learning in a non-traditional form for most of last year our proficient/distinguished scores, as expected, were much lower than what they normally are.

While our data this year is very different from what we are used to having, a strength/leverage is that our school's proficiency percentages in reading and math are higher than our district and state averages. Our novice percentages are also lower than the district and state averages. Our school's KPREP participation rate was 86.4 for the 2020-2021 school year.

Going forward we will concentrate our efforts on increasing the percentages of proficient and distinguished and decreasing the percentage of novice in all subject areas.

A notable achievement for WCP was our Brigance Kindergarten Readiness Screener. A combined total 51.4 of students were ready and ready with enrichments. Our combined total ready (51.4) was +3.1 higher than the district (48.3). Our 43 students ready is +2.4 higher than the state average. Our 48.6 students ready with interventions is -3.1 lower than the district (51.7).

For the 2018-2019 school year, Whitley Central Intermediate's proficiency score was 91.3, the highest in the Whitley County School District. Whitley Central Intermediate and our feeder school Whitley Central Primary worked together diligently this past school year to ensure that our students were provided a rigorous educational opportunity. Because of this collaboration our schools were recognized as 4 Star Schools by the South East South Central Cooperative. Below are some areas of notable achievement for WCIS for the 2018-2019 school year.

**2018-2019 KPREP Proficiency Data**

71.7% of 3<sup>rd</sup> grade students scored proficient or distinguished in reading.

68.3% of 3<sup>rd</sup> grade students scored proficient or distinguished in math

75% of 4<sup>th</sup> grade students scored proficient or distinguished in reading.

71.3% of 4<sup>th</sup> grade students scored proficient or distinguished in math.

71.4% of 5<sup>th</sup> grade students scored proficient or distinguished in reading.

64.8% of 5<sup>th</sup> grade students scored proficient or distinguished in math.

79.8% of 6<sup>th</sup> grade students scored proficient or distinguished in reading.

68.9% of 6<sup>th</sup> grade students scored proficient or distinguished in math.

**2020-2021 KPREP Proficiency Data**

57% of 3<sup>rd</sup> grade students scored proficient or distinguished in reading.

27.1% of 3<sup>rd</sup> grade students scored proficient or distinguished in math

48% of 4<sup>th</sup> grade students scored proficient or distinguished in reading.

52.1% of 4<sup>th</sup> grade students scored proficient or distinguished in math.

38.8% of 4<sup>th</sup> grade students scored proficient or distinguished in science.

41.4% of 5<sup>th</sup> grade students scored proficient or distinguished in reading.

28.8% of 5<sup>th</sup> grade students scored proficient or distinguished in math.

45.2% of 5<sup>th</sup> grade students scored proficient or distinguished in on-demand writing.

43.3% of 6<sup>th</sup> grade students scored proficient or distinguished in reading.

29.9% of 6<sup>th</sup> grade students scored proficient or distinguished in math.

**2018-2019 KPREP Novice Data**

Third Grade – 7.1% of students scored novice in reading and 2.7% in math.

Fourth Grade – 4.6% of students scored novice in reading and 2.8% in math.

Fifth Grade – 8.6% of students scored novice in reading and 2.9% in math.

Sixth Grade – 2.5% of students scored novice in reading and 0% in math.

### **2020-2021 KPREP Novice Data**

Third Grade – 17.8% of students scored novice in reading and 27.1% in math.

Fourth Grade – 29.6% of students scored novice in reading, 17.3% in math, and 13.3% in science.

Fifth Grade – 34.6% of students scored novice in reading, 30.8% in math, and 14.4% in on-demand writing.

Sixth Grade – 43.3% of students scored novice in reading and 22.7% in math.

### **Various areas of concerns & improvement plans: Whitley Central Intermediate School**

During the 2020-2021 school year we monitored student progress and deployed strategies that would allow us to increase our proficiency levels and decrease novice percentages in reading and math. We allocated intentional focus on growth, science and writing progress. We were intentional about identifying students who did not make growth in reading and math and created plans for those students to ensure that we did everything possible to help those students achieve growth. We will keep strive to increase proficiency levels and promote an increase in our students' academic growth.

As we embarked upon the new school year, we are presented with the challenge of closing an even larger achievement gap caused by many months of non-traditional and virtual instruction. While we have tried to offer instruction that is equitable to in seat instruction, we realize that for many students this may not be the case. Despite our varying methods of instruction, we have striven to create and deliver instruction in a way that will continually promote increasing proficiency levels and decreasing the number of students who may score novice and apprentice.

Teachers will attend trainings to help develop strategies to use in the classrooms to improve in these areas. Teachers are participating in Literacy Design Collaborative (LDC) and Math Design Collaborative (MDC). These groups are made up of a national community of educators providing a teacher-designed and research-proven framework, online tools, and resources for creating literacy-rich assignments and courses across content areas. District level content coaches have also been working with teachers to make adjustments in the curriculum to target areas of need. 5th grade students will be participating in On-Demand scrimmages. Teachers will provide feedback from scrimmage results and use the data to drive instruction during writing lessons.

To increase growth and continue to reduce the percentage of students scoring novice in reading and math, we will continue to analyze our MAP data and target students for small group tutoring sessions. These students then receive small group instruction. We analyze mid-year MAP data again in December to measure progress made during tutoring sessions. We will continue the following reading instructional initiatives: RTI, Family Reading Night, STAR



Reading, 21<sup>st</sup> Century Cardinal Club reading/math instruction, Save the Children, literacy centers, AR point clubs, and Accelerated Reader (AR). Furthermore, our school will align the curriculum to ensure that it is taught with fidelity using the following activities: Houghton Mifflin Harcourt Reading series, Go Math series, differentiated reading instruction, professional learning communities, and SRA reading program for special education instruction.

Our school recognizes various areas of improvement according to our data. To improve in the area of reading our teachers will work with the reading intervention teacher, the Title I reading teacher, incorporate IXL language, Study Island reading, 180 Days of Writing, Epic and Myon. These resources allow our teachers to differentiate instruction so it will be designed to meet students' individual reading needs.

To encourage students to read and go beyond their AR goals, our staff will offer a reading incentives. If students surpass their yearly AR goal, then we reward them with AR Point Club incentives. Each grade level can qualify for various club incentives. We hope this incentive fosters a love of reading and inspires the students to become life-long learners. Our librarian has teamed up with our Family Resource Coordinator to offer students incentives to read. Students are recognized and given a brag bag for reaching their reading goals. Our school is also incorporating common assessments. The data from the assessments allows teachers to monitor students' progress. The common assessments allow teachers to monitor an Item Analysis on the Student Performance page. Teachers will use this data to drive their classroom instruction

Our school has implemented the Response-To-Intervention (RTI) program school wide. It is a method of academic intervention used to provide early, systematic assistance to children who are having difficulty learning. Students' progress is monitored through AIMSweb. AIMSweb is a web-based assessment, data management, and reporting system that provides the framework for Response to Intervention (RTI) and multi-tiered instruction. It is designed specifically to universally screen and progress monitor, AIMSweb uses brief, valid, and reliable General Outcome Measures of reading and math performance for Grades K-8 that can be used with any curriculum. Our special education department also uses this system to monitor its students' progress.

To increase growth and continue to reduce the percentage of students scoring novice in math, MIT team meets regularly and shares strategies from their training with their grade level peers. Based on experienced teacher observations, we have concluded there is a gap in skills needed between 2nd and 3rd grades. Therefore, teachers in both 2nd and 3rd grades have increased instructional time spent on math, and the 2nd graders who demonstrate math deficiencies according to the MAP assessments have been assigned Study Island lessons to target areas of need. The math interventionist for our school has also built in more time for collaborative math lessons and team-teaching in third grade.

Teachers will also continue to use supplemental resources such as Myon, Epic, Study Island, Xtra math, IXL, Wordly Wise Vocabulary Instruction, Vocabulary City, Simple Solutions Science & Social Studies, and IReady Writing to supplement students' practice of skills in reading, math, writing, science, and social studies. Students whose MAP scores indicate a weakness in reading or math will be referred for tutoring to give them additional opportunities to practice skills and activities designed to address their individual areas of need.

#### **Various areas of concerns & improvement plans: Whitley Central Primary**

The IOWA Achievement Test was not given the last two school years because of the Covid-19 pandemic. Therefore, we are unable to assess our goals for IOWA math and reading. Our daily assessments and common assessments indicate that the achievement gap is larger than what it was previously. However, our goal is to continue to strive for our previously set goals. Trends for the data are listed below with updated non-academic data.

On the Brigance K-Screen, students ready has decreased from 2018 (55.5) to 2020 (43). The combined total ready/ready with enrichments has decreased -6.8 from 2018 (58.2) to 2020 (51.4). Our school will continue to increase readiness by informing parents of the readiness standards by sending information periodically throughout the school year. Teachers will continue to focus on readiness skills in the classroom (alphabet, counting, sorting, personal information, body parts, math skills, conflict resolution, gross motor). We'll continue to partner with Save the Children to provide kindergarten readiness summer kits to all students.

## **Executive Summary for Schools**

**Provide the school's purpose statement and ancillary content such as mission, vision, values, and/or beliefs. Describe how the school embodies its purpose through its program offerings and expectations for students.**

### **School's Purpose**

The Whitley Central Intermediate School staff believes that every student can learn. It is our responsibility to enhance student learning. Through the partnership of parents, communities, and educators, our goal is that students will acquire the essential skills and knowledge necessary for them to function as productive citizens. It is our vision that all students have access and opportunity to participate in a variety of programs which provide high quality instruction in the arts and humanities and practical living and career studies.

We are proud of the opportunities afforded to ALL students at Whitley Central Intermediate School. After-school activities include tutoring, reading enrichment through Save the Children and 21<sup>st</sup> Century programs. WCIS is a Title I school using funds to offer Math and Reading Intervention through small group pull outs. Community resources including the University of the Cumberlands, local banks, and other community businesses are used to enhance the curriculum through presentations, collaborative efforts, and field trips. Additional programs include Read to Achieve Intervention teacher, Math Intervention teacher, Save the Children, and Family Reading/Math Nights. Our Save the Children program has been recognized as one of the top in the nation receiving the Gold Star Award. Classes are conducted so that gender bias is eliminated.

The school uses standards and guidelines as well as rules, goals, and expectations that ensure equality for all students. WCIS is fortunate to receive Read to Achieve (RTA) Grant funding and Math Intervention funding (MIT). The funding for these programs provides our school with a full-time RTA teacher and MIT teacher who service third grade students in a small group setting who are at risk of falling below grade level but do not receive special education services. Students who require more challenge to further excel are offered monthly Gifted and Talented Services.

WCIS uses a variety of services and modes to deliver instruction in every classroom. Each student has the opportunity to utilize a chromebook during in seat classes. Every teacher has a Google Classroom and the school as a whole has access to educational and supplemental programs like Accelerated Reader, Epic, Edgenuity, IXL, Extra Math, just to name a few. The school has four highly qualified educators to facilitate RTI services to targeted groups based on assessment data. Additionally, the school's Save the Children program provides supplemental support to struggling readers during school and in after-school and summer settings. Our 21st Century Grant offers academic enrichment opportunities that complement the students'

regular academic programs during non-school hours. Both STC and 21st Century programs assist students in meeting state standards in core academic subjects, i.e., reading and mathematics, all the while offering support to families.

The school has incorporated Chromebooks 1:1 in daily instruction as tools during whole group and small group instruction and to access educational programs available to our students. Furthermore, all teachers including homeroom, special education, physical education, science lab, fine arts, as well as, the media specialist and interventionists, can utilize the chromebooks as an additional resource to enhance instruction and learning.