

YOU  
BELONG  
AT MEAD



# Naslund's Notes



## Review & Preview

Much of this is review, but we've all had a lot going on and it's literally hard to see across the street at this point, so here's more clarity on the daily protocols:

- Students show up to their [assigned door](#) (they will open at 7:50am) wearing a [mask](#) (unfortunately gaiters have not been approved).
- [Health Survey done?](#)
  - YES! We will get you checked-in and on your way to your 1st period class where you will get a hard copy of your schedule and your Chromebook.
  - NO? No worries. You'll be directed to the 2nd Screener Station. It will slow you down but on to class!
- Walk the halls safely distanced: "[Join the Fight; Stay to the Right](#)"
- Remote learner? Log into your 1st period teacher's Zoom link at the same time you'd walk into class. [HERE's](#) the bell schedule.
- Lunch? We have 3 of them. For distancing purposes. It's based on your 4th period teacher [HERE](#). We will give you directions to sit where you want then it becomes assigned for future contact tracing sake. Schedule [HERE](#).
- Don't come to school or Zoom on your alternate day. You will be completing a "manageable task" at home. It's still a school day just not live learning--asynchronous. [HERE's](#) the A & B schedule to put on your fridge.

Through all of this, we seek to safely provide opportunity to be known, loved, and developed at Mead. Where you have a voice. And belong. These routines may appear confusing on paper (and even in person) but they will quickly form into habit. Watch our awesome Panther ASB president Alijah practice it over at the other school [HERE](#).

One thing to keep in mind is that with the many modality choices we have given our families, we have worked hard to staff them appropriately. Our master schedule is very complex and student-driven, so it also requires us to utilize our teachers who must teach remotely to even teach some classes to face-to-face students. These students also have another qualified adult in their class, so they will actually receive additional supports! Win-win.

For Panthers in Group A, we'll see you on September 16 and Group B on September 17! Two 1st Days of school! After an "Air Quality" delay. WOW!

[We got this, Mead, Together.](#)

Jeff

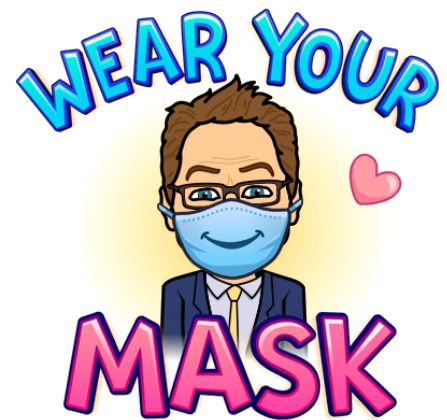
Jeff Naslund, Proud Panther Principal

Amidst all of this, we remember & continue the urgency that "[Hate does not belong here!](#)"

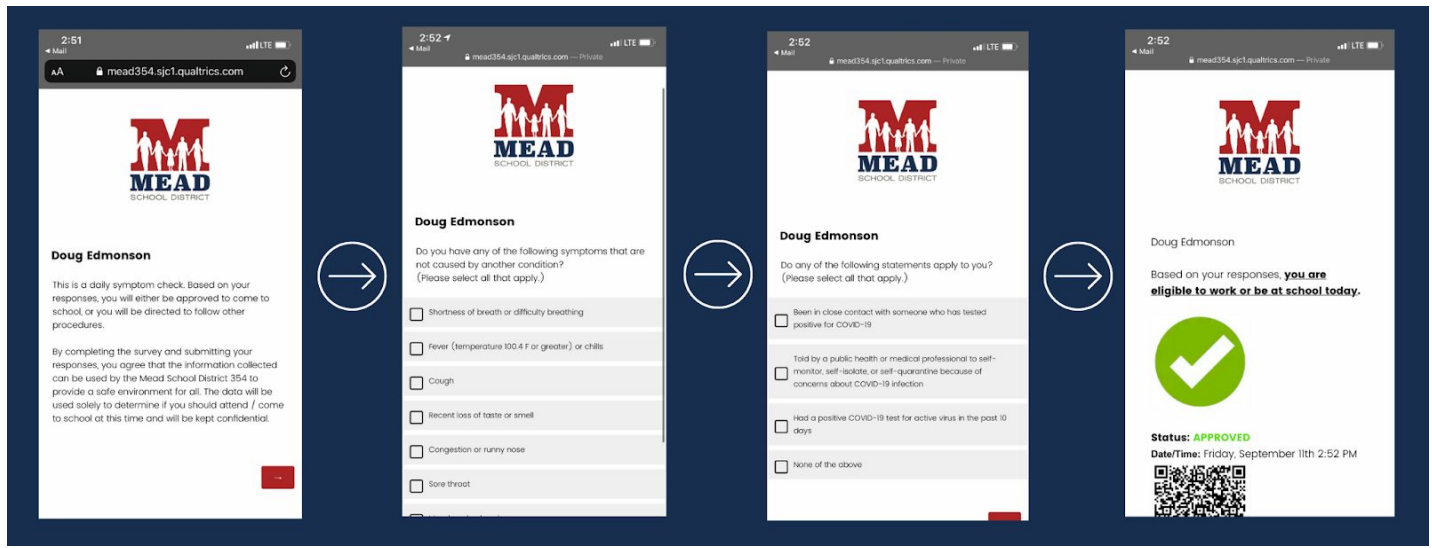
**STOP the SPREAD of COVID-19**

- WASH YOUR HANDS**  
Wash for at least 20 seconds  
Use hot water and plenty of soap  
Scrub between your fingers
- WEAR A MASK**  
Face coverings prevent the spray of fluids  
Masks should cover your nose and mouth  
Make sure your mask is snug but not too tight
- AVOID CONTACT**  
Don't touch your eyes, nose, or mouth  
Avoid touching others (no hugs, elbow taps are OK)
- SOCIAL DISTANCE**  
Stay 6ft apart from other people at all times  
Avoid large crowds
- FEELING SICK?**  
Stay home, avoid contact and rest  
DO NOT come to school if you feel sick or think you may become sick.

WE GOT THIS. Together



# Daily Attestation Survey



Every evening before the school day, parents need to "attest" to their child's health by completing the Daily Symptom Check survey through an online service that was sent via email yesterday (Sunday, September 13, 2020). It will then continue to get sent Monday through Thursday for the rest of the week. Staff also attest to their own health. No email address? Use the QR code on the bottom of this page or the link [HERE](#).

Parents are required to submit the Daily Symptom Check survey for the next school day by midnight, then double check for health changes in their child each morning. Students who do not have a health survey submitted will undergo health screening upon arrival. If a student or staff member is diagnosed with COVID-19, their family should notify the school immediately.

The survey will take less than one minute to complete for **each child each day**. The attestation questionnaire closes at 12:00am. This questionnaire will all be translated in five different languages, English, Arabic, Russian, Marshallese and Spanish.

Hard copies will be prepared for Zero Hour courses (which start on 9/21) and this will be the students' pass into class [\[HERE\]](#). Students may also show the proper attestation document that is emailed to them on a phone or Chromebook upon arrival.

## QR Code / Link

For families or others without an email address in our system, they can use the QR code (or Quick Response Code) listed on this page to get to the survey. The QR survey has a few extra questions to make sure we have the correct information for your entry.

To open the survey, push the camera button on your phone or tablet and center the QR code within the yellow square on the screen. A message will appear on your phone/tablet to "Open "qualtrics.com" in Safari (iPhone) or your default browser. Click on the message to open the survey.



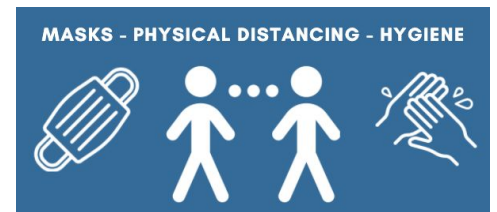
# Freshman Orientation = A Success!

On Friday, September 11, our LINK leaders hosted Mead's first ever virtual Frosh orientation! It was so fun beginning to get to know our Freshmen before kicking off our first day(s) of school. We hope that you had a great time meeting some of your peers and LINK leaders! We had a few early glitches but that didn't stop us from making connections and learning.

From the opening video ([HERE](#)) and the [map of the school entrances](#) to the "[What Every Ninth Grader Should Know](#)" document, we hope these will help as you prepare for your first day! If you have time, please watch the closing video with your Panther ([HERE](#)). If you missed our virtual Orientation, we missed you and would love to connect you with a leader! Please stop by the office and chat with Mr. Picicci, Mr. Phillips, or Mrs. Melka and they'll get you connected!

## Learning Options and Some FAQs

District details can be found on our [District Website](#); however, we also have a [Mead High School Learning Options FAQ](#) [HERE](#). One thing to definitely note is if we are closed at any point, we would transition to Continuous Learning 2.0 which is a different schedule to accommodate for ALL students to learn in a virtual environment. [HERE's](#) more on that schedule.



Sometimes it's okay to be a follower:

- [Mead Facebook](#)
- [Mead Twitter](#)
- [Lunch Menus](#)

### What's happening in Panther territory?

September 16.....A Group (A through K) First Day of School  
September 17.....B Group (L through Z) First Day of School  
September 30.....A Group Picture Day\*  
October 1.....B Group Picture Day\*

\*This was changed due to the Air Quality cancellation of school to start the year. Picture day for students accessing school remotely is still TBD.

**THERE'S ALWAYS MORE ONLINE @**  
**Mead354.org**

# 2021 SENIOR YEARBOOK INFO

## THE BASICS

As of 2017 the MHS yearbook staff no longer accept photos on CD, USB or in print. The process for turning in your child's senior photo will now be done electronically.

We have set up a secure online account with our publisher, Herff Jones in which parents and/or professional photographers can upload a senior photo. In order to ensure this transition is streamlined **we will NOT accept photos via email either.** Seniors must be formally enrolled at Mead HS.

## DEADLINE

**Senior photos are DUE:  
Friday, October 9th**

## SUBMISSION INFO

To submit your child's photo online please go to: **HJeshare.com**

and enter our school code:  
**meadsenior2021**

Once you have successfully entered our school portal you should see, 'Mead High School' at the top of the web browser. To upload your image, you must first enter the first and last name of the user uploading the photo NOT the seniors name. Please include the user's email and contact phone number should the yearbook staff need to contact the person in possession of the senior photo. Once the user has entered their information please click on the green button, 'select images for upload.' Browse your computer for the image and select, 'choose.' Once you have attached your photo please enter the students grade, first and last name and a description of the photo. (Descriptions may include the student's hair color, clothing, etc).

## ACCEPTABLE PHOTOS

1. Photos must be a vertical orientation from the waist up. Horizontal portraits will not be accepted; full-body shots will be cropped to the correct size.
3. Headshots are to be approximately 1.25 inches from the bottom of the chin to the top of the head.
4. Basic front view; traditional poses only.
5. Props are acceptable if they do not detract from the senior. Nothing objectionable/illegal will be accepted. As example, any kind of weapons. Please call if clarification is needed.

## MORE INFO ON BACKSIDE

## PHOTO REQUIREMENTS

Images **MUST** meet the following requirements or they **MAY NOT BE APPROVED** by the yearbook staff. The yearbook adviser reserves the right to refuse a photo based on appropriateness or quality of the photo. You will be notified if this situation arises.

## PHOTO SIZE

4 inches wide x 6 inches high (vertical)  
300 dpi (resolution)

## ALL IMAGES MUST BE SAVED AS A .JPEG or .JPG

\*\* Please save your image as LastName, FirstName  
ex: Smith,John.jpg

## ACCEPTABLE



## NOT ACCEPTABLE



**NO horizontal photos  
NO full body poses**

## NOT ACCEPTABLE PHOTOS:

1. Photos from cellphone or smart tablets.
2. **No Selfies, glamour shots, or social media photos.**
3. Soft focus/out of focus.
4. Hats of any kind for either girls or boys.
5. For boys, no see through tank tops, visible underwear, or tees with messages.
6. For girls, the cleavage and skirt/dresses should be modest.
7. Photos with hard shadows across the face. The entire face must be clear. Photos that are too bright (overexposed) or too dark (underexposed) may not be accepted.
8. No sunglasses or objects that obscure the students face. Both eyes should be visible and facing forward.

The senior section is one of the most important sections of the yearbook, and we want every senior's photo included. It is crucial that the quality of your student's image meets the printing standards set by our publishing company. **In order to meet the October 9th deadline, students will need to have their photos taken over the summer or in the early fall.** Many photographers offer incentives for purchasing photos early.

If you are unable to secure a professional photographer the yearbook adviser would be happy to set up a time with your student to have their photo taken. **We offer both outdoor or indoor photo options free of charge for seniors in need.** Please contact the yearbook adviser for more information and/or questions. Photos that do not adhere to these standards may be excluded from the yearbook. The student's school photo will be substituted if the requirements are not met or if we do not receive a photo by the deadline.

**FAILURE TO MEET OUR DEADLINE** will result in the yearbook staff using your child's school ID photo unless your child's ID photo is deemed inappropriate (many seniors like to wear silly clothing, make funny faces, etc in their ID photos). In order to meet our publishers deadline parents should be aware that Dorian's may not have senior ID images ready for distribution by our deadline. The staff will do their best to ensure that your child is in the book but we can make **NO PROMISES** if you fail to upload a photo for us to use. Please **DO NOT ASSUME** the Dorian ID photo will be used in lieu of a personal photograph.

### **DON'T FORGET TO BUY A YEARBOOK!**

Yearbooks are on sale from September 14 – January 29. Cost is \$55. Payment can be made through the Business Office or online using a credit card. Please keep a record of payment. Books purchased at the end of the year are \$65.

### **SENIOR TRIBUTE DEADLINE**

**Senior Tributes are ONLY accepted from January 4-8, 2021.** Special information will be on the MHS website and in building the first part of December.

#### **Yearbook Adviser Contact Information**

Ms. Makena Busch

phone: 509.465.7130

email: [mhsyearbook@mead354.org](mailto:mhsyearbook@mead354.org)

Please note that Ms. Busch is available before and after school hours. Phone calls made during school hours will likely go to voicemail while Ms. Busch is teaching. All voicemails and/or emails will be returned within 48 hours. Thank you for your patience and understanding!