



# Phonological Awareness

PA. 024

Phoneme Manipulating

Word Change

## Objective

The student will manipulate phonemes in words.

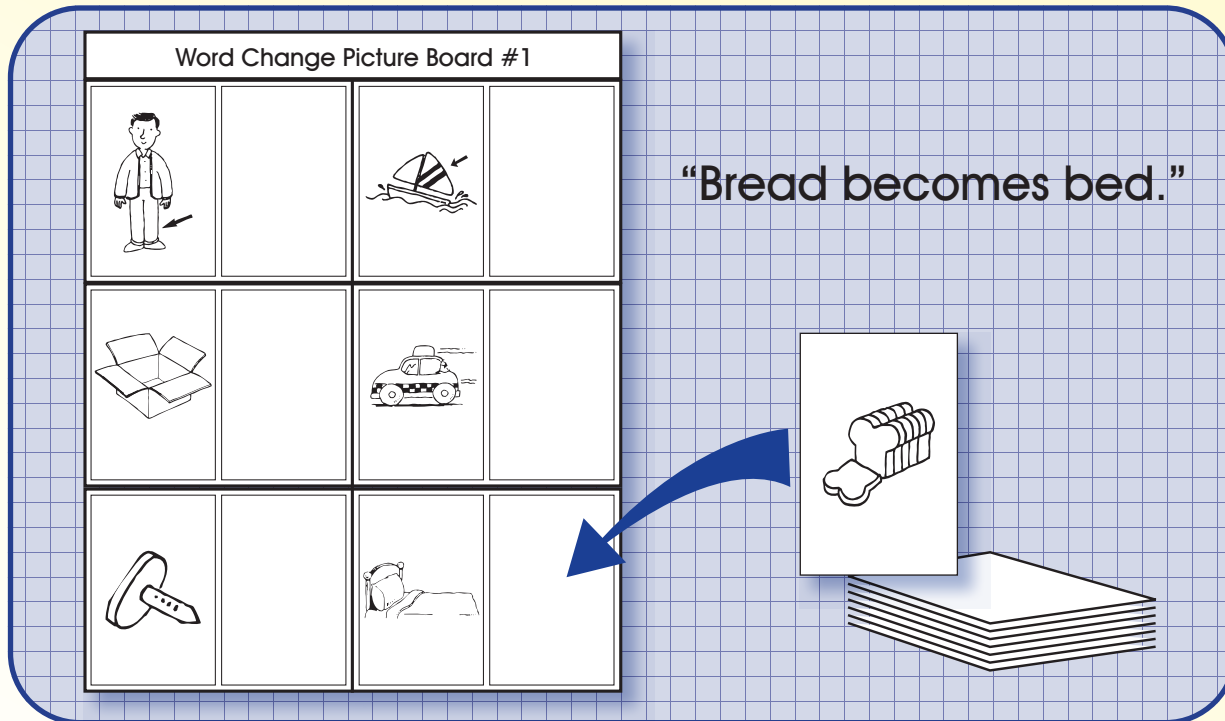
## Materials

- ▶ Picture boards
- ▶ Picture cards

## Activity

Students delete second phoneme of a blend to form a new word and match the corresponding pictures.

1. Place picture cards face down in a stack at the center. Provide each student with a different picture board.
2. Taking turns, students select the top picture card from the top of the stack.
3. Say the name of the picture, delete the second phoneme in the blend of the word and say the new word (e.g., “bread becomes bed”).
4. Look for the picture (e.g., bed) on picture board. If there, place the picture card beside it. If picture is not on picture board, return card to the bottom of the stack.
5. Continue until all the pictures on the boards are matched with a picture card.
6. Peer evaluation



Word Change Picture Board #1

“Bread becomes bed.”

## Extensions and Adaptations

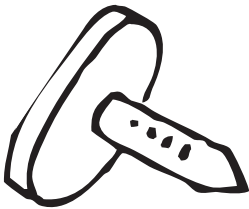


- ▶ Say the phoneme that is deleted. For example, “bread becomes bed. The deleted sound is /r/.”
- ▶ Segment the entire word (e.g., “crab is /k/ /r/ /a/ /b/”).

# Phonological Awareness

Word Change

PA. 024

## Word Change Picture Board #1



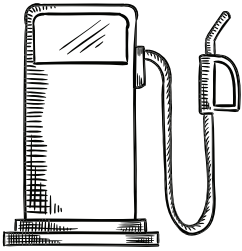
pants, sail, box, cab, tack, bed

# Phonological Awareness

PA. 024

Word Change

## Word Change Picture Board #2




gas, sing, tea, fog, cap, six



# Phonological Awareness

Word Change

PA. 024



plants, snail, blocks, crab, track, bread, grass, swing, tree, frog, clap, sticks