

Social Circle City Schools

Property Tax Increase

FY19 Hearings

June 19, 2018

June 25, 2018

July 12, 2018



Property Tax Increase

- ◆ Budget FY19

- Revenue
- Expenses

- ◆ Millage

- ◆ Proposed Millage Rate

- ◆ Reasons for Increase

- ◆ School Exemptions

- ◆ What this means to Homeowners

- ◆ Elost



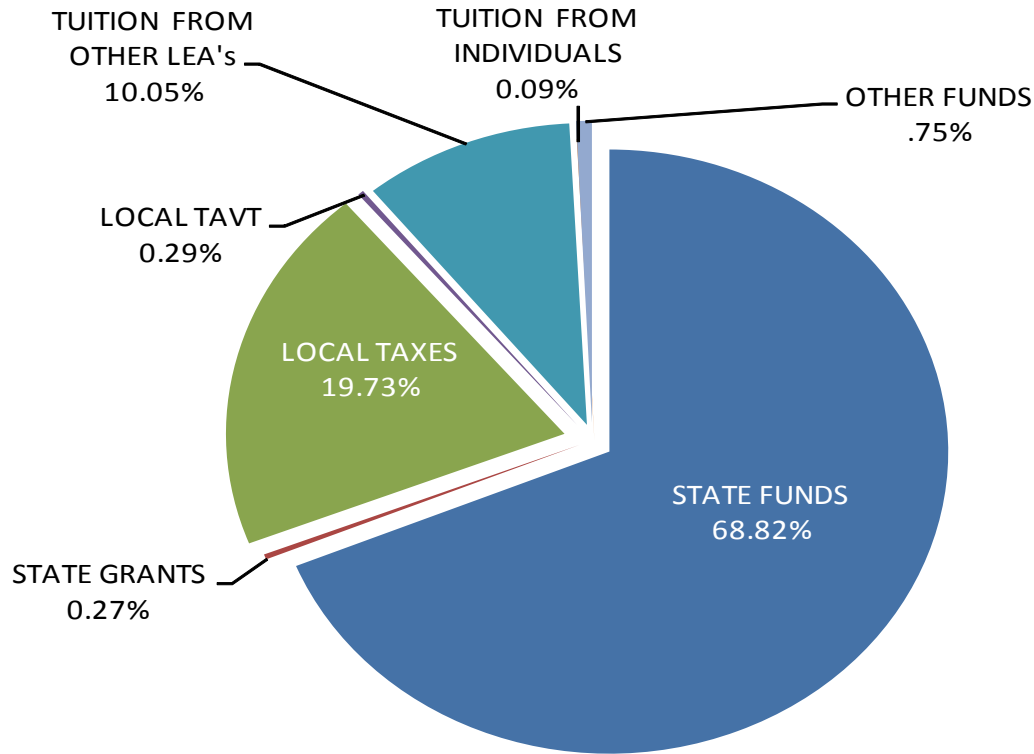
SOCIAL CIRCLE CITY SCHOOLS

BUDGET FY19

BUDGET HISTORY

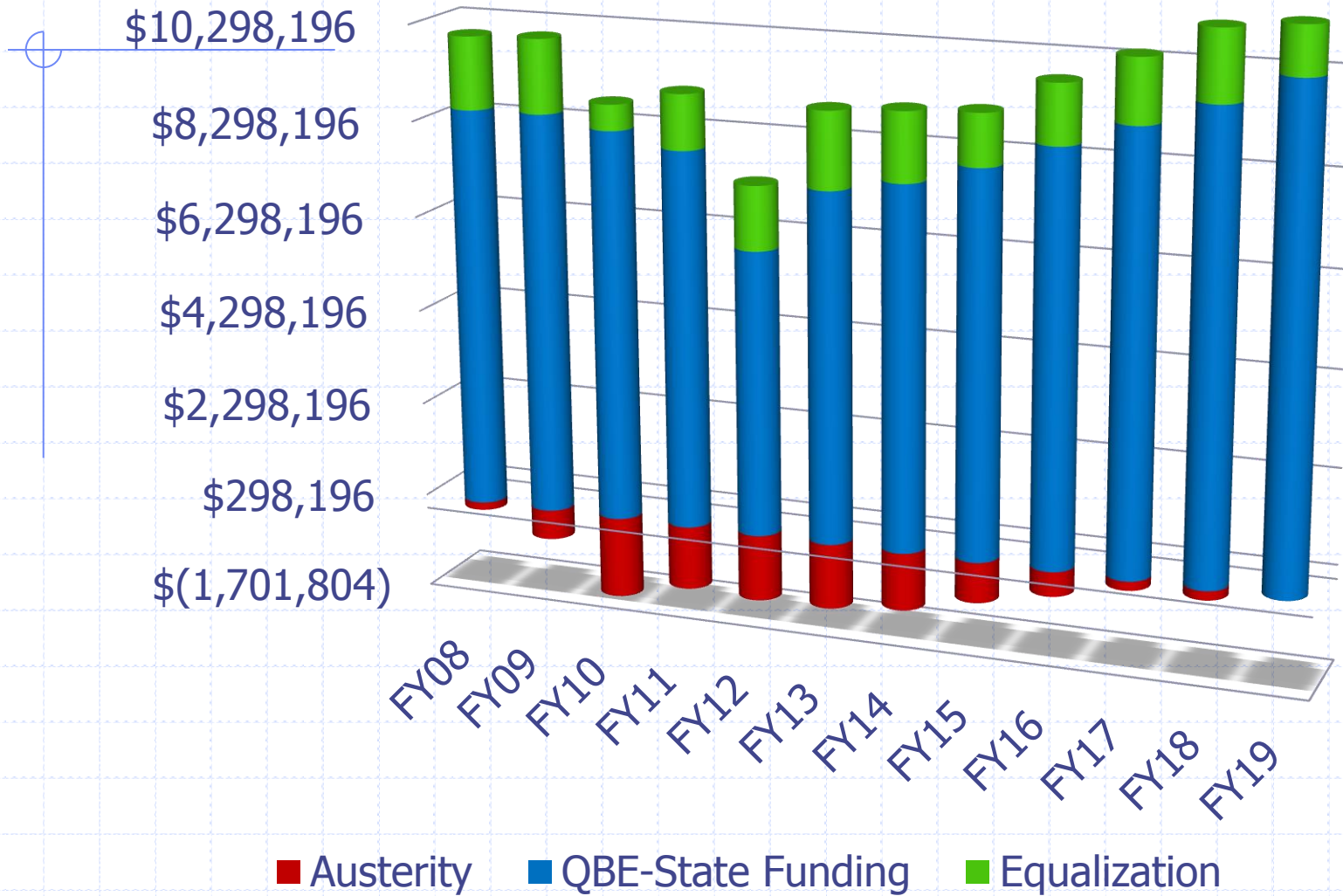
◆ FY19	\$18,125,791.00	Tentatively Approved
◆ FY18	\$17,169,243.82	
◆ FY17	\$15,505,580.00	
◆ FY16	\$15,285,051.81	
◆ FY15	\$14,596,207.34	
◆ FY14	\$14,176,034.20	

FY19 PROJECTED REVENUE



REVENUES			
STATE FUNDS	\$ 11,262,074.00	68.82%	
STATE GRANTS	\$ 44,429.00	0.27%	
LOCAL TAXES	\$ 3,229,652.00	19.73%	
LOCAL TAVT	\$ 47,715.51	0.29%	
TUITION FROM OTHER LEA's	\$ 1,644,065.00	10.05%	
TUITION FROM INDIVIDUALS	\$ 14,676.00	0.09%	
OTHER FUNDS	\$ 123,000.00	0.75%	
TOTAL REVENUES	\$16,365,611.51		

QBE-EQUALIZATION-AUSTERITY

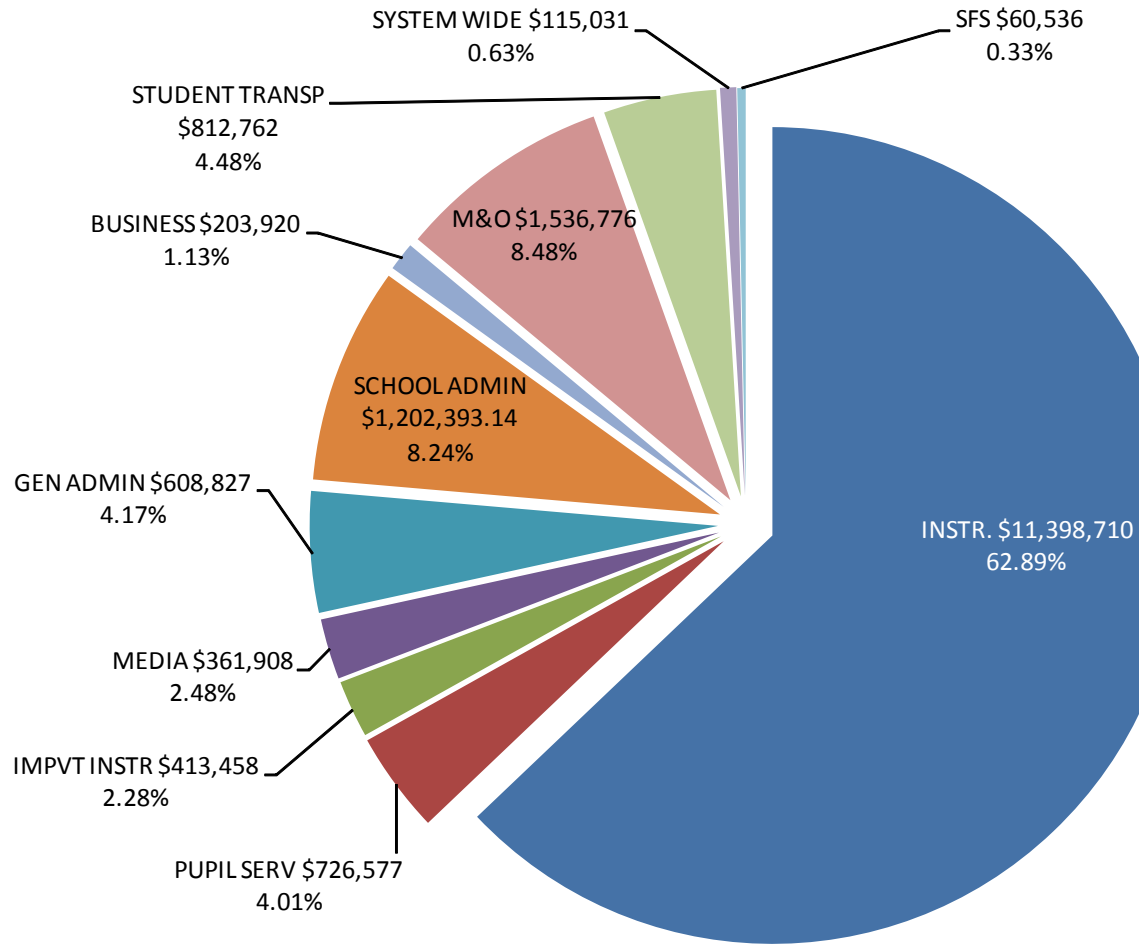


SOCIAL CIRCLE CITY SCHOOLS BOARD OF EDUCATION

FY19 EXPENDITURES BY FUNCTION

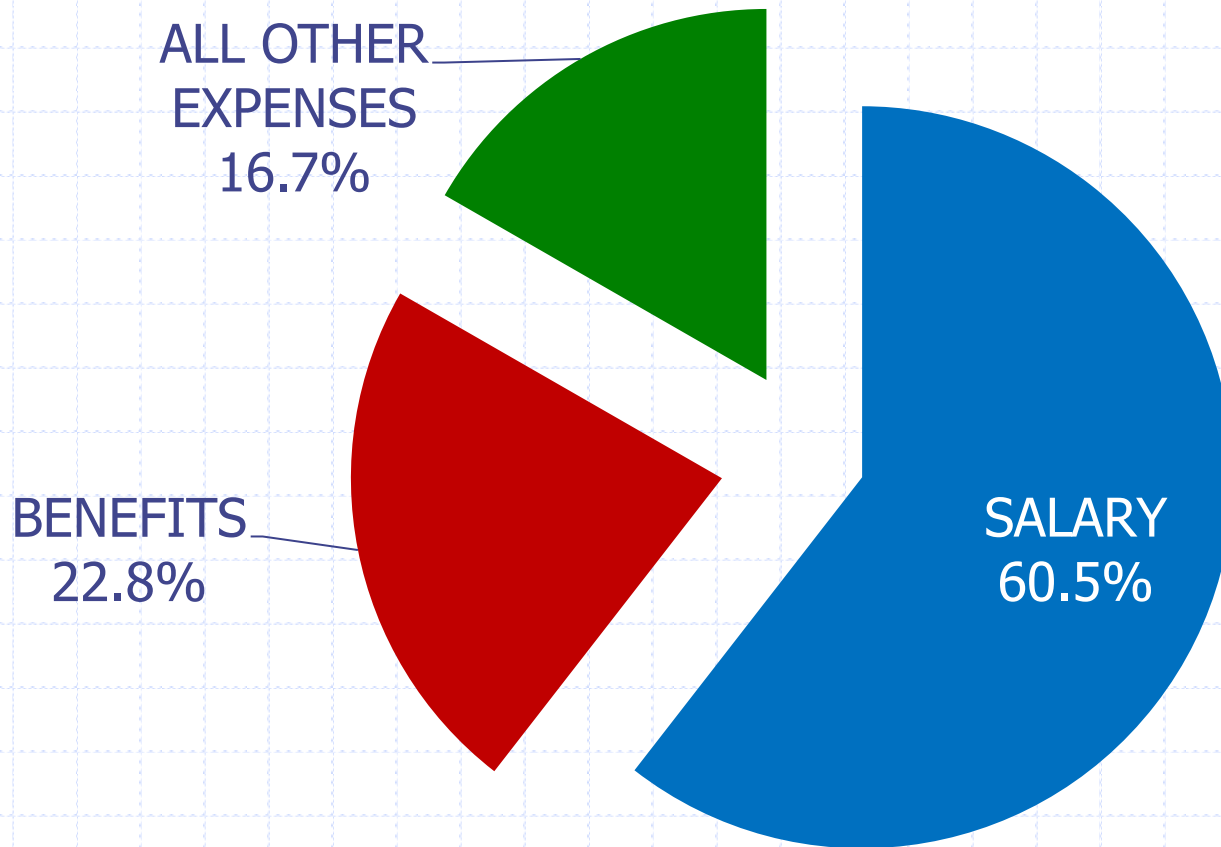
PROJECTED BUDGET

ENDING JUNE 30, 2019



FY19 Budget

Salary/ Benefit Expense to Whole Budget



SALARY	\$ 10,939,645.00	60.5%
BENEFITS	\$ 4,118,832.00	22.8%
ALL OTHER EXPENSES	\$ 3,019,852.00	16.7%



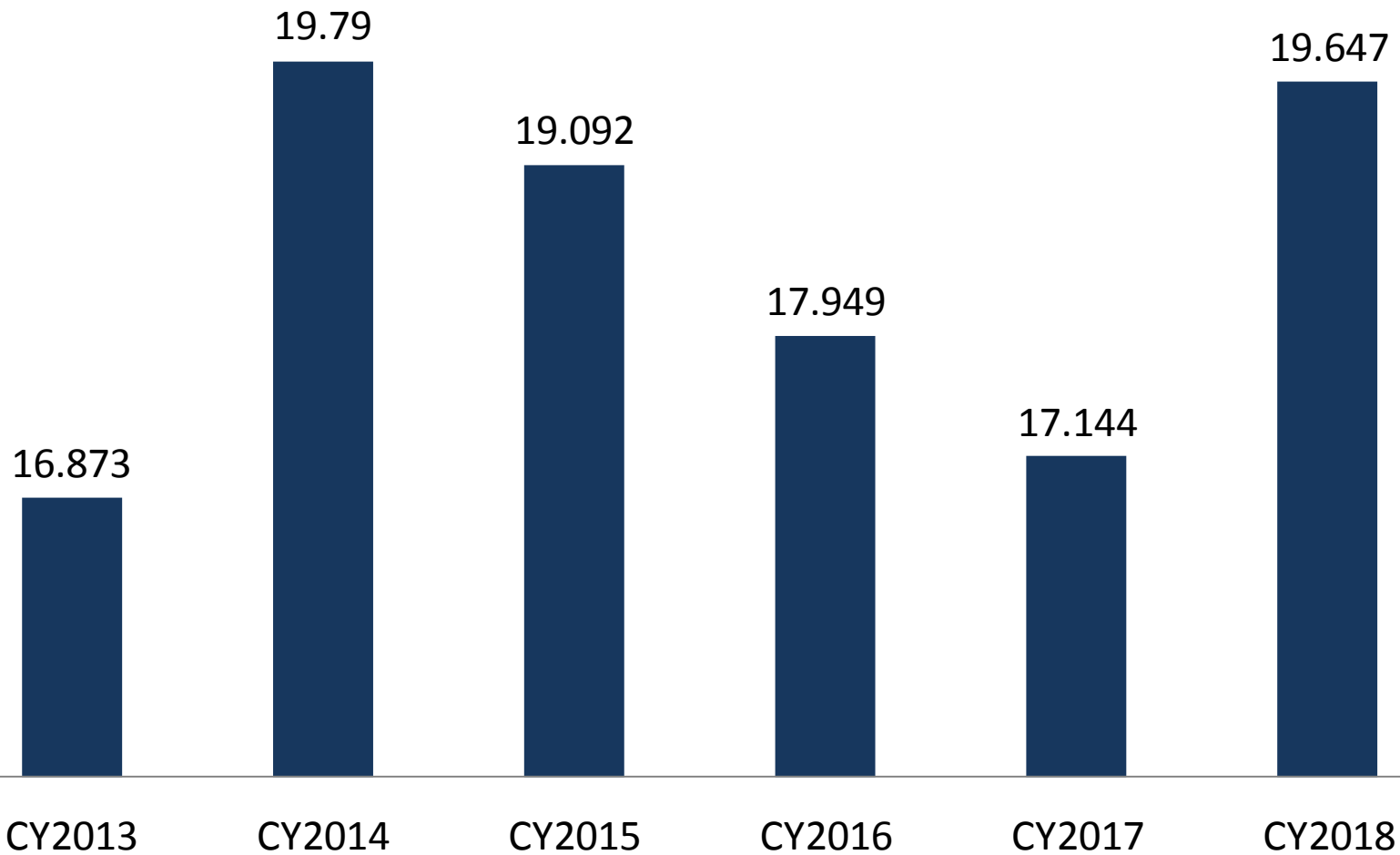
SOCIAL CIRCLE CITY SCHOOLS

MILLAGE

What is Millage?

- ◆ Millage Rate – rate for determining property tax value
- ◆ 40% of property value taxed
- ◆ \$1 for each mil for every \$1,000 in assessed property value
 - 19.647 mills
 - Equal to \$19.647 for every \$1,000
- ◆ Exemptions
- ◆ $\text{Property value (less exemptions)} * \text{millage} / 1000$

Millage Rate



Tax Digest & Levy History

PUBLIC NOTICE
Social Circle City Schools
Five Year Tax Digest and M&O Levy History

The Social Circle Board of Education does hereby announce that the M&O millage rate for 2018 will be established at a meeting to be held at Social Circle Board of Education Board Room, Social Circle, Georgia, on July 12, 2018 at 6:30 p.m., and, pursuant to the requirements of O.C.G.A. 48-5-32, does hereby publish the following presentation of the current year's tax digest and levy along with the history of the tax digest and levy for the past five years.

	FY14	FY15	FY16	FY17	FY18	FY19
Digest & Levy	2013	2014	2015	2016	2017	2018
Real & Personal	\$ 171,042,578	\$ 168,005,825	\$ 173,322,133	\$ 204,969,871	\$ 218,633,994	\$ 232,532,874
Motor Vehicles	\$ 9,174,640	\$ 8,309,600	\$ 5,455,410	\$ 4,229,320	\$ 3,393,170	\$ 2,740,690
Mobile Homes	\$ 119,550	\$ 104,100	\$ 99,740	\$ 89,730	\$ 89,050	\$ 78,188
Timber - 100%	\$ 159,489	\$ -	\$ -	\$ 46,350	\$ -	\$ -
Heavy Duty Equipment	\$ -	\$ -	\$ -	\$ -	\$ -	\$ -
Gross Digest	\$ 180,496,257	\$ 176,419,525	\$ 178,877,283	\$ 209,335,271	\$ 222,116,214	\$ 235,351,752
School Exemptions	\$ 61,416,020	\$ 60,634,523	\$ 59,916,639	\$ 65,357,270	\$ 66,159,398	\$ 71,559,247
FLPA	\$ 406,594	\$ 607,583	\$ 612,487	\$ 424,491	\$ 577,827	\$ 591,477
Net M&O Digest	\$ 119,486,831	\$ 116,392,585	\$ 119,573,131	\$ 144,402,492	\$ 156,534,643	\$ 164,383,982
SCHOOL Gross Millage	16.873	19.79	19.092	19.092	17.949	19.647
Less Rollback	0	0	0	1.143	0.805	0
Net Millage	16.873	19.79	19.092	17.949	17.144	19.647
Net Tax Levied	\$ 2,016,101	\$ 2,303,409	\$ 2,282,890	\$ 2,591,880	\$ 2,683,630	\$ 3,229,652
Net Tax Increase	\$ (110,756)	\$ 287,308	\$ (20,519)	\$ 308,990	\$ 91,750	\$ 546,022
Net Revenue % Increase	-5.2%	14.3%	-0.9%	13.5%	3.5%	20.3%

www.socialcircleschools.com

Reason for Millage Rate Increase FY19

◆ Teacher Retirement System

■ Employer Contribution Increase

- ◆ Set annually by TRS Board of Directors
- ◆ From 16.81% gross salary to 20.9%
- ◆ Additional Expense \$502,000
- ◆ FY20 already set at 21.14%

Reason for Millage Rate Increase

◆ Equalization funding decline for FY19

- (\$457,320)
- State Aid awarded to the district
 - ◆ Narrow the gap between systems
 - Property tax wealth per pupil
 - Based on system's effort to raise funds through property tax
 - Considered a "Reward for Effort" grant
 - If property wealth is increasing faster than the state average, school system receives less funds
 - Amount received is weighted and based data from other systems in the state

Reason for Millage Rate Increase

Additional Educators

■ Primary — 2 positions

- ◆ Pre-K Teacher and Para-Professional –
- ◆ Partly funded through General Fund

■ Elementary -.5 position

- ◆ Part-time EIP Teacher

■ Middle – 2.5 positions

- ◆ Part-time Business Education
- ◆ Science Teacher
- ◆ Part-time Math Interventionist
- ◆ Part-time 8th Grade Teacher

■ High – 2.5 positions

- ◆ Assistant Principal
- ◆ Math Teacher
- ◆ Part-time Math Instructional Coach

■ Counseling Program

- ◆ MS & HS –
 - Contracted with UGA
 - Assist students with college and career options
 - 8th – 12th graders

Reason for Millage Rate Increase

- Administration – 2 positions
 - ◆ Instructional Technology
 - ◆ Full-time Assistant Superintendent
 - (vs. Two 49% positions)
 - ◆ Full-time Special Education Director (vs. 49%)
 - ◆ Full-time Assessment Director (vs. 49%)
- Benefits for New Full-Time Positions
 - ◆ TRS
 - 20.9% of gross salary
 - ◆ SHBP
 - \$11,340 annually

Reason for Millage Rate Increase

◆ Improve School Safety

- School Resource Officer with County Support

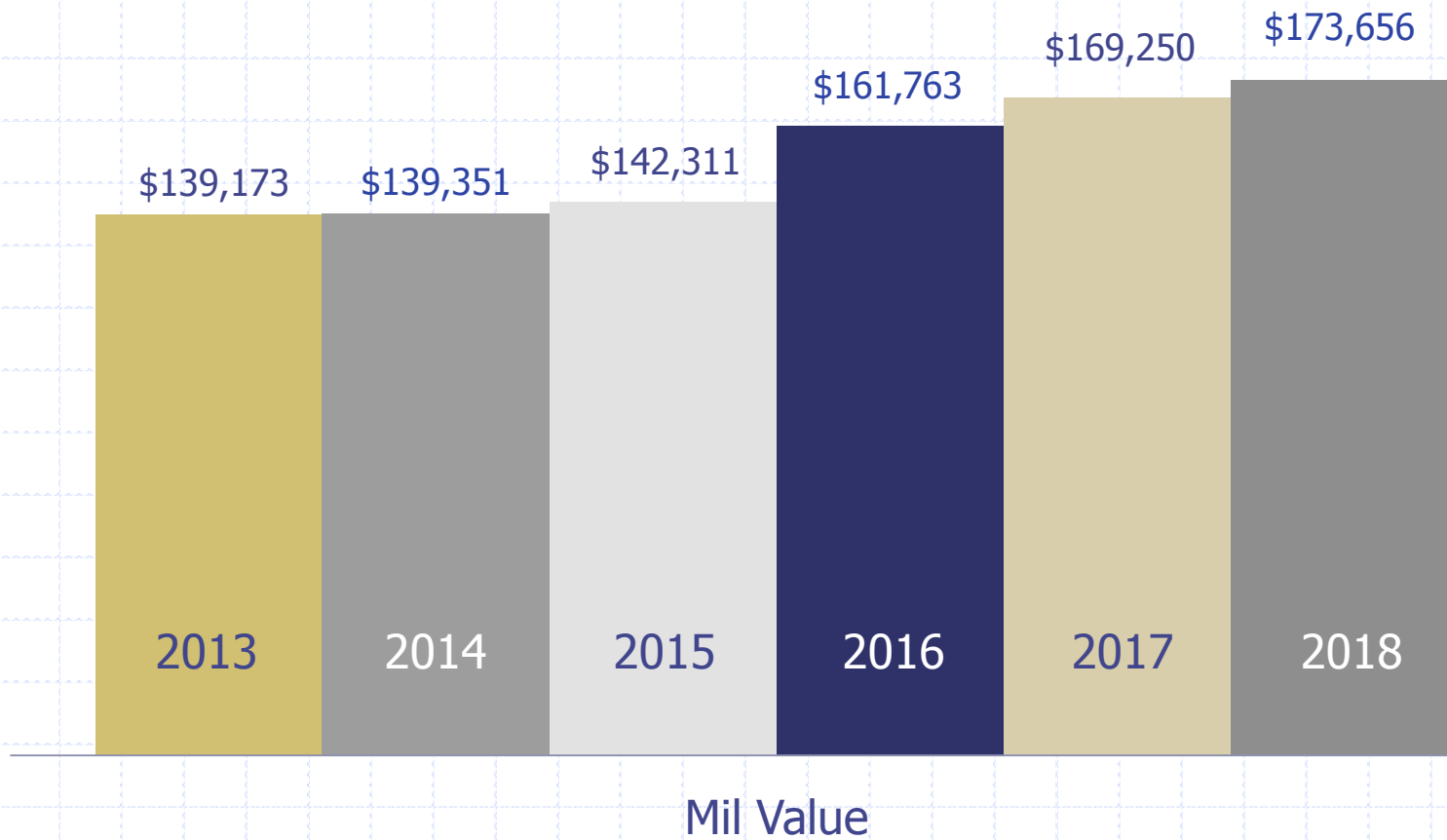
- ◆ Primary and Elementary
- ◆ Additional officer totaling two full-time system wide

◆ Funding of Reserves to Balance Budget

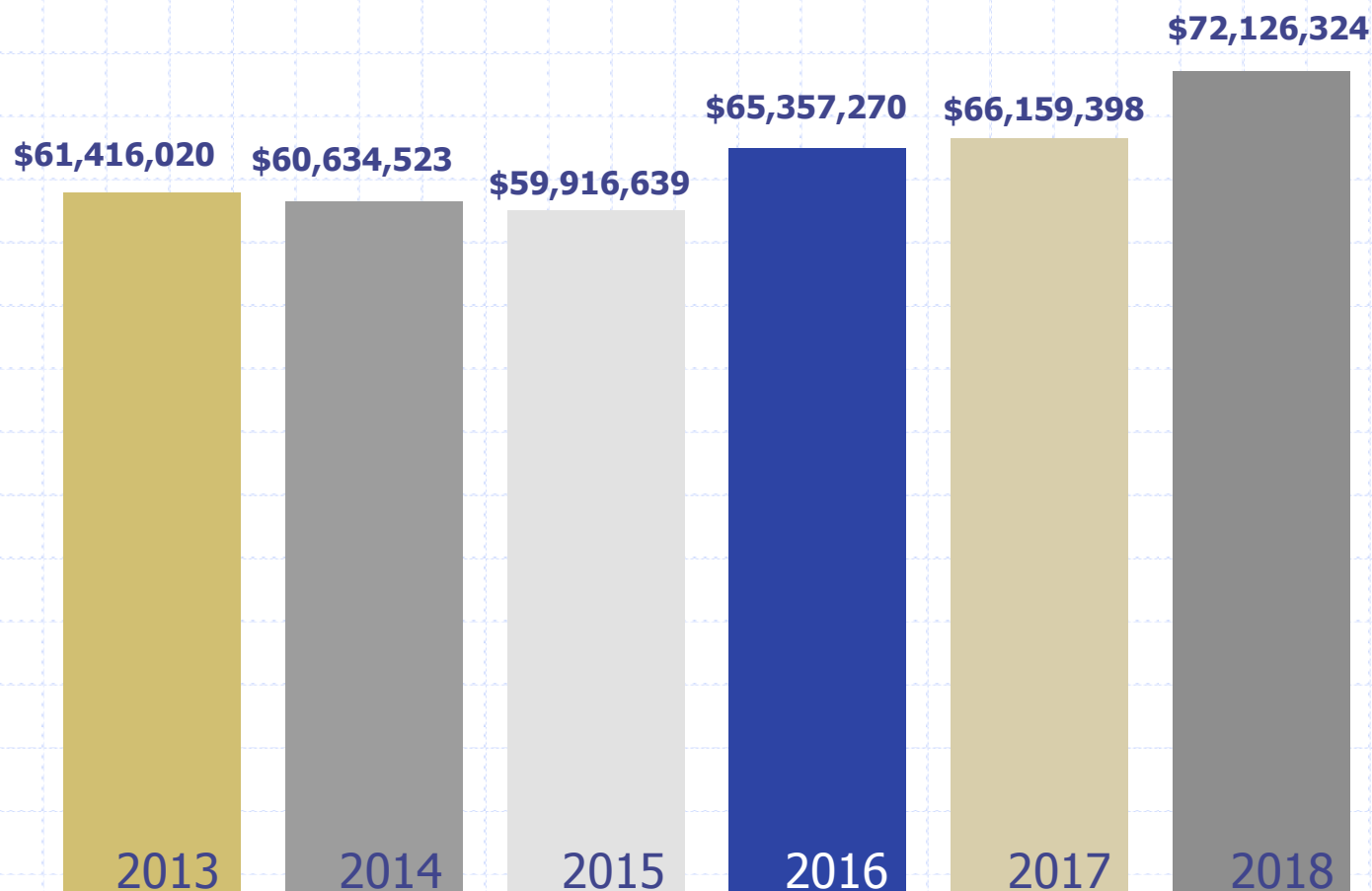
Millage Rates Surrounding Counties CY2018

- ◆ Walton CY 2018– 21.5 (Includes Bond 2.9)
- ◆ Newton CY 2018– 20.0
- ◆ Social Circle CY 2018 Proposed – 19.647

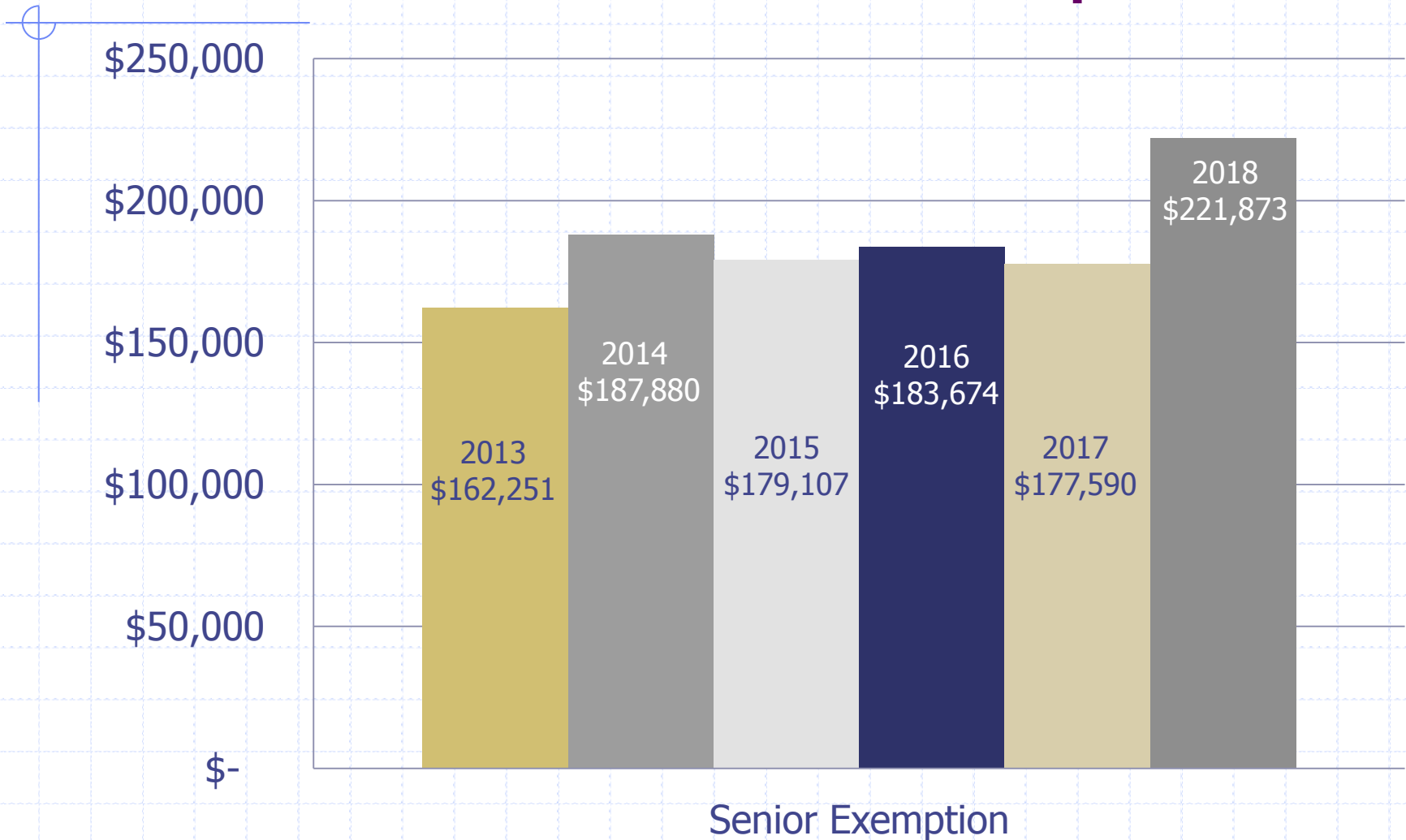
Value of a Mil



School Exemptions-Property Tax



Senior School Tax Exemption



What this means to Homeowners

◆ Average Value of Homestead Property

- \$125,000
- Increase of \$113
 - ◆ \$9.41/month

◆ Average Value of Non-Homestead Property

- \$125,000
- Increase of \$125
 - ◆ \$10.42/month

SOCIAL CIRCLE CITY SCHOOLS

ELOST

REVENUE FROM ELOST

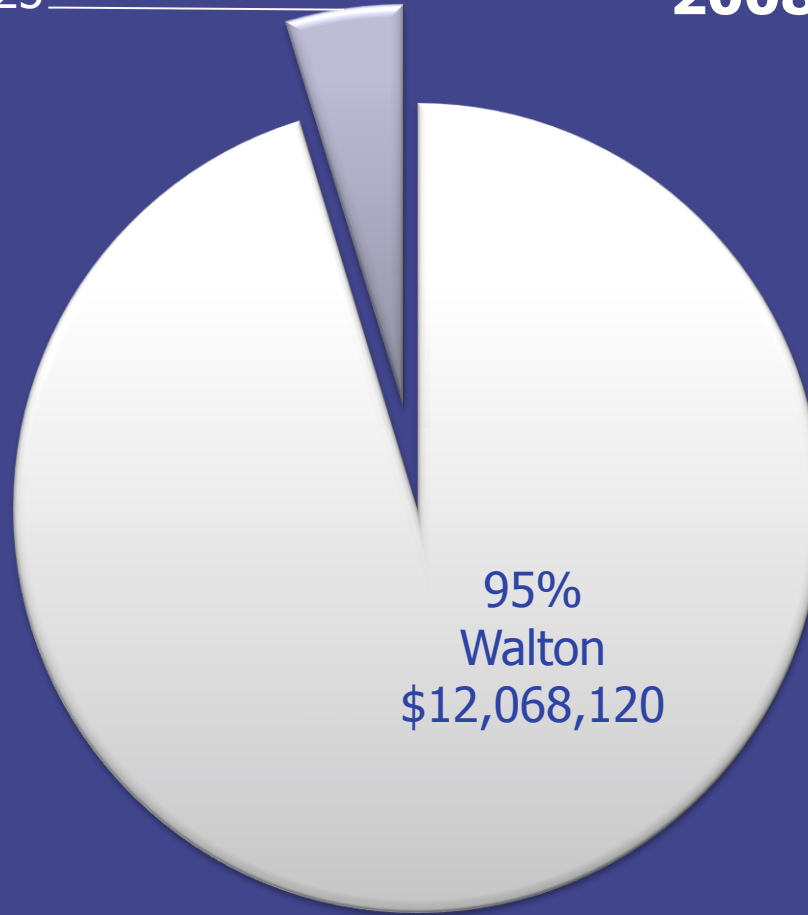
- Walton County Elost Referendum
 - ◆ 2002-2007
 - ◆ 2008-2012
 - ◆ 2013-2017
 - ◆ 2018-2022 (Voted May 2016)
- Newton County Elost Referendum
 - ◆ 2004-2009
 - ◆ 2010-2014
 - ◆ 2015-2019
 - ◆ 2020-2024 (Voted May 2018)

Elost Referendum Voted by County Residents

- ◆ Acquiring, constructing and equipping a new elementary school
- ◆ Acquiring, constructing and equipping a new central facility
- ◆ Acquiring, constructing and equipping a physical education/athletic complex
- ◆ Acquiring buses
- ◆ Acquiring textbooks
- ◆ Acquiring safety and security equipment and infrastructure
- ◆ Acquiring technology equipment and infrastructure
- ◆ Financing a portion of the costs of a regional facility for special needs students
- ◆ Adding to, renovating, repairing, improving, furnishing and equipping existing athletic/physical education facilities, existing educational buildings, properties and facilities of the City of Social Circle School district
- ◆ Acquiring any necessary property, both real and personal

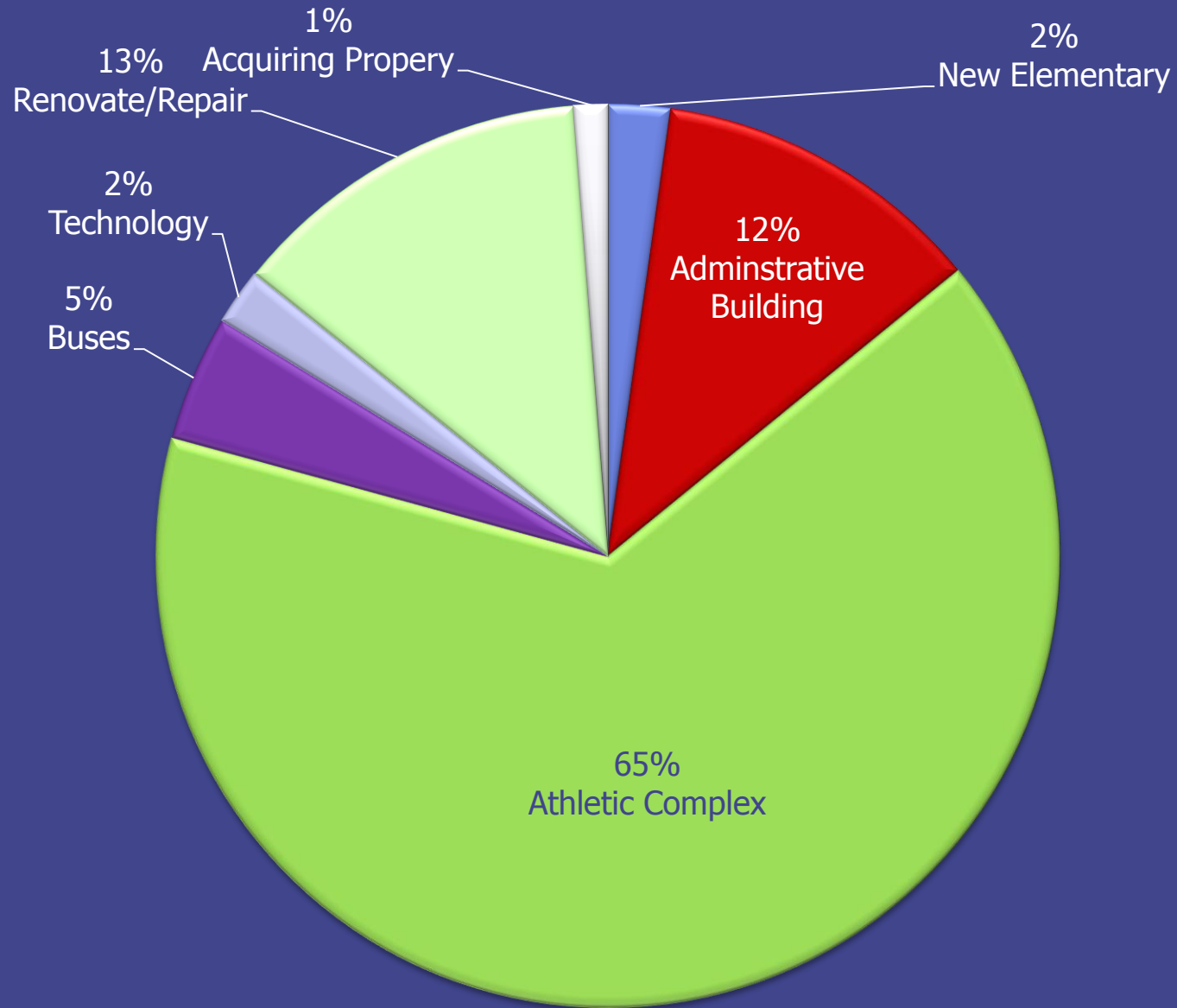
Elost Revenue 2008-2017

5%
Newton
\$594,225



95%
Walton
\$12,068,120

ELOST EXPENDITURES 2008-2017



FY19 ELOST EXPENDITURES

- ◆ Technology Equipment & Infrastructure
 - \$366,800
- ◆ Equipment
 - \$27,500
- ◆ Renovating, repairing, improving, furnishing and equipping existing educational buildings
 - \$353,650

Questions?

- ◆ Presentation located on website:
 - www.socialcircleschools.com