



# Advanced Math and Science Academy Charter School

Family Survey 2021  
Spring 2022



Report created by  
Panorama Education



## Summary

Topic Description	Results
<b>Academic</b>	<b>86%</b>
<b>Administration</b>	<b>92%</b>
<b>Board</b>	<b>88%</b>
<b>Communication</b>	<b>88%</b>
<b>Family Support</b> Families' perceptions of the amount of academic and social support that they provide their child with outside of school.	<b>54%</b>
<b>School Climate</b> Teachers' perceptions of the overall school climate.	<b>91%</b>
<b>School Fit</b> Families' perceptions of how well a school matches their child's developmental needs.	<b>84%</b>
<b>School Safety</b> Perceptions of student physical and psychological safety at school.	<b>89%</b>

273 responses



# Academic

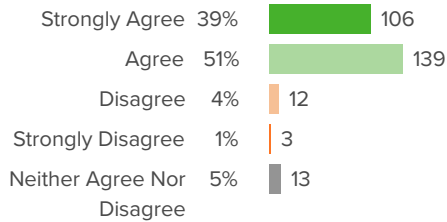
Your average

# 86%

273 responses

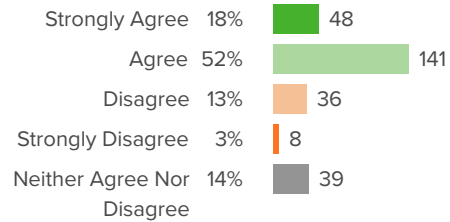
## How did people respond?

**Q.1: I believe my student is being challenged academically at an advanced level to his/her full potential.**



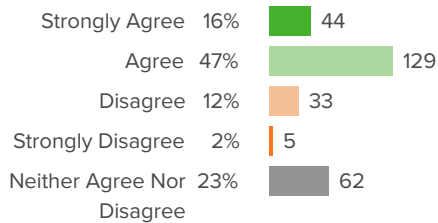
Favorable: **94%**

**Q.2: I believe AMSA does a good job at coordinating projects and class work to effectively manage my student's workload.**



Favorable: **81%**

**Q.3: AMSA takes into account the specific needs of my student.**



Favorable: **82%**



# Administration

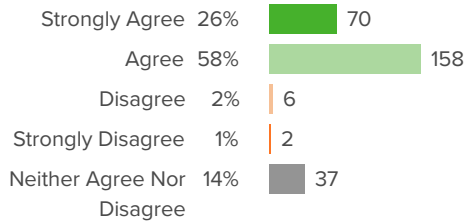
Your average

# 92%

273 responses

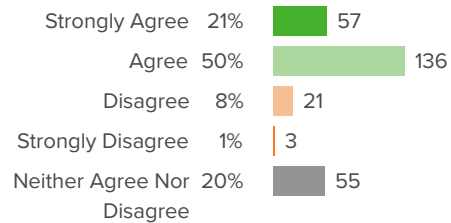
## How did people respond?

**Q.1: Overall, the administration at AMSA is doing a good job.**



Favorable: **97%**

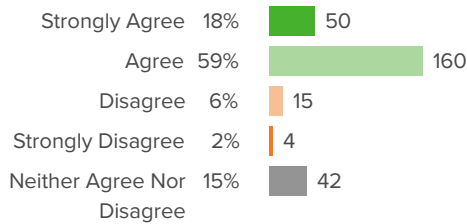
**Q.2: The administration is responsive to my concerns.**



▼ 6 from last survey

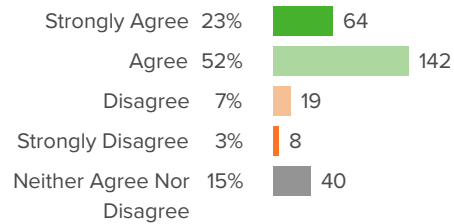
Favorable: **89%**

**Q.3: The administration consistently defines and enforces school rules and policies.**



Favorable: **92%**

**Q.4: The administration communicates the rationale when making important decisions.**



▼ 7 from last survey

Favorable: **88%**



## Board

Your average

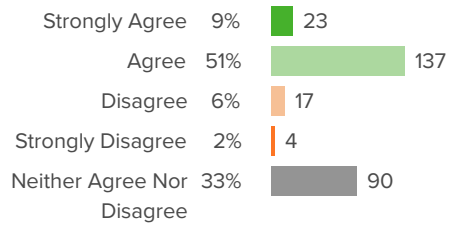
**88%**

273 responses

How did people respond?

---

**Q.1: I understand how the Board of Trustees represents and addresses my interests in the school community.**



Favorable: **88%**



# Communication

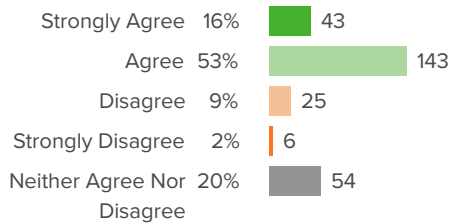
Your average

**88%**

273 responses

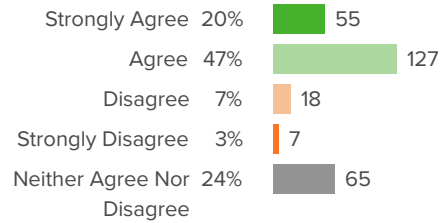
## How did people respond?

**Q.1: I'm satisfied with the responsiveness and clarity of the teachers regarding communications about my student.**



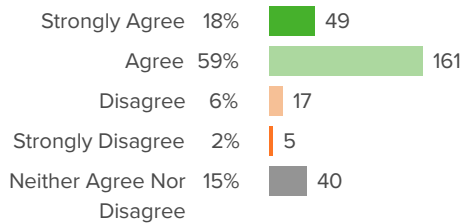
Favorable: **86%**

**Q.2: Overall, I'm satisfied with the communications with AMSA's counseling department.**



Favorable: **88%**

**Q.3: AMSA provides opportunities for parents to provide input on relevant school matters.**



Favorable: **91%**



# Family Support

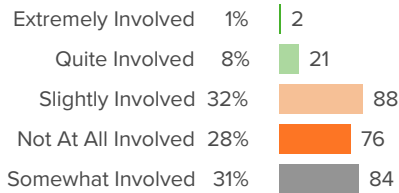
Your average

# 54%

273 responses

## How did people respond?

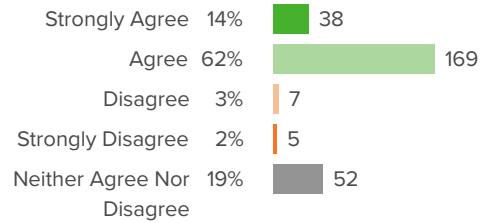
### Q.1: How involved have you been in fundraising efforts at AMSA?



▲ 3 from last survey

Favorable: **12%**

### Q.2: AMSA provides appropriate opportunities for me to get involved and help.



Favorable: **95%**



# School Climate

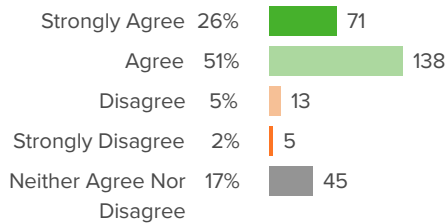
Your average

# 91%

273 responses

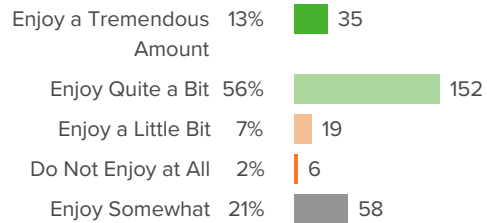
## How did people respond?

**Q.1: I believe AMSA empowers students of all backgrounds and abilities to excel in all subjects at an advanced level.**



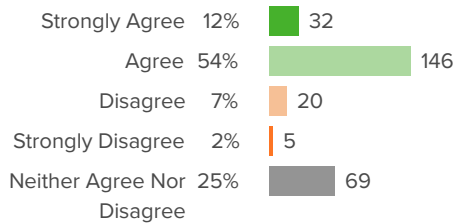
Favorable: **92%**

**Q.2: To what extent do you think that students enjoy attending AMSA?**



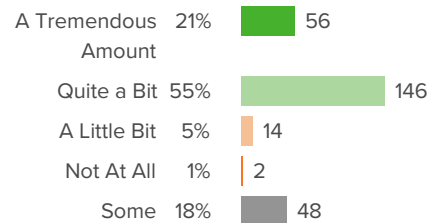
Favorable: **88%**

**Q.3: Teachers assess students of all ability levels fairly.**



Favorable: **88%**

**Q.4: How much does AMSA value the diversity of the students' background?**

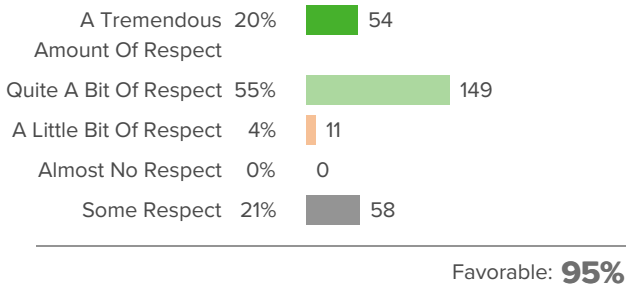


Favorable: **93%**

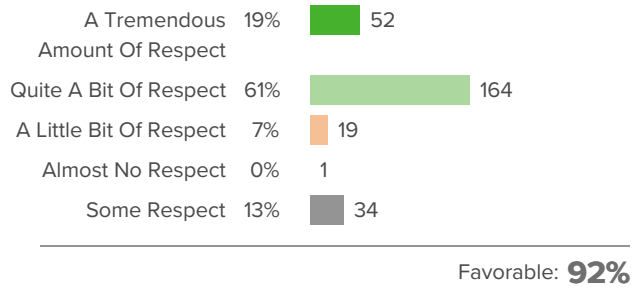




**Q.5: Overall, how much respect do you think the students at AMSA have for the teachers?**



**Q.6: Overall, how much respect do you think the teachers at AMSA have for students?**





## School Fit

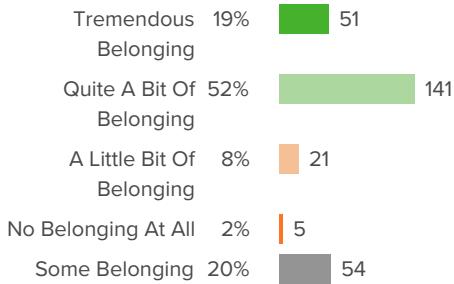
Your average

# 84%

273 responses

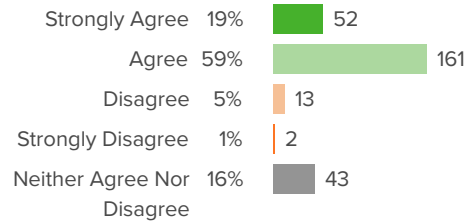
### How did people respond?

#### Q.1: How much of a sense of belonging does your student feel at his/her school?



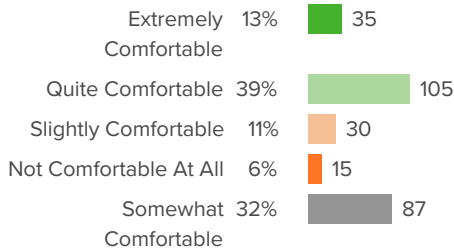
Favorable: **88%**

#### Q.2: AMSA provides opportunities for students to explore their interests.



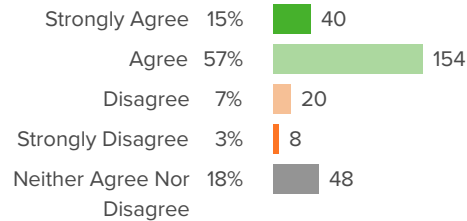
Favorable: **93%**

#### Q.3: How comfortable is your student in asking for help from school adults?



Favorable: **76%**

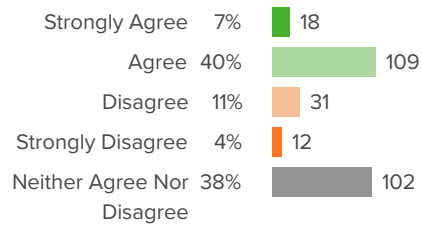
#### Q.4: Students behave in ways that show respect for one another's diverse backgrounds.



Favorable: **87%**



**Q.5: The school appropriately provides opportunities for students from different towns to connect with each other.**



▼ **3** from last survey

Favorable: **75%**



## School Safety

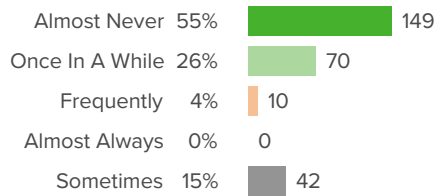
Your average

**89%**

273 responses

### How did people respond?

#### Q.1: How often do you worry about violence at AMSA?



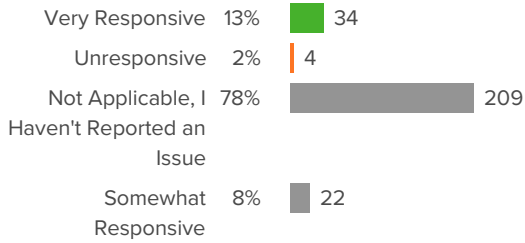
Favorable: **96%**

#### Q.2: Are you familiar with the process to report incidents of bullying involving your student?



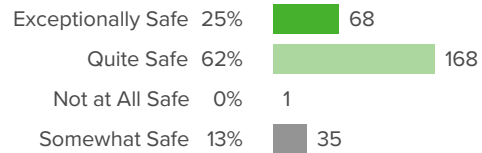
Favorable: **64%**

#### Q.3: If you've raised concerns about your student experiencing bullying/harassment at AMSA, has the administration been responsive?



Favorable: **89%**

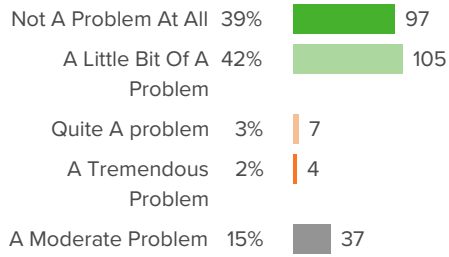
#### Q.4: Overall, how safe does your student feel at school?



Favorable: **100%**



**Q.5: To what extent are drugs a problem at AMSA?**



---

Favorable: **95%**