


# Sayreville Public Schools

SSDS Reporting Period 1 and 2 2021–2022



# SSDS 21-22

Reporting Period 1 September 1, 2021–December 31, 2021

Reporting Period 2 January 1, 2022 – June 30, 2022

Any incident that meets Incident Type Definitions for one of the SSDS incident types must be reported through the SSDS system, regardless of whether any disciplinary action was taken.

- Violence
    - Assault
    - Fight
    - Kidnapping
    - Robbery/Extortion
    - Sexual Assault
    - Sexual Contact
    - Threat – Criminal
    - Threat – Simple
  - Substance Offense
  - Weapons Offense
  - Vandalism
    - Arson
    - Computer Trespass
    - Damage to Property
    - False Public Alarm
    - Theft
    - Trespass
  - HIB Confirmed
  - HIB Alleged
  - ▶ Other Incidents Leading to Removal
- 

# SSDS Reporting Period 1 21-22

September 1, 2021-December 31, 2021

## Incident Category Totals By School

| School Name                | Violence | Vandalism | Weapons | Substance Abuse | HIB Confirmed | HIB Alleged | Other Incidents Leading to Removal |
|----------------------------|----------|-----------|---------|-----------------|---------------|-------------|------------------------------------|
| Arleth                     | 0        | 0         | 0       | 0               | 0             | 0           | 0                                  |
| Eisenhower                 | 6        | 0         | 1       | 0               | 0             | 0           | 0                                  |
| Truman                     | 0        | 0         | 0       | 0               | 1             | 0           | 0                                  |
| Wilson                     | 0        | 0         | 0       | 0               | 0             | 1           | 0                                  |
| SUES                       | 8        | 0         | 0       | 0               | 6             | 3           | 3                                  |
| Middle School              | 13       | 2         | 0       | 3               | 3             | 3           | 39                                 |
| High School                | 11       | 1         | 4       | 18              | 9             | 17          | 214                                |
| Project Before Selover     | 0        | 0         | 0       | 0               | 0             | 0           | 0                                  |
| Project Before Cheesequake | 0        | 0         | 0       | 0               | 0             | 0           | 0                                  |

# SSDS Reporting Period 2 21-22

January 1, 2022-June 30, 2022

## Incident Category Totals By School

| School Name                | Violence | Vandalism | Weapons | Substance Abuse | HIB Confirmed | HIB Alleged | Other Incidents Leading to Removal |
|----------------------------|----------|-----------|---------|-----------------|---------------|-------------|------------------------------------|
| Arleth                     | 0        | 0         | 0       | 0               | 1             | 2           | 0                                  |
| Eisenhower                 | 0        | 0         | 0       | 0               | 1             | 1           | 0                                  |
| Truman                     | 0        | 0         | 0       | 0               | 1             | 0           | 0                                  |
| Wilson                     | 0        | 0         | 0       | 0               | 4             | 4           | 0                                  |
| SUES                       | 14       | 2         | 3       | 1               | 10            | 7           | 23                                 |
| Middle School              | 21       | 0         | 1       | 6               | 9             | 8           | 148                                |
| High School                | 26       | 0         | 6       | 36              | 11            | 23          | 745                                |
| Project Before Selover     | 0        | 0         | 0       | 0               | 0             | 0           | 0                                  |
| Project Before Cheesequake | 0        | 0         | 0       | 0               | 0             | 0           | 0                                  |

# SSDS Reporting Total 21-22

Incident Category Totals By School

| School Name                | Violence | Vandalism | Weapons | Substance Abuse | HIB Confirmed | HIB Alleged | Other Incidents Leading to Removal |
|----------------------------|----------|-----------|---------|-----------------|---------------|-------------|------------------------------------|
| Arleth                     | 0        | 0         | 0       | 0               | 1             | 2           | 0                                  |
| Eisenhower                 | 6        | 0         | 1       | 0               | 1             | 1           | 0                                  |
| Truman                     | 0        | 0         | 0       | 0               | 2             | 0           | 0                                  |
| Wilson                     | 0        | 0         | 0       | 0               | 4             | 5           | 0                                  |
| SUES                       | 22       | 2         | 3       | 1               | 16            | 10          | 26                                 |
| Middle School              | 34       | 2         | 1       | 9               | 12            | 11          | 187                                |
| High School                | 37       | 1         | 10      | 55              | 20            | 40          | 959                                |
| Project Before Selover     | 0        | 0         | 0       | 0               | 0             | 0           | 0                                  |
| Project Before Cheesequake | 0        | 0         | 0       | 0               | 0             | 0           | 0                                  |

# SSDS Reporting Period 1 Comparison

| Incident Category Totals    |          |           |         |                 |               |             |                                    |
|-----------------------------|----------|-----------|---------|-----------------|---------------|-------------|------------------------------------|
|                             | Violence | Vandalism | Weapons | Substance Abuse | HIB Confirmed | HIB Alleged | Other Incidents Leading to Removal |
| 21-22<br>Period 1<br>Totals | 38       | 3         | 5       | 21              | 19            | 24          | 256                                |
| 20-21<br>Period 1<br>Totals | 0        | 0         | 1       | 4               | 2             | 7           | 6                                  |
| 19-20<br>Period 1<br>Totals | 40       | 0         | 3       | 26              | 14            | 20          | 297                                |
| 18-19<br>Period 1<br>Totals | 43       | 0         | 8       | 9               | 15            | 30          | 370                                |
| 17-18<br>Period 1<br>Totals | 9        | 14        | 1       | 7               | 21            | 52          | 171                                |




# SSDS Reporting Period 2 Comparison

| Incident Category Totals    |          |           |         |                 |               |             |                                    |
|-----------------------------|----------|-----------|---------|-----------------|---------------|-------------|------------------------------------|
|                             | Violence | Vandalism | Weapons | Substance Abuse | HIB Confirmed | HIB Alleged | Other Incidents Leading to Removal |
| 21-22<br>Period 2<br>Totals | 61       | 2         | 10      | 43              | 37            | 45          | 916                                |
| 20-21<br>Period 2<br>Totals | 13       | 1         | 4       | 10              | 8             | 13          | 13                                 |
| 19-20<br>Period 2<br>Totals | 38       | 4         | 1       | 16              | 17            | 16          | 540                                |
| 18-19<br>Period 2<br>Totals | 84       | 1         | 6       | 21              | 18            | 31          | 1029                               |
| 17-18<br>Period 2<br>Totals | 37       | 11        | 3       | 7               | 24            | 94          | 606                                |



# SSDS Reporting Comparison

| Incident Category Totals |          |           |         |                 |               |             |                                    |
|--------------------------|----------|-----------|---------|-----------------|---------------|-------------|------------------------------------|
| School Name              | Violence | Vandalism | Weapons | Substance Abuse | HIB Confirmed | HIB Alleged | Other Incidents Leading to Removal |
| 21-22 Totals             | 99       | 5         | 15      | 64              | 56            | 69          | 1172                               |
| 20-21 Totals             | 13       | 1         | 5       | 14              | 10            | 20          | 19                                 |
| 19-20 Totals             | 78       | 4         | 5       | 42              | 31            | 36          | 837                                |
| 18-19 Totals             | 127      | 1         | 14      | 30              | 33            | 61          | 1399                               |
| 17-18 Totals             | 46       | 25        | 4       | 14              | 45            | 146         | 77                                 |





# SSDS Reporting Period 1 and 2 21–22


July 1, 2021–December 31, 2021

January 1, 2022–June 30, 2022

**Trainings:** Instruction and/or practice activities specifically designed to prepare someone to implement a program or strategy, fulfill a responsibility, or implement a skill proficiently

## Training Program Options

- District HIB policy only
- District HIB policy with instruction on bullying prevention
- Anti-Bullying Bill of Rights Act
- Characteristics or needs of individuals or groups at-risk for HIB (including those who bully, victims of HIB and bystanders)
- Conflict resolution
- Cyberbullying
- HIB consequences
- HIB intervention
- HIB remediation
- Parent involvement in HIB cases
- Peer relationships or Peer Social Norms
- Pro-social strategies for bystanders
- School climate and culture improvement.
- School-home-community partnerships
- Social Norms
- Social skills/relationship improvement
- Suicide prevention related to HIB
- Use of data for HIB prevention or school climate improvement
- Other



# SSDS Reporting Period 1 and 2 21–22

July 1, 2021–December 31, 2021  
January 1, 2022–June 30, 2022

**Programs:** Events, plans, systems, or a series of scheduled organized activities or procedures under which action may be taken toward a goal.

## Program Examples

- Child Assault Prevention Project (Bullying)
- I Can Problem Solve
- Olweus Bullying Prevention Program
- Pathways to Safe and respectful Schools
- Pease Builders
- Pease Works
- Positive Action
- Positive Behavior Intervention and Supports
- Responsive Classroom
- Second Step: A Violence Protection Curriculum
- Social Problem Solving
- Steps to Respect: A Bullying Prevention Program
- Violence Prevention Curriculum for Adolescents
- Week of Respect (activities)
- Other



# SSDS HIB-Trainings and Programs

## Reporting Period 1 21-22

July 1, 2021-December 31, 2021

| HIB Trainings and Programs   |           |           |                                 |
|------------------------------|-----------|-----------|---------------------------------|
| School Name                  | Trainings | Programs  | Combined Trainings and Programs |
| Arleth                       | 2         | 6         | 8                               |
| Eisenhower                   | 2         | 3         | 5                               |
| Truman                       | 5         | 8         | 13                              |
| Wilson                       | 1         | 6         | 7                               |
| SUES                         | 15        | 7         | 22                              |
| Middle School                | 11        | 3         | 14                              |
| High School                  | 1         | 2         | 3                               |
| Project Before Selover       | 4         | 7         | 11                              |
| Project Before Cheesequake   | 5         | 7         | 12                              |
| District                     | 4         | 4         | 8                               |
| <b>21-22 Period 1 Totals</b> | <b>50</b> | <b>53</b> | <b>103</b>                      |
| <b>20-21 Period 1 Totals</b> | <b>32</b> | <b>26</b> | <b>58</b>                       |
| <b>19-20 Period 1 Totals</b> | <b>32</b> | <b>38</b> | <b>70</b>                       |
| <b>18-19 Period 1 Totals</b> | <b>36</b> | <b>22</b> | <b>58</b>                       |
| <b>17-18 Period 1 Totals</b> | <b>30</b> | <b>23</b> | <b>53</b>                       |

# SSDS HIB–Trainings and Programs

## Reporting Period 2 21–22

January 1, 2022–June 30, 2022

| HIB Trainings and Programs   |           |           |                                 |
|------------------------------|-----------|-----------|---------------------------------|
| School Name                  | Trainings | Programs  | Combined Trainings and Programs |
| Arleth                       | 2         | 9         | 11                              |
| Eisenhower                   | 1         | 0         | 1                               |
| Truman                       | 0         | 8         | 8                               |
| Wilson                       | 0         | 8         | 8                               |
| SUES                         | 5         | 4         | 9                               |
| Middle School                | 10        | 0         | 10                              |
| High School                  | 0         | 1         | 1                               |
| Project Before Selover       | 0         | 0         | 0                               |
| Project Before Cheesequake   | 1         | 9         | 10                              |
| District                     | 0         | 0         | 0                               |
| <b>21–22 Period 2 Totals</b> | <b>19</b> | <b>39</b> | <b>58</b>                       |
| <b>20–21 Period 2 Totals</b> | <b>14</b> | <b>29</b> | <b>43</b>                       |
| <b>19–20 Period 2 Totals</b> | <b>7</b>  | <b>11</b> | <b>18</b>                       |
| <b>18–19 Period 2 Totals</b> | <b>25</b> | <b>26</b> | <b>51</b>                       |
| <b>17–18 Period 2 Totals</b> | <b>30</b> | <b>23</b> | <b>53</b>                       |

# HIB-Trainings and Programs 2021-2022

| HIB Trainings and Programs |           |           |                                 |
|----------------------------|-----------|-----------|---------------------------------|
| School Name                | Trainings | Programs  | Combined Trainings and Programs |
| Arleth                     | 4         | 15        | 19                              |
| Eisenhower                 | 3         | 3         | 6                               |
| Truman                     | 5         | 16        | 21                              |
| Wilson                     | 1         | 14        | 15                              |
| SUES                       | 20        | 11        | 31                              |
| Middle School              | 21        | 3         | 24                              |
| High School                | 1         | 3         | 4                               |
| Project Before Selover     | 4         | 7         | 11                              |
| Project Before Cheesequake | 6         | 16        | 22                              |
| District                   | 4         | 4         | 8                               |
| <b>21-22 Totals</b>        | <b>69</b> | <b>92</b> | <b>161</b>                      |
| <b>20-21 Totals</b>        | <b>46</b> | <b>55</b> | <b>101</b>                      |
| <b>19-20 Totals</b>        | <b>40</b> | <b>52</b> | <b>92</b>                       |
| <b>18-19 Totals</b>        | <b>61</b> | <b>48</b> | <b>109</b>                      |
| <b>17-18 Totals</b>        | <b>30</b> | <b>23</b> | <b>53</b>                       |