

Campus Student Portal

Campus Student portal puts school information at your fingertips with real-time access to announcements, assignments, attendance, grades, schedules, and more! Infinite Campus allows mobile access as well as browser access.

Logging in to the App

The Campus Student app provides the same tools as the browser version, with the benefit of the option to Stay Logged In and receive push notifications.

- Download the app from the App Store or Google Play



Campus Student
Education

- Search for your **District Name** and **State**, entering at least 3 characters of your district's name to search. Select your district from the list.

A screenshot of the search district form. It has a green header with the 'Infinite Campus' logo. Below the header are two input fields: 'District Name' containing 'Hinsdale' and 'State' containing 'Illinois'. A blue button labeled 'Search District' is at the bottom, with a 'Help' link underneath.A screenshot of the district selection list. It has a green header with the 'Infinite Campus' logo. Below the header is a white box with the title 'Select Your District'. The list contains one item: 'HINSDALE TWP H S DIST 86' with a right-pointing arrow.

- Click on Google Login

A screenshot of the login form. It has a green header with the 'Infinite Campus' logo and the tagline 'simple | powerful'. Below the header is a red bar with 'Campus Parent'. The form title is 'HINSDALE TWP H S DIST 86'. It features a 'Google Login' button, an 'OR' separator, and fields for 'Parent Username' and 'Password'. There is a checkbox for 'Stay logged in' and a blue 'Log In' button. At the bottom, there are links for 'Forgot Password?', 'Forgot Username?', 'Help', 'Change District', and 'New User?'.

Use your school Gmail account.

- If using a secure, private device, mark **Stay Logged In** to receive mobile push notifications, if enabled by your school.

Campus Student Portal

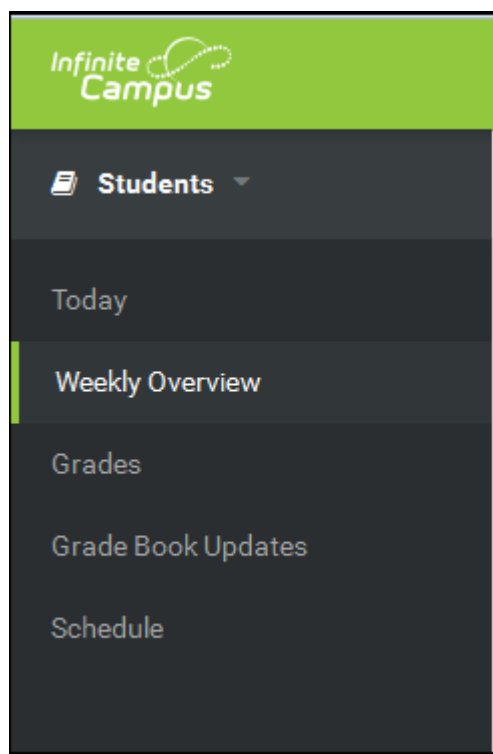
Logging in from a Web Browser

- Please go to [Student Portal Login Site](#) to Login.
- Click Google Login

The screenshot shows the Infinite Campus Student Portal interface. At the top left is the Infinite Campus logo, and at the top right is the slogan "simple || powerful". A red banner in the top right corner reads "Campus Student". The main content area is divided into two columns. The left column, titled "HINSDALE TWP H S DIST 86", contains a "Google Login" button, a separator line with "or" in the middle, a "Student Username" input field, a "Password" input field, a blue "Log In" button, and links for "Forgot Password?", "Forgot Username?", and "Help". Below these links is a link for "Log In to Campus Parent". The right column, titled "Announcements", contains a dashed box with a minus sign icon and the text "There are no district announcements." At the bottom of the page, there is a copyright notice "© 2003-2022 Infinite Campus, Inc. | Version: Campus.2223.2" and a language dropdown menu set to "English".

Campus Student Portal

Tools Available in the Campus Student



Campus Student Portal

Today

The Today view shows the student's schedule for the current day and lists any assignments due today or tomorrow.

Today Wednesday, January 2nd 2019

Andrew Student
Student Number
123456789
18-19 Harrison High
Grade 12

Food Service Balance: \$0.00

Assignments Due Today

- Themes Worksheet - Bildungsroman /10
AP English

Assignments Due Tomorrow

3 (12/31 - 03/29)

DAY: DAILY

1	8:00AM - 8:55AM	AP English	Teacherson, Katie	Rm: 1211
3	10:00AM - 10:55AM	Physics A	Yarham, Dennis	Rm: 367
4	11:00AM - 11:55AM	American & British Literature	Teacherson, Katie	Rm: 1018
6	1:00PM -	Pre-Calculus A	Lifeflearn, Zelos	Rm: 1001

Calendar

The Calendar displays data in three different modes, *Assignments*, *Schedule*, and *Attendance*.

For *Assignments* and *Attendance*, dots display below dates that have data. Select a mode and date to view data for that day. In *Assignments* mode, a button displays to show the Weekly Overview, which shows all assignments for the selected week.

Calendar

Assignments Schedule Attendance

Nov
Dec
2019
Feb
Mar
Apr
May
Jun
Jul
Aug
Sep

April 2019

Su	Mo	Tu	We	Th	Fr	Sa
	1	2	3	4	5	6
7	8	9	10	11	12	13
14	15	16	17	18	19	20
21	22	23	24	25	26	27
28	29	30				

May 2019

AP Literature

1 Absent Excused ABSENT EXCUSED

College Visit

Pre-Calc

Campus Student Portal

Weekly Overview

The Weekly View filters the Calendar to show a student's assignments for a week in a simple, single page overview.

In this overview, view assignments for the week and see scores. Assignments display for the calendar day on which they are **Due**. Flagged assignments, such as the Missing assignment above, are also shown. Scored assignments are shown with the points possible, if applicable, or the percentage or rubric score earned.

Day	Assignment	Score
Monday 03/19	TKAM Character Worksheet AP Literature	9/10 (90%)
Tuesday 03/20	No Assignments	
Wednesday 03/21 (TODAY)	Lord of the Flies Essay AP Literature	
Thursday 03/22	Ch3 pg 145-7, #s 2, 4, 8, 12 Pre-Calculus A	

Assignments

The Assignments tool collects all of a student's assignments with the focus on today.

Use the **Missing** and **Current Term** buttons at the top to filter assignments.

Assignment	Score
TKAM Character Worksheet American & British Literature	13/15 (86.66%)
Africa Map Comparison Worksheet English 10	8/10 (80%)
Cell Model Project AP Literature	
pg. 47 #1, 3, 5, 7, 9 Pre-Calculus A	
TKAM Character Essay American & British Literature	
Nelson Mandela Book Report English 10	
pg. 53 #1, 3, 7, 9, 13 Pre-Calculus A	

Grades

The Grades tool shows all of the grades earned by the student for all tasks and standards. Posted grades are displayed in bold, with In-Progress grades indicated as "In-progress." The student's Cumulative GPA also displays at the top of the Grades tab if enabled.

Show grades for a single term or for the whole year by selecting an option at the top. Expand the Settings menu to *Hide dropped courses*, *Hide rows without grades or assignments*, or expand or collapse all courses.

Course	Grade
Pre-Calculus	A- (92%)
English 10	P
English 10	I
English 10	NP
English 10	P

Campus Student Portal

Attendance

The Attendance tool lists the absences and tardies for attendance taking periods in the selected term. Click on a period to view details.

The screenshot shows the 'Attendance' tool for 'Andrew Student' in term '2'. It features a table of attendance data and a detailed view for 'AP English'.

COURSE	ABSENT	TARDY
AP Calculus	0	0
AP English	2	0
Physics A	1	2
World History A	0	0
Period Totals	3	0

AP English

Period Absences

EXCUSED	UNEXCUSED	EXEMPT	UNKNOWN
1	1	0	0

Period Tardies

EXCUSED	UNEXCUSED	EXEMPT	UNKNOWN
0	0	0	0

Absences

- 12/15/2016 - Absent Unexcused
- 10/28/2016 - Absent Excused

Schedule

The Schedule tool shows the student's schedule for each term, including any day rotations. Schedules are shown for all the whole year, all terms, and all of the student's enrollments.

Each schedule includes the times of the periods during the day and the student's courses, with the teacher's name and room assigned. If a day rotation is in place, the day is indicated in the top right corner of the schedule.

If a student drops a course, it continues to display on the student's schedule until the end of the day.

The screenshot shows the 'Schedule' tool for 'Andrew Student' in term '1' (07/03/2017 - 10/06/2017). It displays a daily schedule for period 1.

Period	Time	Course	Teacher	Room
1	8:40AM - 9:35AM	AP Literature	Teacherson, Katie	Rm: 1004
2	9:45AM - 10:05AM	Personal Finance	Abra, Dean	Rm: 210
3	10:10AM - 11:05AM	AP US History	Benson, Denna	Rm: 1004
4	11:05AM - 12:04PM	Spanish II A	Lifellearn, Lewis	Rm: Tech Lab B

Campus Student Portal

Fees

The Fees tool shows the fees assigned to a student. Fees can include things like a lab fee for a science course, a fee for a field trip or the cost of an athletic activity. Fees that are still owed, have been paid, or were made void appear in this list, followed by the ongoing balance for these fees. The School Years dropdown list allows you to view fees according to the school year in which they were assigned.

The Fees tool interface shows a shopping cart icon with '1 Items in Cart \$400.00' and 'My Cart' and 'My Accounts' buttons. Below are filters for Person (All), School Year (2018 - 2019), and Type (All). The 'Total Due: \$900.00' is shown. A table lists fees with columns: DESCRIPTION, DUE DATE, PERSON, and FEE BALANCE. The table includes entries for 'FS Classroom Healthy Treat', 'Field Trips', 'MS Boys 1st Athletic Sport Fee', 'Field Trips', and 'Donations'. A 'Subtotal' row is at the bottom. A 'Print' button and 'Optional Payments' link are at the bottom of the interface.

DESCRIPTION	DUE DATE	PERSON	FEE BALANCE
FS Classroom Healthy Treat	06/03/2019	Smith, Tyler T	0.00
Field Trips	07/22/2019	Smith, Tyler T	0.00
MS Boys 1st Athletic Sport Fee	09/13/2019	Smith, Tyler T	0.00
Field Trips	09/16/2019	Smith, Jennifer R	400.00
Donations	09/17/2019	Smith, Tyler T	500.00
Subtotal			

Food Service

The Food Service tool allows students access to the following food service information:

- Current account balances
- Transactions (food item purchases, account deposits of cash, check and credit card, when enabled)
- Account history (historical transaction records)
- Account adjustments (debits/credits)

The Food Service tool interface shows a table with columns: ACCOUNT NAME, ACCOUNT #, and BALANCE. The table lists 'Dave Echard' with account # 4219 and balance \$0.00, and 'Cassa Echard' with account # 6209 and balance \$45.00. A 'Pay' button is below the table. A red box highlights the 'Cassa Echard' row, with a red arrow pointing to a detailed view of that account. The detailed view shows 'Cassa Echard' with a 'Time Frame' dropdown set to 'Last 7 days'. It displays 'Totals for selected time frame' with 'Current Balance' of \$35.75 and 'Sterling Balance' of \$45.00. It also shows 'Money In' of \$0.00 and 'Money out' of \$9.25. A list of transactions follows, including 'Lunch 7-12' and 'Nachos' on 10/04/2018, and 'Yogurt' and 'Lunch 7-12' on 10/05/2018. A 'Print' button is at the bottom.

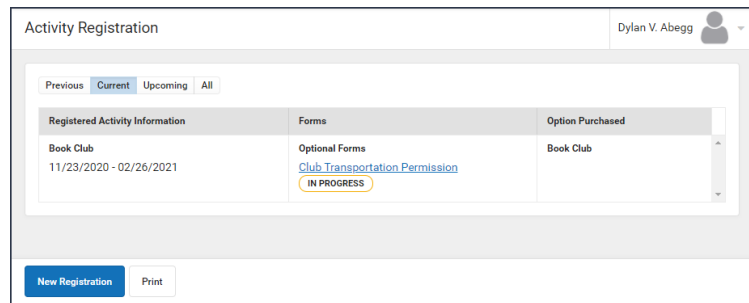
ACCOUNT NAME	ACCOUNT #	BALANCE
Dave Echard	4219	\$0.00
Cassa Echard	6209	\$45.00

Totals for selected time frame	
Current Balance	\$35.75 Sterling Balance \$45.00
Money In:	\$0.00 Money out: \$9.25
10/04/2018	
Lunch 7-12	\$1.75
Nachos	\$5.00
10/05/2018	
Yogurt	\$0.75
10/05/2018	
Lunch 7-12	\$1.75

Campus Student Portal

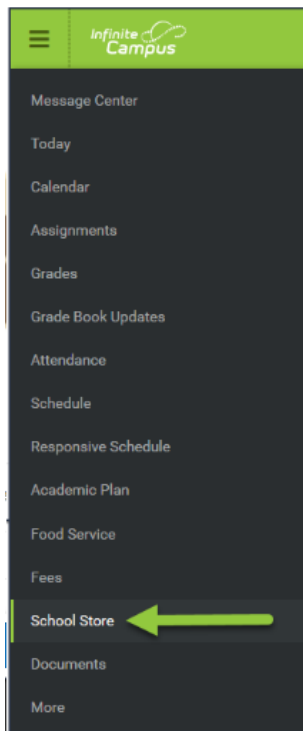
Activity Registration

Activity Registration is where you can see the activities for which your student is registered, the option purchased, and any associated forms. To be considered "registered," the activity fee must be paid. The Activity Registration area in the portal includes a link to the School Store where users can register for activities



School Store

The School Store is where you can select Booster membership, spirit wear, purchase school supplies, pay for activity fees, tickets to game or make donations. Every School Store is unique and the items available for purchase may be different at every school.



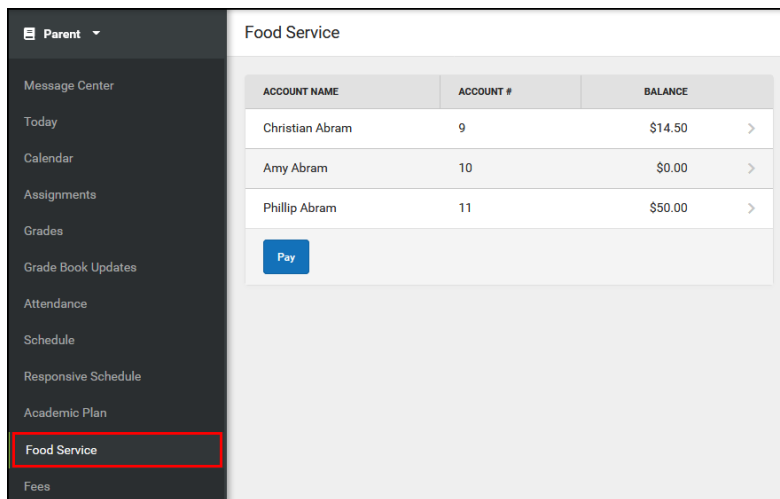
Campus Student Portal

Food Service in the Campus Student

The **Food Service** tool allows you to see what meals and food items were purchased as well as add money to your Food Service account.

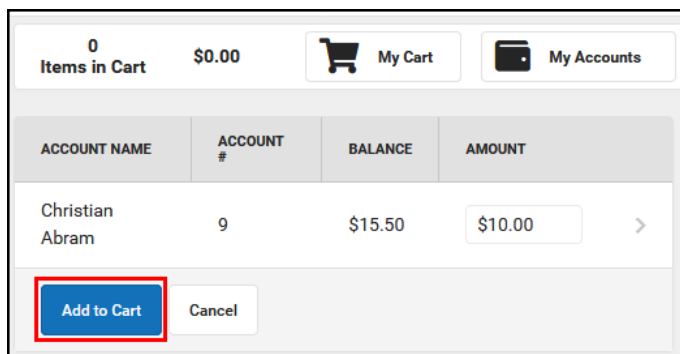
Where do I go to view and add money to my Food Service Account?

The Food Service tool is available in the outline on the left.



How do I add money to my Food Service account?

- Select **Pay**.
- Enter the amount you want to add in the **Amount** field. If a box is not available for you to enter an amount, your account may not be active and you may need to contact your school.
- Select **Add to Cart**.



Campus Student Portal

- Select **My Cart**. The Checkout Screen displays.
- Select the **Payment Method** you want to use and enter an **Email Address for Receipt** (*optional*).
- Select **Submit Payment**