



College Board Opportunity Scholarships—*Apply to Colleges*

**Classroom Guidance Series for
Counselors**



Today, we will cover the following ...

01 Review Apply to Colleges

02 Student Dashboard

Overview of the Apply to Colleges Step

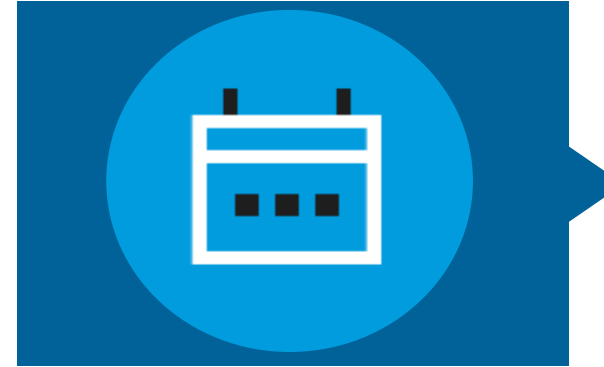
\$500 Scholarships

Drawings are random and take place at the end of February.



Monthly Winners

300 scholarships awarded in February for applying to colleges.



Awards in February

Seniors can earn entries from October through February. Drawings will take place at the end of February only.

How to Enter

Students must apply to two or more colleges and then confirm they have submitted their applications on their My Action Plan page.

At least one half of the scholarships will be awarded to students from families with incomes of \$60,000 or less.

Video: Apply to Colleges

<https://www.youtube.com/watch?v=tGOsXE5DFE8&feature=youtu.be>

Scholarship Tip: Apply to Colleges for a Chance to Earn \$500 for College

Strong college list

- ① Ivy Tech
- ② Mountain University
- ③ West Coast College
- ④ Middle State University
- ⑤ Big City University
- ⑥ Valley Community College

3 Reach Colleges

2 Match Colleges

1 Safety College

Four Simple Steps to the Apply to Colleges Step



Apply to at least two colleges



Go to My Action Plan and select “Get started” under Apply to Colleges



Enter at least two colleges and select “Submit Colleges”



Select “Yes, I applied here”



Step One: Apply to at least two colleges

Students must apply to at least two colleges either through the Common App, the Coalition App, or directly through the college's website.

The screenshot shows the 'Application Submission' page for Georgia State University. The top navigation bar includes 'Dashboard', 'My Colleges', 'Common App', 'College Search', and 'Financial Aid Resources'. The left sidebar shows 'My Colleges' with 'Emory University' and 'Georgia State University' listed. The main content area is titled 'Application Submission' and contains the following text: 'You are ready to review and submit your application to Georgia State University! The submission process includes the following steps: 1 Review your application, 2 Pay the application fee (if not waived), 3 Submit your application.' Below this is an information box: 'Application payment will take you to a secure, third-party payment service. Once you have paid the application fee, you must return to the Common App. Your application will not be submitted until you complete your signature and confirmation.' Further down, it states: 'Georgia State University does not require submission of the Personal Essay with your Common Application, but you may submit the Personal Essay to any college. Please indicate whether or not you wish to include your essay with your application to this college. *' with two radio button options: 'Yes, include my personal essay.' (selected) and 'No, do not include my personal essay.' At the bottom right, a blue 'Review and Submit' button is circled in red. On the right side, there is an 'Instructions and Help' section with a link to 'What are the hours for student chat?' and a 'Read more' link.

Step Two: My Action Plan

After applying to at least two colleges, students should open their My Action Plan.

When students select My Action Plan, they will see each step.

Click “Get started” under “Apply to colleges.”

Opportunity Scholarships Home My Action Plan My Achievements Scholarship Details Official Rules FAQ More

Build Your College List Completed \$500

Practice for the SAT Get started \$500

Explore Scholarships July 2021 \$500

Strengthen Your College List July 2021 \$500

Complete the FAFSA October 2021 \$500

Apply to Colleges October 2021 \$500

Complete Your Journey Complete All Six \$40,000

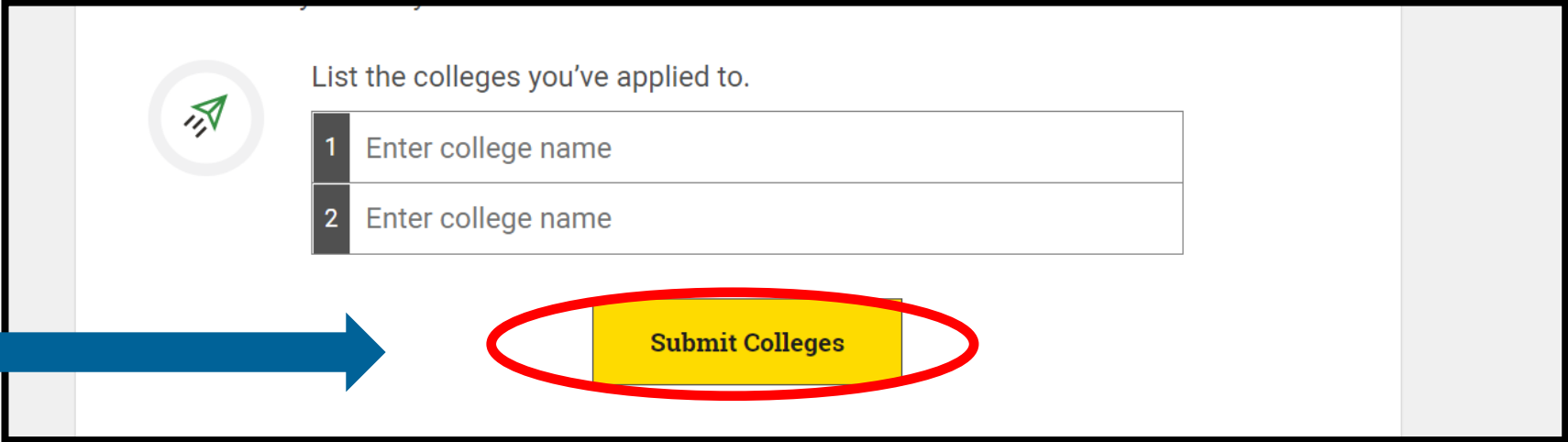
Build Your College List
Create a college list on BigFuture with at least six colleges for a chance to earn a \$500 scholarship.
You've completed the actions for this scholarship!

Practice for the SAT
Complete at least one Timed Mini Section (if you have a SAT/PSAT score) or one Diagnostic Quiz (if you don't have a test score) on Official SAT® Practice on Khan Academy for a chance to earn a \$500 scholarship.
Deadline: October 31
Practice activity is updated within 24 hours.

Are you eligible for additional scholarship entries?
We award half of all scholarships to students from low or middle income families.
Is your annual family income less than \$60,000 OR do you qualify for a fee waiver?
 Yes
 No
Submit

Step Three: Enter College Names

Enter the names of two colleges for which you have submitted applications.

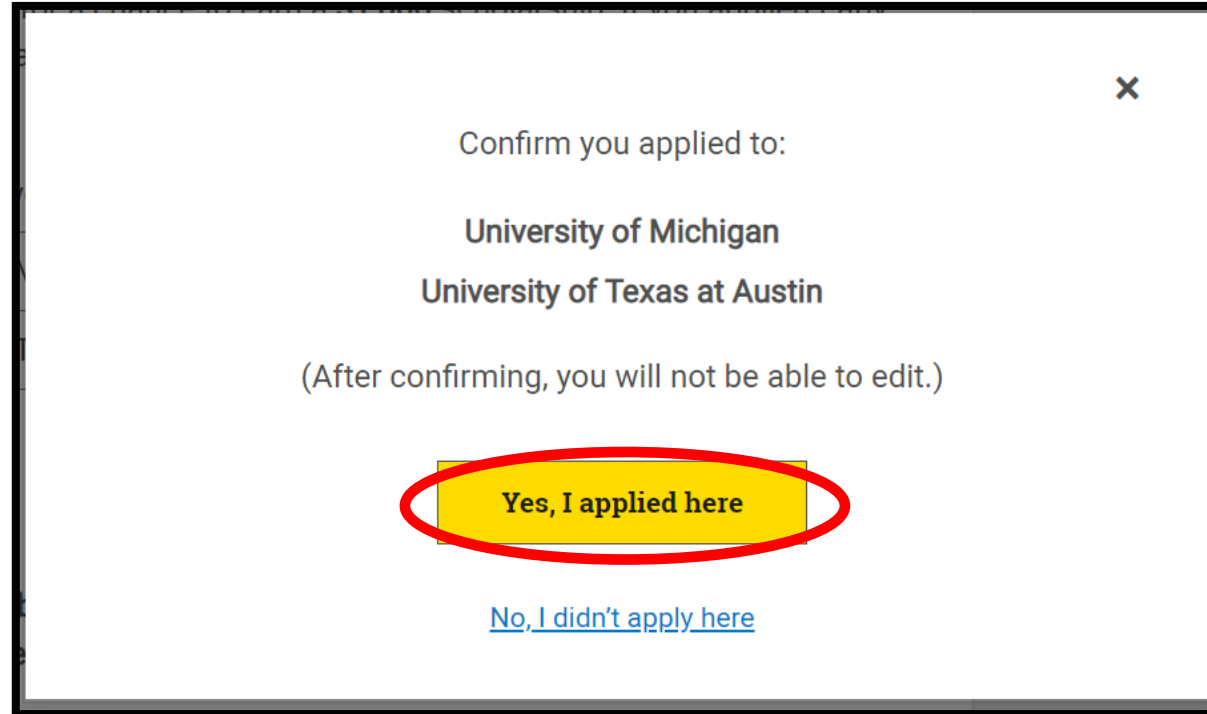


The screenshot shows a web interface for entering college names. On the left, there is a circular icon containing a green paper airplane. To the right of the icon, the text reads "List the colleges you've applied to." Below this text are two input fields, each with a dark grey number on the left and the placeholder text "Enter college name". The first field is labeled "1" and the second is labeled "2". Below the input fields is a yellow button with the text "Submit Colleges". A blue arrow points from the left towards the "Submit Colleges" button, and a red oval highlights the button.

To submit your colleges, click the yellow box.

Step Four: Confirmation

To confirm you have entered the correct colleges and submit this step, click “Yes, I applied here.”



A confirmation dialog box with a close button (X) in the top right corner. The text inside reads: "Confirm you applied to:", followed by "University of Michigan" and "University of Texas at Austin" on separate lines. Below this is the text "(After confirming, you will not be able to edit.)". At the bottom, there are two buttons: a yellow button with the text "Yes, I applied here" which is circled in red, and a blue link-style button with the text "No, I didn't apply here".

Confirmation of entry

Once a student submits their confirmation, their My Action Plan will update with a check mark confirming their entry for this action.



Entries earned: 1		
List the colleges you've applied to.		
1	University of Georgia	✓
2	Georgia State University	✓

Congratulations!

You Have Completed Entry into the Apply for Colleges Step!