



Welcome to  
Hilltop  
Elementary  
Kindergarten

2020-21



# Goals of our Meeting Today

We want to ...

- put you at ease.
- begin a journey of two-way communication.
- make sure you know that you, are part of our school community.
- share about Kindergarten.
- share about remote learning.
- answer questions.

# Who are we?

**Melissa Somoza – Principal**

**Bonnie Sheehan - Student Coordinator**

**Charla Reid - Office Manager**

**Michelle Howell - Office Support**

## Kindergarten Teachers:

Shana Dumo, Erin Smith,  
Kristina Parkhurst, Erin Schomburg,  
Kim Swartz and  
Adrianna Christiansen






# Who are you?

Raise your hand if:

- First child ever in school?
- First child at Hilltop?
- First child in school in a LOOOONG time?
- You are one of are current families?



A decorative background on the left side of the slide featuring a cluster of colorful hands in various colors (red, blue, green, yellow, orange) and orientations, some with spiral patterns on the palms.

# WaKids Family Connection Meetings - a time for your family to meet the teacher on September 10, 11, 12, 15th...

- Aprox. 25 minutes
- We will ask questions about your child.
- We will share more about learning at Hilltop this year.
- You can share about your child.

WaKids is a state funded program to help get kids a strong start to Kindergarten through teacher training, family connection meetings, Jump Start funding, and a Kindergarten readiness assessment.



# Supplies & Curbside Pickup

Need school supplies?

September 10th- Tomorrow

Noon-3:00

Chromebooks

Bag of Supplies- keep supplies in bag  
until the Family Connection Meeting.



The background features a light green gradient with a decorative border of colorful handprints in various colors (red, blue, green, yellow, orange) and patterns. On the right side, there is a stylized tree where the branches are formed by numerous colorful handprints. The bottom of the image shows a strip of green grass.

# First Day of Kindergarten is Monday, September 14th @ 9:00 on Zoom

- Computers plugged in.
- Set a location for your child to be at a table.
- Use the bathroom, get dressed and eat breakfast before 8:45.
- Help your student login.
- Logon by 8:55.
- Help your child find the mute and unmute button.

The background features a light green gradient with a pattern of colorful hands in various colors (red, blue, yellow, green, orange) scattered across the left side. In the bottom right corner, there is a stylized tree where the trunk is a brown hand and the canopy is composed of many smaller, colorful hands. The overall theme is community and diversity.

# Typical Daily Schedule

8:30 Classroom Doors Open

Kids enter start morning routine.

8:40 Instruction Begins

10:15 Morning Recess

10:35 Instruction

11:55 Lunch followed by recess

12:40 Instruction & Special Classes

(PE and Music - 2 times/week, Library -1 time/week)

3:10 Dismissal



# Kindergarten Weekly Schedule (first two weeks\*)

The first week of school, we will not be doing phonics, so we will be ending at or before 11:00. The second week of school we will add an extra content area and 30 more minutes of learning. The boxes shaded yellow, means that you will log on to Zoom to participate.

\*Until September 22nd, then there will be a slow ramp up of afternoon material.

	Monday	Tuesday	Wednesday	Thursday	Friday
9:00-9:30	Morning Meeting and routines	Morning Meeting and routines	Assignments through Seesaw	Morning Meeting and routines	Morning Meeting and routines
9:30-9:40	Snack Break	Snack Break	--	Snack Break	Snack Break
9:40-9:55	Read A-Loud	Read A-Loud	--	Read A-Loud	Read A-Loud
9:55-10:45	Small Group Activity	Small Group Activity	--	Small Group Activity	Small Group Activity
10:45-11:00	Student Share	Student Share	--	Student Share	Student Share
11:00-11:30	Phonics	Phonics	--	Phonics	Phonics

	Monday	Tuesday	Wednesday	Thursday	Friday
<b>8:45 – 9:00</b>	Independent Learning Time	Independent Learning Time	Independent Learning Time	Independent Learning Time	Independent Learning Time
<b>9:00 – 10:15</b>	Synchronous Learning with Teachers	Synchronous Learning with Teachers		Synchronous Learning with Teachers	Synchronous Learning with Teachers
<b>10:15 – 11:00</b>	Small Group / Individual Support / Independent Work Time	Small Group / Individual Support / Independent Work Time		Small Group / Individual Support / Independent Work Time	Small Group / Individual Support / Independent Work Time
<b>11:00 – 11:30</b>	Independent Learning Time	Independent Learning Time		Independent Learning Time	Independent Learning Time
<b>11:30 – 12:00</b>	Lunch Break	Lunch Break	Lunch Break	Lunch Break	Lunch Break
<b>12:00 – 12:15</b>	Recess	Recess	Recess	Recess	Recess
<b>12:15 – 1:00</b>	Independent Reading/Work Time	Independent Reading/Work Time	Independent Learning Time** Teacher Office Hours 1:30 – 3:00	Independent Reading/Work Time	Independent Reading/Work Time
<b>1:00 – 2:00</b>	Synchronous Learning with Teachers	Synchronous Learning with Teachers		Synchronous Learning with Teachers	Synchronous Learning with Teachers
<b>2:00 – 2:45</b>	Small Group / Individual Support / Independent Work Time	Small Group / Individual Support / Independent Work Time		Small Group / Individual Support / Independent Work Time	Small Group / Individual Support / Independent Work Time
<b>2:45 – 3:30</b>	Independent Learning Time	Independent Learning Time		Independent Learning Time	Independent Learning Time



# How to Login to the Chromebook

Option #1: When prompted for a password, point the Clever QR Code at the camera. (Top of the Screen)

Option #2: If this doesn't work, call the office or email your teacher to ask for your student's email (Login name.)  
PW: First 4 letters of last name (lowercase)+MMDDYYYY



# How to Login to Zoom

For PreK-2 students, Seesaw will serve as the homebase for finding schedules, lessons, assignments, feedback, links to Zoom meetings, and teacher/student messaging. [Click here for tutorials on how to access and navigate Seesaw.](#)


# Specialists

Music- Linda Shatto

PE- Jason Mauch

Library- Deborah Fournier





# How to help your child have a great Kindergarten year

- Read, Read, Read
- Count, Count, Count
- Talk, Talk, Talk
  
- Communicate with us about good news, worries, concerns and any changes in your child's life.
  
- Talk positively about school with your kids.



# How to help your child have a great Kindergarten year

Help them be independent ...  
teach them to wipe, change clothes,  
open containers, ask questions.

Tell your child to listen and talk kindly to the adults and kids at school.

Maintain consistent routines:  
bedtime, breakfast, screen time  
look through backpack, etc.



# Free Meals

Thursdays 11:45-12:45

Pick up seven days of breakfast  
and lunches at Hilltop.








# Who Do I Contact?

## Email Teacher for:

What's happening in class?  
Did this really happen?  
Heads up!  
Concerns or questions

## Call Office Staff for:

Attendance  
Health issues or questions  
School events





# How to Contact Us

425.431.7604 main office

425-431-7600 for attendance messages

Your child's teacher – can be emailed through our school Website.

- [SomozaM341@edmonds.wednet.edu](mailto:SomozaM341@edmonds.wednet.edu)

[SheehanB@Edmonds.wednet.edu](mailto:SheehanB@Edmonds.wednet.edu)

Student Technical Support: 425-431-1211

[techsupport@edmonds15.org](mailto:techsupport@edmonds15.org)







# Contact Us

425.431.7604 main office

425-431-7600 for attendance messages

Your child's teacher – can be emailed through our school Website.

- [SomozaM341@edmonds.wednet.edu](mailto:SomozaM341@edmonds.wednet.edu)

- [SheehanB@Edmonds.wednet.edu](mailto:SheehanB@Edmonds.wednet.edu)

Student Technical Support: 425-431-1211

[techsupport@edmonds15.org](mailto:techsupport@edmonds15.org)



**Please join the PTSA!**

*They do so much for  
our students!*





Questions?

