


**FINAL GENERAL FUND BUDGET**

Fiscal Year 2022-2023

General Fund Budget Approval

Date of Adoption of the General Fund Budget: 06/30/2022

  
\_\_\_\_\_  
President of the Board - Original Signature Required


Date

6/30/22

  
\_\_\_\_\_  
Secretary of the Board - Original Signature Required

Date

6/30/22

  
\_\_\_\_\_  
Chief School Administrator - Original Signature Required

Date

6/30/22

Michael Taylor

(215)723-6061

Extn :10210

Contact Person

Telephone

Extension

mtaylor@soudertonsd.org

Email Address

**CERTIFICATION OF ESTIMATED ENDING FUND BALANCE  
FROM 2022-2023 GENERAL FUND BUDGET**

24 PS 6-688

(10/2010)

SCHOOL DISTRICT : Souderton Area SD	COUNTY : Montgomery	AUN : 123467103
--	------------------------	--------------------

No school district shall approve an increase in real property taxes unless it has adopted a budget that includes an estimated, ending unreserved undesignated fund balance (unassigned) less than the specified percentage of its total budgeted expenditures:

Total Budgeted Expenditures	Fund Balance % Limit (less than)
Less Than or Equal to \$11,999,999	12.0%
Between \$12,000,000 and \$12,999,999	11.5%
Between \$13,000,000 and \$13,999,999	11.0%
Between \$14,000,000 and \$14,999,999	10.5%
Between \$15,000,000 and \$15,999,999	10.0%
Between \$16,000,000 and \$16,999,999	9.5%
Between \$17,000,000 and \$17,999,999	9.0%
Between \$18,000,000 and \$18,999,999	8.5%
Greater Than or Equal to \$19,000,000	8.0%

Did you raise property taxes in SY 2022-2023 (compared to 2021-2022) ?

Yes ☒  
No ☐


If yes, see information below, taken from the 2022-2023 General Fund Budget.

Total Budgeted Expenditures	\$142106340
Ending Unassigned Fund Balance	\$9276476
Ending Unassigned Fund Balance as a percentage (%) of Total Budgeted Expenditures	6.52%

The Estimated Ending Unassigned Fund Balance is within the allowable limits.

Yes ☒  
No ☐

I hereby certify that the above information is accurate and complete.

SIGNATURE OF SUPERINTENDENT 	DATE 6/30/22
--	-----------------

DUE DATE: AUGUST 15, 2022

**CERTIFICATION OF USE OF PDE-2028  
FOR PUBLIC INSPECTION OF 2022-2023 PROPOSED BUDGET**


24 PS 6-687(a)(1)

(03/2006)

<b>School District Name :</b> Souderton Area SD	<b>County :</b> Montgomery	<b>AUN Number :</b> 123467103
--	-------------------------------	----------------------------------

Section 687(a)(1) of the School Code requires the president of the board of school directors of each school district to certify to the Department of Education that the proposed budget was prepared, presented and will be made available for public inspection using the uniform form prepared and furnished by the Department of Education.

I hereby certify that the above information is accurate and complete.

<b>SIGNATURE OF SCHOOL BOARD PRESIDENT</b> 	<b>DATE</b> 4-28-2022
---	--------------------------

**DUE DATE:**

**IMMEDIATELY FOLLOWING  
ADOPTION OF PROPOSED  
FINAL GENERAL FUND BUDGET**

<u>Val Number</u>	<u>Description</u>	<u>Justification</u>
8060	Ending Fund Balance Entry and Budgetary Reserve: If 5900 Budgetary Reserve is not equal to 0, a justification must be entered below.	Used for reserves and unforeseen expenditures.
8080	Ending Fund Balance Entry and Budgetary Reserve: If 0850 Estimated Ending Unassigned Fund Balance is not equal to 0, a justification must be entered below.	Used for reserves and unforeseen expenditures.
8150	Ending Fund Balance Entry and Budgetary Reserve: If 0830 Committed Fund Balance is not equal to 0, a justification must be entered below.	Used for reserves and unforeseen expenditures.

<u>ITEM</u>	<u>AMOUNTS</u>	
<b>Estimated Beginning Unreserved Fund Balance Available for Appropriation and Reserves Scheduled For Liquidation During The Fiscal Year</b>		
0810 Nonspendable Fund Balance	179,841	
0820 Restricted Fund Balance	192,087	
0830 Committed Fund Balance	1,000,000	
0840 Assigned Fund Balance		
0850 Unassigned Fund Balance	11,507,812	
<b>Total Estimated Beginning Unreserved Fund Balance Available for Appropriation and Reserves Scheduled For Liquidation During The Fiscal Year</b>		<b><u>\$12,507,812</u></b>
<b>Estimated Revenues And Other Financing Sources</b>		
6000 Revenue from Local Sources	103,999,949	
7000 Revenue from State Sources	34,045,431	
8000 Revenue from Federal Sources	1,917,407	
9000 Other Financing Sources	12,500	
<b>Total Estimated Revenues And Other Financing Sources</b>		<b><u>\$139,975,287</u></b>
<b>Total Estimated Fund Balance, Revenues, and Other Financing Sources Available for Appropriation</b>		<b><u>\$152,483,099</u></b>

LEA : 123467103     Souderton Area SD

	<u>Amount</u>
<b>REVENUE FROM LOCAL SOURCES</b>	
6111 Current Real Estate Taxes	86,837,334
6112 Interim Real Estate Taxes	636,105
6113 Public Utility Realty Taxes	90,000
6114 Payments in Lieu of Current Taxes - State / Local	340,000
6120 Current Per Capita Taxes, Section 679	141,700
6140 Current Act 511 Taxes - Flat Rate Assessments	141,700
6150 Current Act 511 Taxes - Proportional Assessments	10,700,000
6400 Delinquencies on Taxes Levied / Assessed by the LEA	950,000
6500 Earnings on Investments	400,000
6700 Revenues from LEA Activities	651,900
6800 Revenues from Intermediary Sources / Pass-Through Funds	1,242,400
6910 Rentals	130,000
6920 Contributions and Donations from Private Sources	112,081
6940 Tuition from Patrons	297,500
6960 Services Provided Other Local Governmental Units / LEAs	115,000
6980 Revenue from Community Services Activities	515,500
6990 Refunds and Other Miscellaneous Revenue	698,729
<b>REVENUE FROM LOCAL SOURCES</b>	<b>\$103,999,949</b>
<b>REVENUE FROM STATE SOURCES</b>	
7111 Basic Education Funding-Formula	10,937,309
7112 Basic Education Funding-Social Security	2,222,926
7160 Tuition for Orphans Subsidy	250,000
7271 Special Education funds for School-Aged Pupils	3,657,063
7311 Pupil Transportation Subsidy	1,928,550
7312 Nonpublic and Charter School Pupil Transportation Subsidy	338,800
7320 Rental and Sinking Fund Payments / Building Reimbursement Subsidy	799,368
7330 Health Services (Medical, Dental, Nurse, Act 25)	124,000
7340 State Property Tax Reduction Allocation	2,818,508
7505 Ready to Learn Block Grant	524,477
7820 State Share of Retirement Contributions	10,444,430
<b>REVENUE FROM STATE SOURCES</b>	<b>\$34,045,431</b>
<b>REVENUE FROM FEDERAL SOURCES</b>	
8514 NCLB, Title I - Improving the Academic Achievement of the Disadvantaged	370,992
8515 NCLB, Title II - Preparing, Training and Recruiting High Quality Teachers and Principals	115,975



	<u>Amount</u>
<b>REVENUE FROM FEDERAL SOURCES</b>	
8516 NCLB, Title III - Language Instruction for Limited English Proficient and Immigrant Students	66,634
8517 NCLB, Title IV - 21st Century Schools	32,624
8744 ARP ESSER - Elementary and Secondary School Emergency Relief Fund	1,076,182
8810 School-Based Access Medicaid Reimbursement Program (SBAP) Reimbursements (Access)	250,000
8820 Medical Assistance Reimbursement for Administrative Claiming (Quarterly) Program	5,000
<b>REVENUE FROM FEDERAL SOURCES</b>	<b>\$1,917,407</b>
<b>OTHER FINANCING SOURCES</b>	
9400 Sale of or Compensation for Loss of Fixed Assets	2,500
9900 Other Financing Sources Not Listed Elsewhere in the 9000 Series	10,000
<b>OTHER FINANCING SOURCES</b>	<b>\$12,500</b>
<b>TOTAL ESTIMATED REVENUES AND OTHER SOURCES</b>	<b>139,975,287</b>

Act 1 Index (current): 3.4%

Calculation Method: Rate Section 672.1 Method Choice: (a)(2)

Approx. Tax Revenue from RE Taxes:	\$86,837,334		
Amount of Tax Relief for Homestead Exclusions	<u>\$2,818,508</u>		
Total Approx. Tax Revenue:	\$89,655,842		
Approx. Tax Levy for Tax Rate Calculation:	\$92,341,533		
	Bucks	Montgomery	Total
2021-22 Data			
a. Assessed Value	\$89,948,530	\$2,833,895,775	\$2,923,844,305
b. Real Estate Mills	30.5837	30.5837	30.5837
I. 2022-23 Data			
c. 2020 STEB Market Value	\$143,806,408	\$4,511,304,781	\$4,655,111,189
d. Assessed Value	\$89,482,660	\$2,847,588,995	\$2,937,071,655
e. Assessed Value of New Constr/ Renov	\$0	\$0	\$0
2021-22 Calculations			
f. 2021-22 Tax Levy	\$2,750,959	\$86,671,018	\$89,421,977
(a * b)			
2022-23 Calculations			
g. Percent of Total Market Value	3.08922%	96.91078%	100.00000%
h. Rebalanced 2021-22 Tax Levy			\$89,421,977
(f Total * g)			
i. Base Mills Subject to Index	30.5837	30.5837	30.5837
(h / a * 1000) if no reassessment			
(h / (d-e) * 1000) if reassessment			
Calculation of Tax Rates and Levies Generated			
j. Weighted Avg. Collection Percentage	97.00000%	97.00000%	97.00000%
k. Tax Levy Needed			\$92,341,533
(Approx. Tax Levy * g)			
I. 2022-23 Real Estate Tax Rate	31.4400	31.4400	31.4400
(k / d * 1000)			
III. m. Tax Levy Generated by Mills	\$2,813,335	\$89,528,198	\$92,341,533
(l / 1000 * d)			
n. Tax Levy minus Tax Relief for Homestead Exclusions			\$89,523,025
(m - Amount of Tax Relief for Homestead Exclusions)			
o. Net Tax Revenue Generated By Mills			\$86,837,334
(n * Est. Pct. Collection)			



Act 1 Index (current): 3.4%

Calculation Method: Rate Section 672.1 Method Choice: (a)(2)

Approx. Tax Revenue from RE Taxes: \$86,837,334

Amount of Tax Relief for Homestead Exclusions \$2,818,508

Total Approx. Tax Revenue: \$89,655,842

Approx. Tax Levy for Tax Rate Calculation: \$92,341,533

	Bucks	Montgomery	Total
Index Maximums			
p. Maximum Mills Based On Index (i * (1 + Index))	31.6235	31.6235	31.6235
q. Mills In Excess of Index (if (l > p), (l - p))	0.0000	0.0000	
r. Maximum Tax Levy Based On Index (p / 1000 * d)	\$2,829,755	\$90,050,731	\$92,880,486
IV. s. Millage Rate within Index? (If l > p Then No)	Yes	Yes	
t. Tax Levy In Excess of Index (if (m > r), (m - r))	\$0	\$0	\$0
u. Tax Revenue In Excess of Index (t * Est. Pct. Collection)	\$0	\$0	\$0

Information Related to Property Tax Relief			
V. Assessed Value Exclusion per Homestead	\$8,179.00	\$8,179.00	
Number of Homestead/Farmstead Properties	402	10538	10940
Median Assessed Value of Homestead Properties			\$157,380

Act 1 Index (current): 3.4%

Calculation Method: Rate Section 672.1 Method Choice: (a)(2)

Approx. Tax Revenue from RE Taxes:	\$86,837,334
Amount of Tax Relief for Homestead Exclusions	<u>\$2,818,508</u>
Total Approx. Tax Revenue:	\$89,655,842
Approx. Tax Levy for Tax Rate Calculation:	\$92,341,533

	Bucks	Montgomery		Total
<hr/>				
State Property Tax Reduction Allocation used for: Homestead Exclusions		\$2,818,508	Lowering RE Tax Rate	\$0
Prior Year State Property Tax Reduction Allocation used for: Homestead Exclusions		\$0		\$0
Amount of Tax Relief from State/Local Sources				\$2,818,508

2022-2023 Final General Fund Budget				Local Education Agency Tax Data				
LEA : 123467103     Souderton Area SD				REAL ESTATE, PER CAPITA (SEC. 679), EIT/PIT (ACT 1), LOCAL ENABLING (ACT 511				
Printed 6/30/2022 4:06:34 PM				Page - 1 of 1				
CODE								
6111 <u>Current Real Estate Taxes</u>								
<u>County Name</u>	<u>Taxable Assessed Value</u>	<u>Real Estate Mills</u>	<u>Tax Levy Generated by Mills</u>	<u>Amount of Tax Relief for Homestead Exclusions</u>	<u>Tax Levy Minus Homestead Exclusions</u>	<u>Percent Collected</u>	<u>Net Tax Revenue Generated By Mills</u>	
Bucks	89,482,660	31.4400	2,813,335			97.00000%		
Montgomery	2,847,588,995	31.4400	89,528,198			97.00000%		
Totals:	2,937,071,655		92,341,533	-	2,818,508	=	89,523,025	
					X	97.00000%	=	86,837,334
				<u>Rate</u>	<u>Estimated Revenue</u>			
6120	<u>Current Per Capita Taxes, Section 679</u>			\$5.00	141,700			
6140	<u>Current Act 511 Taxes– Flat Rate Assessments</u>			<u>Rate</u>	<u>Add'l Rate (if appl.)</u>	<u>Tax Levy</u>	<u>Estimated Revenue</u>	
6141	Current Act 511 Per Capita Taxes			\$5.00	\$0.00	141,700	141,700	
6142	Current Act 511 Occupation Taxes – Flat Rate			\$0.00	\$0.00	0	0	
6143	Current Act 511 Local Services Taxes			\$0.00	\$0.00	0	0	
6144	Current Act 511 Trailer Taxes			\$0.00	\$0.00	0	0	
6145	Current Act 511 Business Privilege Taxes – Flat Rate			\$0.00	\$0.00	0	0	
6146	Current Act 511 Mechanical Device Taxes– Flat Rate			\$0.00	\$0.00	0	0	
6149	Current Act 511 Taxes, Other Flat Rate Assessments			\$0.00	\$0.00	0	0	
Total    Current Act 511 Taxes– Flat Rate Assessments						141,700	141,700	
6150	<u>Current Act 511 Taxes– Proportional Assessments</u>			<u>Rate</u>	<u>Add'l Rate (if appl.)</u>	<u>Tax Levy</u>	<u>Estimated Revenue</u>	
6151	Current Act 511 Earned Income Taxes			0.500%	0.000%	9,000,000	9,000,000	
6152	Current Act 511 Occupation Taxes			0.000	0.000	0	0	
6153	Current Act 511 Real Estate Transfer Taxes			0.500%	0.000%	1,700,000	1,700,000	
6154	Current Act 511 Amusement Taxes			0.000%	0.000%	0	0	
6155	Current Act 511 Business Privilege Taxes			0.000	0.000	0	0	
6156	Current Act 511 Mechanical Device Taxes– Percentage			0.000%	0.000%	0	0	
6157	Current Act 511 Mercantile Taxes			0.000	0.000	0	0	
6159	Current Act 511 Taxes, Other Proportional Assessments			0	0	0	0	
Total    Current Act 511 Taxes– Proportional Assessments						10,700,000	10,700,000	
Total Act 511, Current Taxes							10,841,700	
Act 511 Tax Limit    -->				4,655,111,189	X	12	55,861,334	
				Market Value		Mills	(511 Limit)	

Tax Function	Description	Tax Rate Charged in:		Percent Change in Rate	Less than or equal to Index	Index	Additional Tax Rate Charged in:		Percent Change in Rate	Less than or equal to Index
		2021-22 (Rebalanced)	2022-23				2021-22 (Rebalanced)	2022-23		
6111	<u>Current Real Estate Taxes</u>									
	Bucks	30.5837	31.4400	2.80%	Yes	3.4%				
	Montgomery	30.5837	31.4400	2.80%	Yes	3.4%				
6120	Current Per Capita Taxes, Section 679	\$5.00	\$5.00	0.00%	Yes	3.4%				
	<u>Current Act 511 Taxes– Flat Rate Assessments</u>									
6141	Current Act 511 Per Capita Taxes	\$5.00	\$5.00	0.00%	Yes	3.4%				
	<u>Current Act 511 Taxes– Proportional Assessments</u>									
6151	Current Act 511 Earned Income Taxes	0.500%	0.500%	0.00%	Yes	3.4%				
6153	Current Act 511 Real Estate Transfer Taxes	0.500%	0.500%	0.00%	Yes	3.4%				

LEA : 123467103     Souderton Area SD

Printed 6/30/2022 4:06:37 PM

<u>Description</u>	<u>Amount</u>
<b>1000 Instruction</b>	
1100 Regular Programs - Elementary / Secondary	60,810,467
1200 Special Programs - Elementary / Secondary	23,770,155
1300 Vocational Education	1,666,244
1400 Other Instructional Programs - Elementary / Secondary	610,344
1600 Adult Education Programs	160,686
<b>Total Instruction</b>	<b>\$87,017,896</b>
<b>2000 Support Services</b>	
2100 Support Services - Students	5,731,888
2200 Support Services - Instructional Staff	5,150,173
2300 Support Services - Administration	6,002,107
2400 Support Services - Pupil Health	1,466,021
2500 Support Services - Business	1,068,093
2600 Operation and Maintenance of Plant Services	10,363,033
2700 Student Transportation Services	7,903,630
2800 Support Services - Central	3,239,399
2900 Other Support Services	82,575
<b>Total Support Services</b>	<b>\$41,006,919</b>
<b>3000 Operation of Non-Instructional Services</b>	
3200 Student Activities	1,858,311
3400 Scholarships and Awards	32,500
<b>Total Operation of Non-Instructional Services</b>	<b>\$1,890,811</b>
<b>4000 Facilities Acquisition, Construction and Improvement Services</b>	
4000 Facilities Acquisition, Construction and Improvement Services	96,200
<b>Total Facilities Acquisition, Construction and Improvement Services</b>	<b>\$96,200</b>
<b>5000 Other Expenditures and Financing Uses</b>	
5100 Debt Service / Other Expenditures and Financing Uses	11,094,514
5900 Budgetary Reserve	1,000,000
<b>Total Other Expenditures and Financing Uses</b>	<b>\$12,094,514</b>
<b>Total Estimated Expenditures and Other Financing Uses</b>	<b>\$142,106,340</b>

LEA : 123467103     Souderton Area SD

Printed 6/30/2022 4:06:38 PM

<u>Description</u>		<u>Amount</u>
<b>1000 Instruction</b>		
<b>1100 <u>Regular Programs - Elementary / Secondary</u></b>		
100 Personnel Services - Salaries		33,382,136
200 Personnel Services - Employee Benefits		20,106,381
300 Purchased Professional and Technical Services		170,100
400 Purchased Property Services		8,500
500 Other Purchased Services		4,510,325
600 Supplies		2,630,375
700 Property		2,500
800 Other Objects		150
<b>Total Regular Programs - Elementary / Secondary</b>		<b>\$60,810,467</b>
<b>1200 <u>Special Programs - Elementary / Secondary</u></b>		
100 Personnel Services - Salaries		10,292,085
200 Personnel Services - Employee Benefits		6,113,644
300 Purchased Professional and Technical Services		2,751,405
400 Purchased Property Services		650
500 Other Purchased Services		4,426,271
600 Supplies		181,700
700 Property		3,700
800 Other Objects		700
<b>Total Special Programs - Elementary / Secondary</b>		<b>\$23,770,155</b>
<b>1300 <u>Vocational Education</u></b>		
500 Other Purchased Services		1,666,244
<b>Total Vocational Education</b>		<b>\$1,666,244</b>
<b>1400 <u>Other Instructional Programs - Elementary / Secondary</u></b>		
100 Personnel Services - Salaries		192,431
200 Personnel Services - Employee Benefits		50,463
300 Purchased Professional and Technical Services		272,750
500 Other Purchased Services		43,700
600 Supplies		39,000
800 Other Objects		12,000
<b>Total Other Instructional Programs - Elementary / Secondary</b>		<b>\$610,344</b>
<b>1600 <u>Adult Education Programs</u></b>		
100 Personnel Services - Salaries		70,432
200 Personnel Services - Employee Benefits		25,554
300 Purchased Professional and Technical Services		31,000
500 Other Purchased Services		29,200
600 Supplies		500
800 Other Objects		4,000
<b>Total Adult Education Programs</b>		<b>\$160,686</b>
<b>Total Instruction</b>		<b>\$87,017,896</b>
<b>2000 Support Services</b>		
<b>2100 <u>Support Services - Students</u></b>		
100 Personnel Services - Salaries		2,944,165

LEA : 123467103     Souderton Area SD

Printed 6/30/2022 4:06:38 PM

<u>Description</u>		<u>Amount</u>
200	Personnel Services - Employee Benefits	1,768,732
300	Purchased Professional and Technical Services	768,820
500	Other Purchased Services	3,750
600	Supplies	152,421
800	Other Objects	94,000
<b>Total Support Services - Students</b>		<b>\$5,731,888</b>
<b>2200 <u>Support Services - Instructional Staff</u></b>		
100	Personnel Services - Salaries	2,624,146
200	Personnel Services - Employee Benefits	1,780,589
300	Purchased Professional and Technical Services	24,000
400	Purchased Property Services	73,000
500	Other Purchased Services	10,450
600	Supplies	595,488
700	Property	37,500
800	Other Objects	5,000
<b>Total Support Services - Instructional Staff</b>		<b>\$5,150,173</b>
<b>2300 <u>Support Services - Administration</u></b>		
100	Personnel Services - Salaries	3,136,229
200	Personnel Services - Employee Benefits	1,964,558
300	Purchased Professional and Technical Services	381,230
400	Purchased Property Services	45,575
500	Other Purchased Services	208,090
600	Supplies	59,025
800	Other Objects	207,400
<b>Total Support Services - Administration</b>		<b>\$6,002,107</b>
<b>2400 <u>Support Services - Pupil Health</u></b>		
100	Personnel Services - Salaries	837,992
200	Personnel Services - Employee Benefits	523,724
300	Purchased Professional and Technical Services	78,250
400	Purchased Property Services	855
500	Other Purchased Services	400
600	Supplies	24,800
<b>Total Support Services - Pupil Health</b>		<b>\$1,466,021</b>
<b>2500 <u>Support Services - Business</u></b>		
100	Personnel Services - Salaries	526,973
200	Personnel Services - Employee Benefits	359,350
300	Purchased Professional and Technical Services	15,000
400	Purchased Property Services	57,000
500	Other Purchased Services	22,500
600	Supplies	68,400
800	Other Objects	18,870
<b>Total Support Services - Business</b>		<b>\$1,068,093</b>
<b>2600 <u>Operation and Maintenance of Plant Services</u></b>		
100	Personnel Services - Salaries	4,166,960
200	Personnel Services - Employee Benefits	2,898,981



LEA : 123467103     Souderton Area SD

Printed 6/30/2022 4:06:38 PM

<u>Description</u>		<u>Amount</u>
300	Purchased Professional and Technical Services	103,816
400	Purchased Property Services	790,577
500	Other Purchased Services	419,900
600	Supplies	1,875,029
700	Property	94,130
800	Other Objects	13,640
<b>Total Operation and Maintenance of Plant Services</b>		<b>\$10,363,033</b>
<b>2700 <u>Student Transportation Services</u></b>		
500	Other Purchased Services	7,903,330
600	Supplies	300
<b>Total Student Transportation Services</b>		<b>\$7,903,630</b>
<b>2800 <u>Support Services - Central</u></b>		
100	Personnel Services - Salaries	913,145
200	Personnel Services - Employee Benefits	596,506
300	Purchased Professional and Technical Services	204,452
400	Purchased Property Services	117,160
500	Other Purchased Services	580,750
600	Supplies	825,286
800	Other Objects	2,100
<b>Total Support Services - Central</b>		<b>\$3,239,399</b>
<b>2900 <u>Other Support Services</u></b>		
500	Other Purchased Services	82,575
<b>Total Other Support Services</b>		<b>\$82,575</b>
<b>Total Support Services</b>		<b>\$41,006,919</b>
<b>3000 Operation of Non-Instructional Services</b>		
<b>3200 <u>Student Activities</u></b>		
100	Personnel Services - Salaries	803,721
200	Personnel Services - Employee Benefits	402,780
300	Purchased Professional and Technical Services	93,740
400	Purchased Property Services	47,300
500	Other Purchased Services	244,233
600	Supplies	210,037
700	Property	17,500
800	Other Objects	39,000
<b>Total Student Activities</b>		<b>\$1,858,311</b>
<b>3400 <u>Scholarships and Awards</u></b>		
800	Other Objects	32,500
<b>Total Scholarships and Awards</b>		<b>\$32,500</b>
<b>Total Operation of Non-Instructional Services</b>		<b>\$1,890,811</b>
<b>4000 Facilities Acquisition, Construction and Improvement Services</b>		
<b>4000 <u>Facilities Acquisition, Construction and Improvement Services</u></b>		
400	Purchased Property Services	96,200

LEA : 123467103     Souderton Area SD

Printed 6/30/2022 4:06:38 PM

<u>Description</u>	<u>Amount</u>
Total Facilities Acquisition, Construction and Improvement Services	\$96,200
Total Facilities Acquisition, Construction and Improvement Services	\$96,200
5000 Other Expenditures and Financing Uses	
5100 <u>Debt Service / Other Expenditures and Financing Uses</u>	
800 Other Objects	2,038,191
900 Other Uses of Funds	9,056,323
Total Debt Service / Other Expenditures and Financing Uses	\$11,094,514
5900 <u>Budgetary Reserve</u>	
800 Other Objects	1,000,000
Total Budgetary Reserve	\$1,000,000
Total Other Expenditures and Financing Uses	\$12,094,514
TOTAL EXPENDITURES	\$142,106,340

LEA : 123467103     Souderton Area SD

<u>Cash and Short-Term Investments</u>	<u>06/30/2022 Estimate</u>	<u>06/30/2023 Projection</u>
General Fund	16,293,321	15,942,133
Public Purpose (Expendable) Trust Fund		
Other Comptroller-Approved Special Revenue Funds		
Athletic / School-Sponsored Extra Curricular Activities Fund		
Capital Reserve Fund - § 690, §1850		
Capital Reserve Fund - § 1431	1,816,154	1,565,455
Other Capital Projects Fund	6,236,938	23,236,000
Debt Service Fund		
Food Service / Cafeteria Operations Fund	454,895	432,592
Child Care Operations Fund		
Other Enterprise Funds		
Internal Service Fund		
Private Purpose Trust Fund		
Investment Trust Fund		
Pension Trust Fund		
Activity Fund		
Other Agency Fund		
Permanent Fund		
<b>Total Cash and Short-Term Investments</b>	<b>\$24,801,308</b>	<b>\$41,176,180</b>

<u>Long-Term Investments</u>	<u>06/30/2022 Estimate</u>	<u>06/30/2023 Projection</u>
General Fund		
Public Purpose (Expendable) Trust Fund		
Other Comptroller-Approved Special Revenue Funds		
Athletic / School-Sponsored Extra Curricular Activities Fund		
Capital Reserve Fund - § 690, §1850		
Capital Reserve Fund - § 1431		
Other Capital Projects Fund		
Debt Service Fund		
Food Service / Cafeteria Operations Fund		
Child Care Operations Fund		
Other Enterprise Funds		
Internal Service Fund		
Private Purpose Trust Fund		
Investment Trust Fund		
Pension Trust Fund		
Activity Fund		
Other Agency Fund		

LEA : 123467103     Souderton Area SD

<u>Long-Term Investments</u>	<u>06/30/2022 Estimate</u>	<u>06/30/2023 Projection</u>
Permanent Fund		
Total Long-Term Investments		
TOTAL CASH AND INVESTMENTS	\$24,801,308	\$41,176,180

LEA : 123467103     Souderton Area SD

<u>Long-Term Indebtedness</u>	<u>06/30/2022 Estimate</u>	<u>06/30/2023 Projection</u>
<b>General Fund</b>		
0510 Bonds Payable	35,475,000	68,475,000
0520 Extended-Term Financing Agreements Payable		
0530 Lease-Purchase Obligations		
0540 Accumulated Compensated Absences	1,998,837	1,990,370
0550 Authority Lease Obligations		
0560 Other Post-Employment Benefits (OPEB)	13,481,189	13,258,833
0599 Other Noncurrent Liabilities	192,973,209	198,767,894
<b>Total General Fund</b>	<b>\$243,928,235</b>	<b>\$282,492,097</b>
<b>Public Purpose (Expendable) Trust Fund</b>		
0510 Bonds Payable		
0520 Extended-Term Financing Agreements Payable		
0530 Lease-Purchase Obligations		
0540 Accumulated Compensated Absences		
0550 Authority Lease Obligations		
0560 Other Post-Employment Benefits (OPEB)		
0599 Other Noncurrent Liabilities		
<b>Total Public Purpose (Expendable) Trust Fund</b>		
<b>Other Comptroller-Approved Special Revenue Funds</b>		
0510 Bonds Payable		
0520 Extended-Term Financing Agreements Payable		
0530 Lease-Purchase Obligations		
0540 Accumulated Compensated Absences		
0550 Authority Lease Obligations		
0560 Other Post-Employment Benefits (OPEB)		
0599 Other Noncurrent Liabilities		
<b>Total Other Comptroller-Approved Special Revenue Funds</b>		
<b>Athletic / School-Sponsored Extra Curricular Activities Fund</b>		
0510 Bonds Payable		
0520 Extended-Term Financing Agreements Payable		
0530 Lease-Purchase Obligations		
0540 Accumulated Compensated Absences		
0550 Authority Lease Obligations		
0560 Other Post-Employment Benefits (OPEB)		
0599 Other Noncurrent Liabilities		
<b>Total Athletic / School-Sponsored Extra Curricular Activities Fund</b>		
<b>Capital Reserve Fund - \$ 690, \$1850</b>		
0510 Bonds Payable		
0520 Extended-Term Financing Agreements Payable		

<u>Long-Term Indebtedness</u>	<u>06/30/2022 Estimate</u>	<u>06/30/2023 Projection</u>
0530 Lease-Purchase Obligations		
0540 Accumulated Compensated Absences		
0550 Authority Lease Obligations		
0560 Other Post-Employment Benefits (OPEB)		
0599 Other Noncurrent Liabilities		
<b>Total Capital Reserve Fund - \$ 690, \$1850</b>		
<b>Capital Reserve Fund - \$ 1431</b>		
0510 Bonds Payable		
0520 Extended-Term Financing Agreements Payable		
0530 Lease-Purchase Obligations		
0540 Accumulated Compensated Absences		
0550 Authority Lease Obligations		
0560 Other Post-Employment Benefits (OPEB)		
0599 Other Noncurrent Liabilities		
<b>Total Capital Reserve Fund - \$ 1431</b>		
<b>Other Capital Projects Fund</b>		
0510 Bonds Payable		
0520 Extended-Term Financing Agreements Payable		
0530 Lease-Purchase Obligations		
0540 Accumulated Compensated Absences		
0550 Authority Lease Obligations		
0560 Other Post-Employment Benefits (OPEB)		
0599 Other Noncurrent Liabilities		
<b>Total Other Capital Projects Fund</b>		
<b>Debt Service Fund</b>		
0510 Bonds Payable		
0520 Extended-Term Financing Agreements Payable		
0530 Lease-Purchase Obligations		
0540 Accumulated Compensated Absences		
0550 Authority Lease Obligations		
0560 Other Post-Employment Benefits (OPEB)		
0599 Other Noncurrent Liabilities		
<b>Total Debt Service Fund</b>		
<b>Food Service / Cafeteria Operations Fund</b>		
0510 Bonds Payable		
0520 Extended-Term Financing Agreements Payable		
0530 Lease-Purchase Obligations		
0540 Accumulated Compensated Absences		
0550 Authority Lease Obligations		

Long-Term Indebtedness	06/30/2022 Estimate	06/30/2023 Projection
0560 Other Post-Employment Benefits (OPEB)		
0599 Other Noncurrent Liabilities		
Total Food Service / Cafeteria Operations Fund		
Child Care Operations Fund		
0510 Bonds Payable		
0520 Extended-Term Financing Agreements Payable		
0530 Lease-Purchase Obligations		
0540 Accumulated Compensated Absences		
0550 Authority Lease Obligations		
0560 Other Post-Employment Benefits (OPEB)		
0599 Other Noncurrent Liabilities		
Total Child Care Operations Fund		
Other Enterprise Funds		
0510 Bonds Payable		
0520 Extended-Term Financing Agreements Payable		
0530 Lease-Purchase Obligations		
0540 Accumulated Compensated Absences		
0550 Authority Lease Obligations		
0560 Other Post-Employment Benefits (OPEB)		
0599 Other Noncurrent Liabilities		
Total Other Enterprise Funds		
Internal Service Fund		
0510 Bonds Payable		
0520 Extended-Term Financing Agreements Payable		
0530 Lease-Purchase Obligations		
0540 Accumulated Compensated Absences		
0550 Authority Lease Obligations		
0560 Other Post-Employment Benefits (OPEB)		
0599 Other Noncurrent Liabilities		
Total Internal Service Fund		
Private Purpose Trust Fund		
0510 Bonds Payable		
0520 Extended-Term Financing Agreements Payable		
0530 Lease-Purchase Obligations		
0540 Accumulated Compensated Absences		
0550 Authority Lease Obligations		
0560 Other Post-Employment Benefits (OPEB)		
0599 Other Noncurrent Liabilities		
Total Private Purpose Trust Fund		



<u>Long-Term Indebtedness</u>	<u>06/30/2022 Estimate</u>	<u>06/30/2023 Projection</u>
<b>Investment Trust Fund</b>		
0510 Bonds Payable		
0520 Extended-Term Financing Agreements Payable		
0530 Lease-Purchase Obligations		
0540 Accumulated Compensated Absences		
0550 Authority Lease Obligations		
0560 Other Post-Employment Benefits (OPEB)		
0599 Other Noncurrent Liabilities		
<b>Total Investment Trust Fund</b>		
<b>Pension Trust Fund</b>		
0510 Bonds Payable		
0520 Extended-Term Financing Agreements Payable		
0530 Lease-Purchase Obligations		
0540 Accumulated Compensated Absences		
0550 Authority Lease Obligations		
0560 Other Post-Employment Benefits (OPEB)		
0599 Other Noncurrent Liabilities		
<b>Total Pension Trust Fund</b>		
<b>Activity Fund</b>		
0510 Bonds Payable		
0520 Extended-Term Financing Agreements Payable		
0530 Lease-Purchase Obligations		
0540 Accumulated Compensated Absences		
0550 Authority Lease Obligations		
0560 Other Post-Employment Benefits (OPEB)		
0599 Other Noncurrent Liabilities		
<b>Total Activity Fund</b>		
<b>Other Agency Fund</b>		
0510 Bonds Payable		
0520 Extended-Term Financing Agreements Payable		
0530 Lease-Purchase Obligations		
0540 Accumulated Compensated Absences		
0550 Authority Lease Obligations		
0560 Other Post-Employment Benefits (OPEB)		
0599 Other Noncurrent Liabilities		
<b>Total Other Agency Fund</b>		
<b>Permanent Fund</b>		
0510 Bonds Payable		
0520 Extended-Term Financing Agreements Payable		

2022-2023 Final General Fund Budget		Schedule Of Indebtedness (DEBT)	
LEA : 123467103     Souderton Area SD			
Printed 6/30/2022 4:06:40 PM		Page - 5 of 6	
<u>Long-Term Indebtedness</u>	<u>06/30/2022 Estimate</u>	<u>06/30/2023 Projection</u>	
0530 Lease-Purchase Obligations			
0540 Accumulated Compensated Absences			
0550 Authority Lease Obligations			
0560 Other Post-Employment Benefits (OPEB)			
0599 Other Noncurrent Liabilities			
<b>Total Permanent Fund</b>			
<b>Total Long-Term Indebtedness</b>	<b>\$243,928,235</b>	<b>\$282,492,097</b>	

<u>Short-Term Payables</u>	<u>06/30/2022 Estimate</u>	<u>06/30/2023 Projection</u>
General Fund		
Public Purpose (Expendable) Trust Fund		
Other Comptroller-Approved Special Revenue Funds		
Athletic / School-Sponsored Extra Curricular Activities Fund		
Capital Reserve Fund - § 690, §1850		
Capital Reserve Fund - § 1431		
Other Capital Projects Fund		
Debt Service Fund		
Food Service / Cafeteria Operations Fund		
Child Care Operations Fund		
Other Enterprise Funds		
Internal Service Fund		
Private Purpose Trust Fund		
Investment Trust Fund		
Pension Trust Fund		
Activity Fund		
Other Agency Fund		
Permanent Fund		
Total Short-Term Payables		
TOTAL INDEBTEDNESS	\$243,928,235	\$282,492,097

Account Description	Amounts
0810 Nonspendable Fund Balance	179,841
0820 Restricted Fund Balance	192,087
0830 Committed Fund Balance	1,000,000
0840 Assigned Fund Balance	
0850 Unassigned Fund Balance	9,376,759
Total Ending Fund Balance - Committed, Assigned, and Unassigned	\$10,376,759
5900 Budgetary Reserve	1,000,000
Total Estimated Ending Committed, Assigned, and Unassigned Fund Balance and Budgetary Reserve	\$11,748,687