


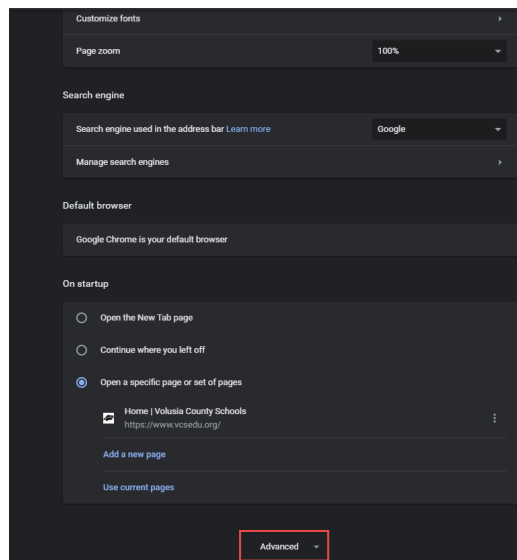
## Change Chrome Languages & Translate Webpages

You can change the language Chrome uses and have Chrome translate webpages for you.

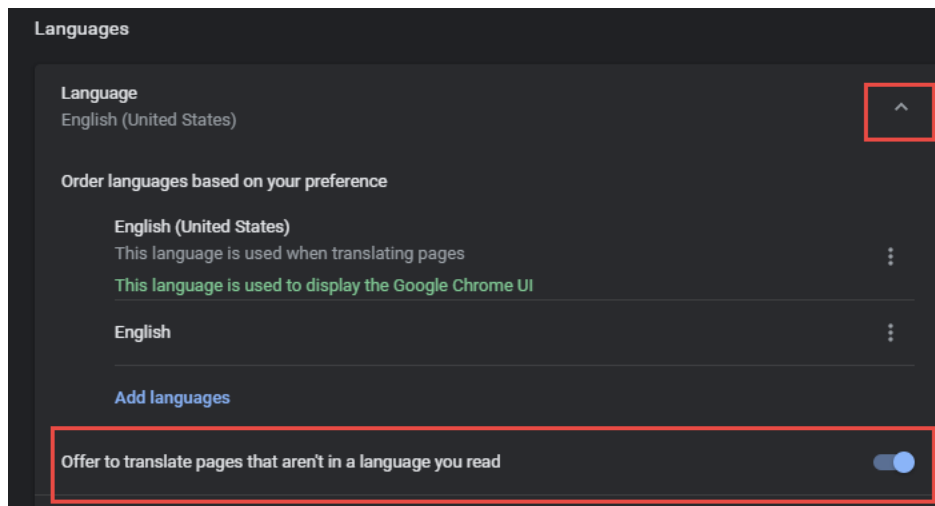
### *Request translation or turn translation off*

You can control whether Chrome will offer to translate webpages.

1. On your computer, open Chrome.
2. At the top right, click More  > Settings.
3. At the bottom, click Advanced.

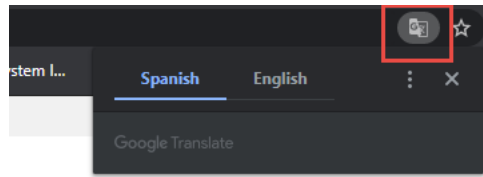


4. Under "Languages," click Language.
5. Check or uncheck "Offer to translate pages that aren't in a language you read."



When you come across a page written in a language you don't understand, you can use Chrome to translate the page.

1. On your computer, open Chrome.
2. Go to a webpage written in another language.
3. At the top, click Translate.



4. Chrome will translate the webpage this one time.

Not working? Try refreshing the webpage. If it's still not working, right-click anywhere on the page. Then, click Translate to [Language].

By default, Chrome offers to translate pages written in a language you don't understand.

For additional Google Chrome support visit: <https://support.google.com/chrome/?hl=en#topic=9796470>