


# ***School District of Volusia County***

## **Project Oversight Committee Report**

**Fiscal Year Ending June 30, 2002**



### ***School Board of Volusia County***

**Ms. Judy L. Andersen, Chairman**  
**Mrs. Vicki Bumpus, Vice Chairman**  
**Ms. Judy Conte**  
**Mr. Earl C. McCrary**  
**Dr. Jeff Timko**

### ***Superintendent of Schools***

**Mr. William E. Hall**

***Through the individual commitment of all, our students will graduate with the knowledge, skills, and values necessary to be successful contributors to our democratic society.***

**The School Board of Volusia County, Florida**

**Project Oversight Committee Members**

**June 30, 2002**

Ms. Garrette Covington, Management Consultant  
Covington & Associates, Inc., Daytona Beach, Florida  
Term ends: December 31, 2004

Mr. Thomas Ewart, Retired Architect  
Retired School Administrator, Deltona, Florida  
Term ends: December 31, 2004

Mr. Jeffrey Malmborg, President  
Jeff Malmborg Construction Co., Inc., DeLand, Florida  
Term ends: December 31, 2006

Mr. Leonard Marinaccio III, Chief Financial Officer  
Bomar Construction, Inc., Ormond Beach, Florida  
Term ends: December 31, 2006

Mr. Kenneth Parker, City Manager  
City of Port Orange, Port Orange, Florida  
Term ends: December 31, 2004

Mr. Adelson Ramos, President  
Architectural Animation and Design, Inc., Ormond Beach, Florida  
Term ends: December 31, 2006

Mr. William C. Kelly, Jr., Assistant Superintendent for Financial Services  
Volusia County School District, DeLand, Florida  
Term ends: At Will

**Project Oversight Committee's Meeting Schedule**

- March 27, 2002, DeLand Administration Complex, 4:00 PM
- May 15, 2002, Seabreeze High School, 4:00 PM
- June 26, 2002, Freedom Elementary School, 4:00 PM
- July 24, 2002, Facilities Services Building, 3:00 PM
- August 22, 2002, Facilities Services Building, 3:00 PM

## Table of Contents

<u>Description</u>	<u>Page No.</u>
Introduction	4
Revenues and Bond Issuance	4
Expenditures	5
Schedule Revisions	6
Progress/Status	7
Recommendations	7
Conclusion	9
Report of Sales Tax Collections – Actual to Projected	10
Report of Sales Tax Sources and Uses	11
Ten Year Construction Schedule	12
Project Progress Report	16
Project Status Report	20

## **INTRODUCTION**

On October 9, 2001, the voters of Volusia County approved a referendum adopting a half-cent sales tax (the Referendum) for fifteen years, effective January 1, 2002, to fund the Volusia School District Board (the School Board) approved ten-year plan to construct certain identified educational facilities. The Referendum placed before the voters established a Project Oversight Committee (the Committee). The Committee was charged with the responsibility of reporting on the implementation, progress, status and completion of the sales tax construction projects listed within 90 days of the end of each fiscal year. The Committee was established in the Referendum to provide additional assurance to the citizens that the School Board is meeting its commitments and obligations related to improvements promised during the 2001 election.

This is the first annual report of the Committee and is being filed consistent with the requirements of the Referendum. Because of the requirement to submit a report within 90 days after the end of the fiscal year of the School District of Volusia County (The School District), this report covers the first fiscal year of activity ending June 30, 2002.

## **REVENUES AND BOND ISSUANCE**

(See Report of Sales Tax Collections – Actual to Projected, page 10)

The School District staff working with the State of Florida estimated sales tax collections for the first fiscal year to be \$8,052,702. The actual sales

taxes collected during this period were \$10,206,493. The excess of actual over projected collections was \$2,153,791. There are no assurances that collections will continue to exceed projections. Any collections that exceed projections will be added to the amounts set aside for contingencies, which will be used for unforeseen costs on existing projects. Once all commitments are met, the Board may choose to use any remaining funds for additional projects or they may choose to reduce property tax levies. The School District's financial statements for the fiscal year ended June 30, 2002, report \$14,264,042 in sales tax revenues; the difference is attributable to accruals for May and June 2002 revenues. Investment earnings on sales tax collections through June 30, 2002 were \$18,382.

In order to provide immediate capital to fund projects as scheduled, the School Board issued \$146,845,000 (par value) in Sales Tax Revenue Bonds on February 1, 2002, which mature through October 1, 2016. The net interest cost of the bonds is 4.38% after considering all costs of issuance, premiums, discounts, and scheduled interest payments. The bond proceeds of \$150,344,068 were deposited into the construction account. Investment earnings on the bond proceeds through June 30, 2002 were \$961,414. Investment earnings will be available to offset bond interest costs and the cost of sales tax projects.

### **EXPENDITURES**

(See Report of Sales Tax Sources and Uses, page 11)

During the period ending June 30, 2002, the School District expended \$5,904,005 of Sales Tax funds. In order to maximize cost effectiveness and

efficiency in its construction program, the School District has consistently reused construction plans. The reuse of construction plans reduces the cost of design fees but perhaps more importantly, provides several advantages in the construction process. The District has continued to improve the plans based on the prior experience of both those involved in the construction process and the school staff. By re-using plans, the District also has a proven timeline for construction, thereby reducing the time required to plan and build a school. The School Board is to be commended for its strategy of reusing plans whenever possible.

As of June 30, 2002, the School District has \$153,466,690 available in uncommitted sales tax funds for construction projects.

### **SCHEDULE REVISIONS**

**(See Ten Year Construction Schedule, page 12)**

**New Smyrna Beach High School** – completion date has been revised to three months earlier (August 2005 instead of November 2005).

**DeLand High School** – Phase III construction start date has been revised to a six-month later date due to planning changes (June 2002). This will also affect the completion date. The contract for construction for the first portion of Phase III has been awarded and construction on the auditorium should start in August 2002.

**Southwestern Middle School** – construction of the site work and wastewater project is underway ahead of schedule. The award of a federal grant for \$2.4 million necessitated a revision in order to coordinate it with the sales tax project for planning and construction purposes.

**Elementary “X”** in Orange City – completion date moved forward to open in August 2004.

**Volusia Pines Elementary Addition** – construction is set to begin in January 2003, three months earlier resulting in an earlier completion date.

**High School “DDD”** in Southwest Volusia – the site search has been rescheduled to begin in August 2002, with the planning and construction to follow consecutively. Student populations in the area have necessitated moving this project forward two years.

The balance of the schedule remains essentially as first presented to the School Board. As reported above, the committee anticipates an earlier completion date for several projects and only one project delay.

### **PROGRESS/STATUS**

(See Project Progress Report, page 16 and Project Status Report, page 20)

As stated above, it is very early in the ten-year building program, however, the committee has seen evidence of substantial progress made in planning and construction of the program as presented. The accompanying report on project status (see page 20) will demonstrate the progress made on a number of projects as well as provide information on the current status of portables.

### **RECOMMENDATIONS**

The committee recommends that the School District develop appropriate performance measures against which to benchmark the quality, effectiveness, and efficiency of its construction program.

The Oversight Committee recommends the School District implement a public information program. The purpose of the program is to report on progress of the sales tax construction program. Elements of the program could include the following elements:

- A speaker's bureau. This speaker's bureau could be composed of members of the Oversight Committee, Community Volunteers, and members of the School District staff.
- Web page. The District's Web pages could include an update on construction progress.
- Meetings with Editorial Boards. On an annual basis, School District representatives should meet with the editorial boards of various newspapers to discuss the construction progress.
- Television. On an annual basis, the Oversight Committee members should be invited to report to the public on WCEU. There may be opportunities to work with commercial television stations that service our market to produce annual construction report.
- Radio. There are a number of opportunities to use radio, whether appearing on one of the talk radio programs or pre-record a program that can be used by the local stations in meeting their public service program requirement.
- District Publication. It may be beneficial to include progress information in publications already produced by the School District and sent to parents.

The Committee believes it is important to keep the public informed on progress as well as building confidence that the money is being wisely spent on school construction priorities.



## CONCLUSION

The Project Oversight Committee was established to provide additional assurance to the citizens that the School Board is meeting its commitments and obligations related to improvements promised during the 2001 election. The Referendum charges the Committee with the responsibility of reporting on the implementation, progress, status and completion of the sales tax construction projects listed. The Project Oversight Committee has held five public meetings through August 22, 2002. The meetings were designed to introduce the committee members to the District's policies and procedures, develop an effective monitoring process, as well as complete an annual report on the District's implementation, progress, status and completion of sales tax projects. Notes were kept of each meeting. The meetings were held at various locations, including recently completed project sites to provide committee members with first hand experience of the District's construction product.

The Committee believes that the School District of Volusia County has met the commitments made to the citizens of Volusia County during the initial stages of the construction program funded by the Referendum. The Committee commends the District staff for their responsiveness and the clarity and quality of materials presented to the Committee. It appears that the District is making the progress necessary to meet the ten-year construction schedule approved by the Board and the Committee has confidence in the ability of the District staff to complete the construction program in front of them.

## ***SCHOOL DISTRICT OF VOLUSIA COUNTY***

### **Project Oversight Report**

#### **Sales Tax Collections - Actual to Projected**

**June 30, 2002**

	<b>Actual Collections</b>	<b>Projected Collections</b>	<b>Difference</b>	<b>Date Received</b>
<b>January</b>	\$ 2,414,115.67	\$ 2,034,989.93	\$ 379,125.74	April 2002
<b>February</b>	2,508,746.13	1,702,991.94	805,754.19	April 2002
<b>March</b>	3,199,653.67	2,152,945.79	1,046,707.88	May 2002
<b>April</b>	2,083,977.75	2,161,774.08	(77,796.33)	June 2002
<b>Total</b>	<u>\$ 10,206,493.22</u> <sup>(1)</sup>	<u>\$ 8,052,701.74</u>	<u>\$ 2,153,791.48</u>	

(1) The District's financial statements report \$14,264,042 in sales tax revenues; the difference is attributable to accruals for May and June 2002 revenues

# ***SCHOOL DISTRICT OF VOLUSIA COUNTY***

---

## **Project Oversight Report**

### **Sales Tax Sources and Uses**

### **June 30, 2002**

#### *Sources*


Sales Tax Collections	\$ 10,206,493
Bond Proceeds	150,344,068
Unrestricted Interest	979,796
Restricted Interest	20,041
<i>Total Sources</i>	<u>161,550,398</u>



#### *Less: Uses*


Land Acquisition and Site Improvements	3,324,077
Design Services	877,920
Construction Services	1,188,001
Facilities Management	514,007
<i>Total Uses</i>	<u>5,904,005</u>

#### *Fund Balances*


Reserved for Debt Service	2,179,703
Unreserved	153,466,690
<i>Total Fund Balances</i>	<u>\$ 155,646,393</u>







Critical Critical Progress Split Baseline Baseline Milestone Summary Progress Project Summary External Milestone   
 Critical Split Task Task Progress Baseline Split Milestone Summary External Tasks Deadline



Critical Critical Progress Split Baseline Baseline Milestone Summary Progress Project Summary External Milestone  
Critical Split Task Task Progress Baseline Split Milestone Summary External Tasks Deadline

## **PROJECT PROGRESS REPORT**

**As of JUNE 30, 2002**

### **New Smyrna Beach High School Replacement**

- Site plan to be approved by board on July 23, 2002
- Architect: Schenkel & Schultz (reuse of plan built 8 times in Florida)

### **Mainland High School**

- Design development documents complete
- Offer to purchase parcel on International Speedway Boulevard from County of Volusia to be presented to board on August 6, 2002
- Staff is reviewing value engineering options
- Architect: Reynolds, Smith & Hill
- Construction Manager: Beers Skanska, Inc.

### **Seabreeze High School**

- Construction of Phase III underway
- Demolition of old gymnasium and auditorium complete
- Architect: Daimwood, Derryberry, Pavelchak
- Construction Manager: Aviation Constructors, Inc. (ACI)

### **DeLand High School**

- Phase III: Construction contract for approximately 50% of Phase III approved June 25, 2002, specifically auditorium, buildings 10 and 30, utility corridor and selected demolition in buildings 1-9
- Preparation of site for temporary classrooms underway
- Architect: Fanning/Howey Associates, Inc.
- Construction Manager: H.J. High Construction Company



### **Campbell Middle**

- Construction underway– scheduled completion May 2003
- Architect: Hawkins & Hall
- Construction Manager: Aviation Constructors, Inc.
- Campbell is a reuse of the Heritage/Creekside plan

### **T.D. Taylor Middle-High**

- Contract for design services approved by board April 17, 2002
- Purchase contracts for parcels approved by board March 12, 2002 and May 30, 2002
- Schematic plans in for staff review
- Architect: BRPH, Inc.
- Selecting for construction manager

### **Southwestern Middle**

- Sewer, water, parent pick-up – construction Summer 2002
- Federal grant of \$2.4 million awarded February 12, 2002
- Contract with architect for facility assessment to be approved by board August 6, 2002
- Architect: Mateu Carreno Rizo & Partners Associates

### **Middle School “GG”**

- Site plan approved by board June 25, 2002
- City of Daytona Beach review in progress
- Architect: Hawkins & Hall
- Reuse of Creekside plan

### **Elementary “X” in Orange City**

- Working with County on sanitary sewer right-of-way and City on site plan issues
- Architect: Daimwood, Derryberry & Pavelchak
- Reuse of Freedom/Timbercrest plan

### **Elementary “W” in Deltona**

- Working with City on site plan issues
- Architect: Daimwood, Derryberry & Pavelchak
- Reuse of Freedom/Timbercrest plan

### **Deltona High School Heating/Air Conditioning Project**

- In design which will include technology update
- Brian Cummings, Mechanical Engineer

### **Volusia Pines Elementary Addition**

- Schematic Design Development Plans in for staff review
- Architect: Hawkins & Hall

### **Turie T. Small Elementary Additions and Renovations Project**

- Construction of new cafeteria began Spring 2002
- Architect: Hawkins & Hall
- Contractor: M.J. Simpson Corporation

### **South Daytona Elementary**

- Architect selected for facility assessment and scope development
- Architect: Daimwood, Derryberry & Pavelchak

### **Spruce Creek High School**

- Architect selected to prepare program
- Architect: Hawkins & Hall

## **Playground Equipment**

- Installation in Blue Lake, Port Orange and Bonner Elementary Schools is complete
- Next are Debary and Sweetwater Elementaries

## **Portables**

- At June 30, 2002, the District owned classroom portables totaling 593 and leased 47 classroom portables for a total of 640 portables
- The reduction of portables in the District will begin once the construction projects are completed and the number of classrooms built exceeds the need generated by additional students for each school year.

# SALES TAX PROJECTS STATUS REPORT as of JUNE 30, 2002

NCA - Not currently available

NAME	DESCRIPTION	MOST RECENT ESTIMATE	ORIGINAL PROJECT ESTIMATE	CHANGES IN SCOPE	CONTINGENCY	INFLATION	TOTAL	(NON-SALES TAX) OTHER FUNDS	TOTAL SALES TAX FUNDS	TOTAL COST TO DATE	UNCOMMITTED	COMMENTS / NOTES
<b>NEW SCHOOLS</b>												
New Elementary "V"	South Halifax	NCA	11,000,000	0	0	0	11,000,000	0	11,000,000	0	11,000,000	
New Elementary "W"	Southwest Volusia	NCA	11,000,000	3,235	0	0	11,003,235	3,235	11,000,000	386,813	10,616,622	Devel site plan
New Elementary "X"	Southwest Volusia	NCA	11,000,000	6,876	0	0	11,006,876	6,876	11,000,000	574,846	10,431,930	Devel site plan
New Elementary "Y"		NCA	11,000,000	0	0	0	11,000,000	0	11,000,000	0	11,000,000	
New Elementary "Z"		NCA	11,000,000	0	0	0	11,000,000	0	11,000,000	0	11,000,000	
New Middle School "DD"	Southwest Volusia	NCA	20,000,000	606,021	0	0	20,606,021	606,021	20,000,000	606,021	20,000,000	
New Middle School "FF"	Southeast Volusia	NCA	20,000,000	681,599	0	0	20,681,599	681,599	20,000,000	683,274	19,998,325	
New Middle School "GG"	North Halifax	NCA	20,000,000	1,005,726	0	0	21,005,726	1,005,726	20,000,000	1,731,546	19,274,181	
New High School "DDD"	West Volusia	NCA	40,000,000	0	0	0	40,000,000	0	40,000,000	0	40,000,000	
<b>EXISTING ELEMENTARY SCHOOLS</b>												
Blue Lake Elementary	Renovations: HVAC replacement, ceiling and lighting classrooms and up-grade interior finishes.	NCA	735,000	0	0	0	735,000	0	735,000	0	735,000	
Bonner Elementary	Site work: provide additional parking and develop kindergarten playground. Renovations: remove Bldg. 6 up-grade HVAC campus wide. New construction: 10 classrooms.	NCA	2,690,000	0	0	0	2,690,000	0	2,690,000	0	2,690,000	
Chisholm Elementary	Renovations: HVAC up-grade campus wide. New construction: media center. Remodeling: existing media to 3 resource rooms.	NCA	1,700,000	0	0	0	1,700,000	0	1,700,000	15,715	1,684,285	
Coronado Elementary	Renovations: up-grade HVAC and electric service campus-wide, group toilets, exterior wall systems	NCA	813,000	0	0	0	813,000	0	813,000	134,318	678,682	
Edgewater Elementary	Site work: pave parent pick-up drive and provide additional parking	NCA	250,000	0	0	0	250,000	0	250,000	0	250,000	
Enterprise Elementary	Site work: provide parent pick-up loop, remove Bldg. 08 Develop courtyard and provide ext. lighting. New construction: administration, P.E. and material storage Renovation: up-grade lighting in media center	NCA	2,605,000	0	0	0	2,605,000	0	2,605,000	0	2,605,000	
Hurst Elementary	Replacement	NCA	11,000,000	0	0	0	11,000,000	0	11,000,000	0	11,000,000	
Longstreet Elementary	Renovations: classroom windows and doors, group toilets (student), electrical up-grade campus wide New construction: music and art rooms	NCA	1,650,000	0	0	0	1,650,000	0	1,650,000	0	1,650,000	
Geo. Marks Elementary	Renovations: up-grade classroom finishes and cabinets, HVAC replacement, campus wide electrical up-grade	NCA	1,660,000	0	0	0	1,660,000	0	1,660,000	0	1,660,000	
Ormond Beach Elementary	Site expansion	NCA	200,000	82,004	0	0	282,004	82,004	200,000	173,890	108,114	
Ortona Elementary	New construction: administration/guidance. Renovation: exterior walls campus-wide and up-grade electrical system campus-wide	NCA	925,000	3,438	0	0	928,438	3,438	925,000	12,648	915,790	
Osceola Elementary	Site expansion, improve bus loop and provide additional parking. Renovations: up-grade electrical service campus wide.	NCA	470,000	0	0	0	470,000	0	470,000	0	470,000	

# SALES TAX PROJECTS STATUS REPORT as of JUNE 30, 2002

NCA - Not currently available

NAME	DESCRIPTION	MOST RECENT ESTIMATE	ORIGINAL PROJECT ESTIMATE	CHANGES IN SCOPE	CONTINGENCY	INFLATION	TOTAL	(NON-SALES TAX) OTHER FUNDS	TOTAL SALES TAX FUNDS	TOTAL COST To DATE	UNCOMMITTED	COMMENTS / NOTES
Pierson Elementary	Site work: remove fuel island, develop playground, provide parent pick-up loop. Renovations: campus wide electrical up-grade. New construction: remove Bldgs. 14 & 16 and construct new art room, storage, guidance and two resource rooms.	NCA	1,943,000	0	0	0	1,943,000	0	1,943,000	0	1,943,000	
Port Orange Elementary	HVAC up-grade campus-wide	NCA	200,000	0	0	0	200,000	0	200,000	0	200,000	
Read-Pattillo Elementary	Renovations: exterior windows and doors Expand site	NCA	460,000	0	0	0	460,000	0	460,000	0	460,000	
TT Small Elementary	New construction cafeteria. Remodeling: existing food service to music room, and Bldg. 08 to art room	1,600,000	1,500,000	164,528	0	0	1,664,528	164,528	1,500,000	1,582,402	82,126	
South Daytona Elementary	Renovations: Up-grade HVAC campus wide. Site work: provide additional paved parking, remove Bldgs 2 and 3. New construction: 12 classrooms and expand food service.	NCA	4,458,412	0	0	0	4,458,412	0	4,458,412	0	4,458,412	
Sunrise Elementary	Connect to city sewer	NCA	200,000	0	0	0	200,000	0	200,000	0	200,000	
Tomoka Elementary	Renovations: restrooms in classroom pods, exterior wall systems. Site work: covered walkway to parent pick-up.	NCA	315,000	0	0	0	315,000	0	315,000	0	315,000	
Volusia Pines Elementary	New construction: eight classroom addition	2,000,000	2,175,000	9,794	0	0	2,184,794	9,794	2,175,000	89,505	2,095,289	
Westside Elementary	New construction: 2 classroom and 2 resource	NCA	650,000	0	0	0	650,000	0	650,000	0	650,000	
<b>EXISTING MIDDLE SCHOOLS</b>												
Campbell Middle	Master Plan (new facility)	24,642,357	20,000,000	4,642,357	0	0	24,642,357	24,642,357	0	24,642,357	0	
DeLand Middle	A/C gymnasium	NCA	500,000	0	0	0	500,000	0	500,000	0	500,000	
Galaxy Middle	Remodel 6th grade science rooms	NCA	500,000	0	0	0	500,000	0	500,000	0	500,000	
Holly Hill Middle	Master plan campus	NCA	20,000,000	0	0	0	20,000,000	0	20,000,000	0	20,000,000	
New Smyrna Beach Middle	Site work: improve drainage between bldgs. Renovations: Air condition kitchen	NCA	500,000	0	0	0	500,000	0	500,000	0	500,000	
Ormond Beach Middle	Master Plan	NCA	10,000,000	0	0	0	10,000,000	0	10,000,000	0	10,000,000	
Southwestern Middle	Renovations: gym a/c, locker rooms and windows, convert shop in Bldg. 04 to technology lab, campus wide electrical up-grade. Site work: provide parent drop-off and pick-up loop.	NCA	1,620,000	0	0	0	1,620,000	0	1,620,000	578,109	1,041,891	
<b>EXISTING HIGH SCHOOLS</b>												
Atlantic High	New construction, 8 ciims, 3 science, 2 voc. Labs	NCA	3,525,000	0	0	0	3,525,000	0	3,525,000	0	3,525,000	
DeLand High	Phase 3 Master Plan	21,900,000	15,600,000	6,007,242	0	0	21,607,242	6,007,242	15,600,000	11,141,677	10,465,565	Contract amount is only portion of Phase 3
Deltona High	Renovations: provide A/C in gymnasium, kitchen, and food labs. Site work: resurface track (rubber)	NCA	1,975,000	0	0	0	1,975,000	0	1,975,000	622,482	1,352,518	

## **SALES TAX PROJECTS STATUS REPORT as of June 30, 2002**

### **ASSUMPTIONS AND EXPLANATIONS**

**ORIGINAL REPORT:** The initial report dated January 29, 2001 utilized for Board approval (March 20, 2001) of this report's sales tax projects.

**PROJECT:** A unique location where construction and or renovations take place.

**NAME:** The actual location of the project's construction and or renovation. In some cases the project location is not currently known, however, when finalized the project name will be assigned. No names have changed since the ORIGINAL REPORT.

**DESCRIPTION:** A brief explanation of the construction or renovation to be performed on a project. Descriptions may change from report to report to best reflect changes to a project's scope. No descriptions have changed since the ORIGINAL REPORT.

**MOST RECENT ESTIMATE:** The best current estimate of a project's cost.

**ORIGINAL PROJECT ESTIMATE:** The initial cost estimate assigned to a project reflected on the ORIGINAL REPORT. Includes hard cost, fees and furniture, fixtures and equipment. Excludes site acquisition, permitting, off site cost and enhanced hurricane protection area. The ORIGINAL REPORT showed total construction cost of \$392,964,412.

**CHANGES IN SCOPE:** Increases or decreases (from ORIGINAL PROJECT ESTIMATE) in the cost of a project due to changes in the amount of work to be done. Items may also include those excluded in the ORIGINAL PROJECT ESTIMATE. Scope items may be funded from sales tax or non-sales tax funds.

**CONTINGENCY:** Cost added to a project resulting from unexpected circumstances. A provision of \$33,035,588 was assigned to all projects in the ORIGINAL REPORT. As contingency amounts are determined, they will be reflected in this column.

**INFLATION:** Inflation results from timing differences between the initial estimate made as of January 29, 2001 (ORIGINAL REPORT) and June 30, 2002 (this report). A rate of 4% per year was assumed in the ORIGINAL REPORT totaling \$89,000,000 for inflation and interest on debt for all projects. As inflation amounts are determined, they will be reflected in this column.

**TOTAL:** The sum of ORIGINAL PROJECT ESTIMATE, CHANGES IN SCOPE, CONTINGENCY and INFLATION. This sum represents the total detail cost of a project.

**(NON-SALES TAX) OTHER FUNDS:** Funds used for a project's construction and or renovation derived from sources other than sales tax. The ORIGINAL REPORT assumed that \$54,000,000 in non-sales funds could be found for all projects.

# SALES TAX PROJECTS STATUS REPORT as of JUNE 30, 2002

NCA - Not currently available

NAME	DESCRIPTION	MOST RECENT ESTIMATE	ORIGINAL PROJECT ESTIMATE	CHANGES IN SCOPE	CONTINGENCY	INFLATION	TOTAL	(NON-SALES TAX) OTHER FUNDS	TOTAL SALES TAX FUNDS	TOTAL COST TO DATE	UNCOMMITTED	COMMENTS / NOTES
Mainland High	Master Plan	43,500,000	40,000,000	166,467	0	0	40,166,467	166,467	40,000,000	2,327,189	37,839,298	
New Smyrna Beach High	Replacement facility	45,000,000	40,000,000	129,245	0	0	40,129,245	129,245	40,000,000	4,150,640	35,978,605	
Seabreeze High	Master Plan Phase III	8,000,000	7,000,000	696,144	0	0	7,696,144	696,144	7,000,000	6,715,060	981,084	
Spruce Creek High	New construction: media center and 20 new classrooms Remodeling: existing media to 4 classrooms, 2 labs.	NCA	8,185,000	0	0	0	8,185,000	0	8,185,000	0	8,185,000	
T.D. Taylor Middle/High	Master Plan	NCA	20,000,000	62,939	0	0	20,062,939	62,939	20,000,000	1,621,460	18,441,479	
<b>DISTRICT WIDE</b>												
Elementary Campuses	New and replacement playground equipment Covered play area (pavilions)	NCA	3,960,000	0	0	0	3,960,000	0	3,960,000	386,125	3,571,875	
Alternative Education		NCA	8,000,000	0	0	0	8,000,000	0	8,000,000	0	8,000,000	
<b>TOTALS</b>		146,642,357	392,964,412	14,267,635	0	0	407,232,047	34,267,635	372,964,412	58,177,976	349,054,071	

## ESTIMATES FROM ORIGINAL REPORT

TOTAL CONSTRUCTION COST	392,964,412
CONTINGENCY	33,035,588
SUBTOTAL	426,000,000
CONSTRUCTION INFLATION AND INTEREST ON DEBT	89,000,000
TOTAL AVAILABLE RESOURCES	(54,000,000)
SALES TAX FUNDS REQUIRED	461,000,000

**TOTAL SALES TAX FUNDS:** The amount of sales tax funds utilized in a project. The ORIGINAL REPORT estimated that a total of \$461,000,000 in sales tax funds would to used for all projects.

**TOTAL COST TO DATE:** The total of all expenditures and encumbrances of a project's estimated cost.

**UNCOMMITTED:** A project's estimated cost not contracted.

**COMMENTS / NOTES:** Explanation of material items related to a project.