

Printing With Your Chromebook

A quick how-to guide

Bacon ipsum dolor sit amet doner bacon pork belly sausage sirloin andouille ham hock. Corned beef ribeye porchetta chicken ball tip turkey pork chop salami tri-tip t-bone. Prosciutto pork chop hamburger ball tip pig porchetta. Tail venison turkey t-bone, ground round ball tip ribeye meatloaf frankfurter. Pork loin flank shankle t-bone frankfurter rump fatback, ham short loin.

Capicola landjaeger rump andouille bresaola. Kielbasa short ribs turkey short loin strip steak cow andouille shank swine pork ham hock jerky. Pork belly doner boudin prosciutto, short ribs ham flank tenderloin. Strip steak shoulder ham tongue. Frankfurter tri-tip tail kielbasa, ham pastrami rump turkey pork chop brisket. Prosciutto tongue strip steak, jerky boudin porchetta sausage ribeye doner chicken chuck. Short ribs andouille landjaeger pig biltong.

Tenderloin pork chop pancetta swine. Pork loin ham hock venison, landjaeger spare ribs hamburger t-bone flank rump bresaola beef tri-tip short ribs. Turkey t-bone tongue leberkas. Turkey prosciutto fatback, tenderloin ground round bacon doner boudin pancetta rump leberkas ball tip. Turducken spare ribs kielbasa, landjaeger doner tenderloin beef chuck.

Sausage jowl meatball tri-tip. Pork chop capicola flank tail. Pork drumstick

Step 1:
Open the document
you wish to print.

1

- Delicious Bacon ☆
- File Edit View Insert Format Tools Table Add-ons Help Last edit was made 5 days ago by Gavin Lees
- Share...
- New
- Open... Ctrl+O
- Rename...
- Make a copy...
- Move to folder...
- Move to trash
- See revision history Ctrl+Alt+Shift+G
- Language
- Download as
- Publish to the web...
- Email collaborators...
- Email as attachment...
- Page setup...
- Print Ctrl+P

Georgia 12 B I U A [Icons] Editing

Bacon ipsum dolor sit amet doner bacon pork belly sausage sirloin andouille ham hock.
Corned beef ribeye porchetta chicken ball tip turkey pork chop salami tri-tip t-bone.
Prosciutto pork chop hamburger ball tip pig porchetta. Tail venison turkey t-bone,
ground round ball tip ribeye meatloaf frankfurter. Pork loin flank shankle t-bone
frankfurter rump fatback, ham short loin.
Capicola landjaeger rump andouille bresaola. Kielbasa short ribs turkey short
loin strip steak cow andouille shank swine pork ham hock jerky. Pork belly doner
ribs ham flank tenderloin. Strip steak shoulder ham tongue.
elbasa, ham pastrami rump turkey pork chop brisket.
teak, jerky boudin porchetta sausage ribeye doner chicken
landjaeger pig biltong.
pork chop pancetta swine. Pork loin ham hock venison, landjaeger
pork chop t-bone flank rump bresaola beef tri-tip short ribs. Turkey t-bone
tongue leberkas. Turkey prosciutto fatback, tenderloin ground round bacon doner
boudin pancetta rump leberkas ball tip. Turducken spare ribs kielbasa, landjaeger doner
tenderloin beef chuck.
Sausage iowl meatball tri-tip. Pork chop capicola flank tail. Pork drumstick

2

3

Step 2:
Download the
document as a PDF.

Bacon ipsum dolor sit amet doner bacon pork belly sausage sirloin andouille ham hock. Corned beef ribeye porchetta chicken ball tip turkey pork chop salami tri-tip t-bone. Prosciutto pork chop hamburger ball tip pig porchetta. Tail venison turkey t-bone, ground round ball tip ribeye meatloaf frankfurter. Pork loin flank shankle t-bone frankfurter rump fatback, ham short loin.

Capicola landjaeger rump andouille bresaola. Kielbasa short ribs turkey short loin strip steak cow andouille shank swine pork ham hock jerky. Pork belly doner boudin prosciutto, short ribs ham flank tenderloin. Strip steak shoulder ham tongue. Frankfurter tri-tip tail kielbasa, ham pastrami rump turkey pork chop brisket. Prosciutto tongue strip steak, jerky boudin porchetta sausage ribeye doner chicken chuck. Short ribs andouille landjaeger pig biltong.

Tenderloin pork chop pancetta swine. Pork loin ham hock venison, landjaeger spare ribs hamburger t-bone flank rump bresaola beef tri-tip short ribs. Turkey t-bone tongue leberkas. Turkey prosciutto fatback, tenderloin ground round bacon doner boudin pancetta rump leberkas ball tip. Turducken spare ribs kielbasa, landjaeger doner

Step 3:
Make sure your file appears at the bottom of the screen





Google

edutechnologynews.bl...
Technology for Education

The Last Whisper in the D...
The Last Whisper in the D...

mail.google.com
Edmonds School District Mail

connectED
ConnectED

teacher.edmonds.wed...
teacher.edmonds.wed...

Step 4:
Go to the Papercut website.

EDMONDS SCHOOL DISTRICT

Please log in with your Active Directory login

Username

Password

Language ▼

Step 5:
Log-in with your
username (not email)
and password

For quick access, place your bookmarks here on the bookmarks bar.

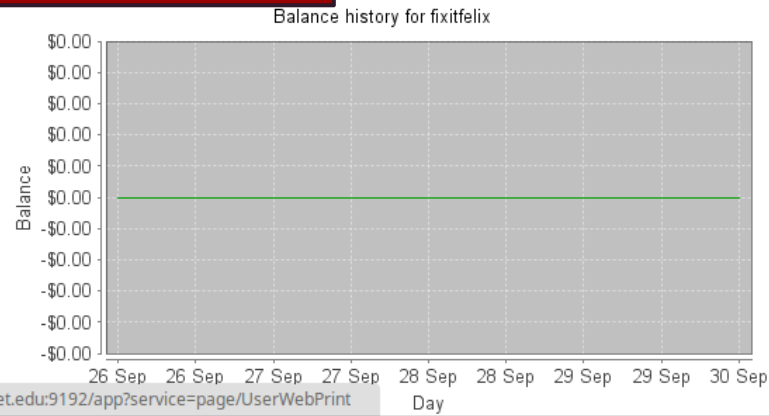



Summary

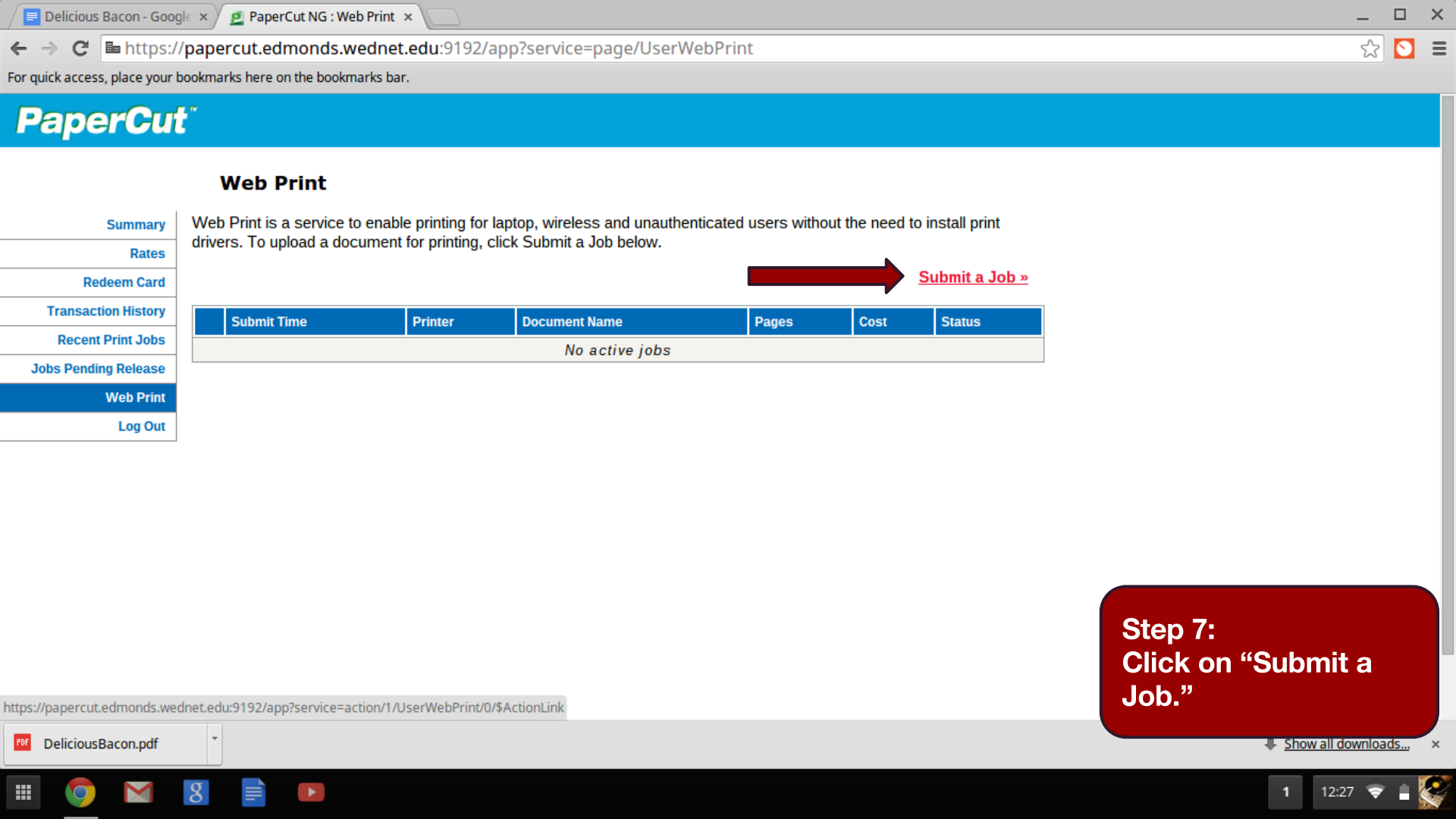
- Summary
- Rates
- Redeem Card
- Transaction History
- Recent Print Jobs
- Jobs Pending Release
- Web Print**
- Log Out

Username	fixitfelix (Felix, Fix It)
Balance	\$0.00
Total print jobs	0
Total pages	0

Activity



Step 6:
Click on the **Web Print** link.



Web Print

Web Print is a service to enable printing for laptop, wireless and unauthenticated users without the need to install print drivers. To upload a document for printing, click Submit a Job below.

 [Submit a Job »](#)


Submit Time	Printer	Document Name	Pages	Cost	Status
<i>No active jobs</i>					

Step 7:
Click on "Submit a Job."

https://papercut.edmonds.wednet.edu:9192/app?service=action/1/UserWebPrint/0/\$ActionLink

PDF DeliciousBacon.pdf

↓ Show all downloads... x



Web Print

- Summary
- Rates
- Redeem Card
- Transaction History
- Recent Print Jobs
- Jobs Pending Release
- Web Print
- Log Out

- 1. Printer
- 2. Options
- 3. Upload

Select a printer:


Quick Find:

Printer Name ▲	Location/Department
<input checked="" type="radio"/> papercutAM-COPIER-6 Main Office	Alderwood Middle
<input type="radio"/> print-neAM-102425 Room 4	Alderwood Middle
<input type="radio"/> print-neAM-95680 Library	Alderwood Middle
<input type="radio"/> print-neAM-LAB-A-2 Room 13	Alderwood Middle
<input type="radio"/> print-neAM-MOBILE-1 Room 14	Alderwood Middle

« Back to Active Jobs

2. Print Options and Account Selection »

Step 8:
Choose the printer to which you wish to print.



Web Print

- Summary
- Rates
- Redeem Card
- Transaction History
- Recent Print Jobs
- Jobs Pending Release
- Web Print
- Log Out

- 1. Printer
- 2. Options
- 3. Upload

Options

Copies:

<< 1. Printer Selection

3. Upload Documents >>

Step 9:
Select the number of
copies you want.

PaperCut™

Web Print

- Summary
- Rates
- Redeem Card
- Transaction History
- Recent Print Jobs
- Jobs Pending Release
- Web Print
- Log Out

- 1. Printer
- 2. Options
- 3. Upload

Select documents to upload and print



Drag files here

Upload from computer

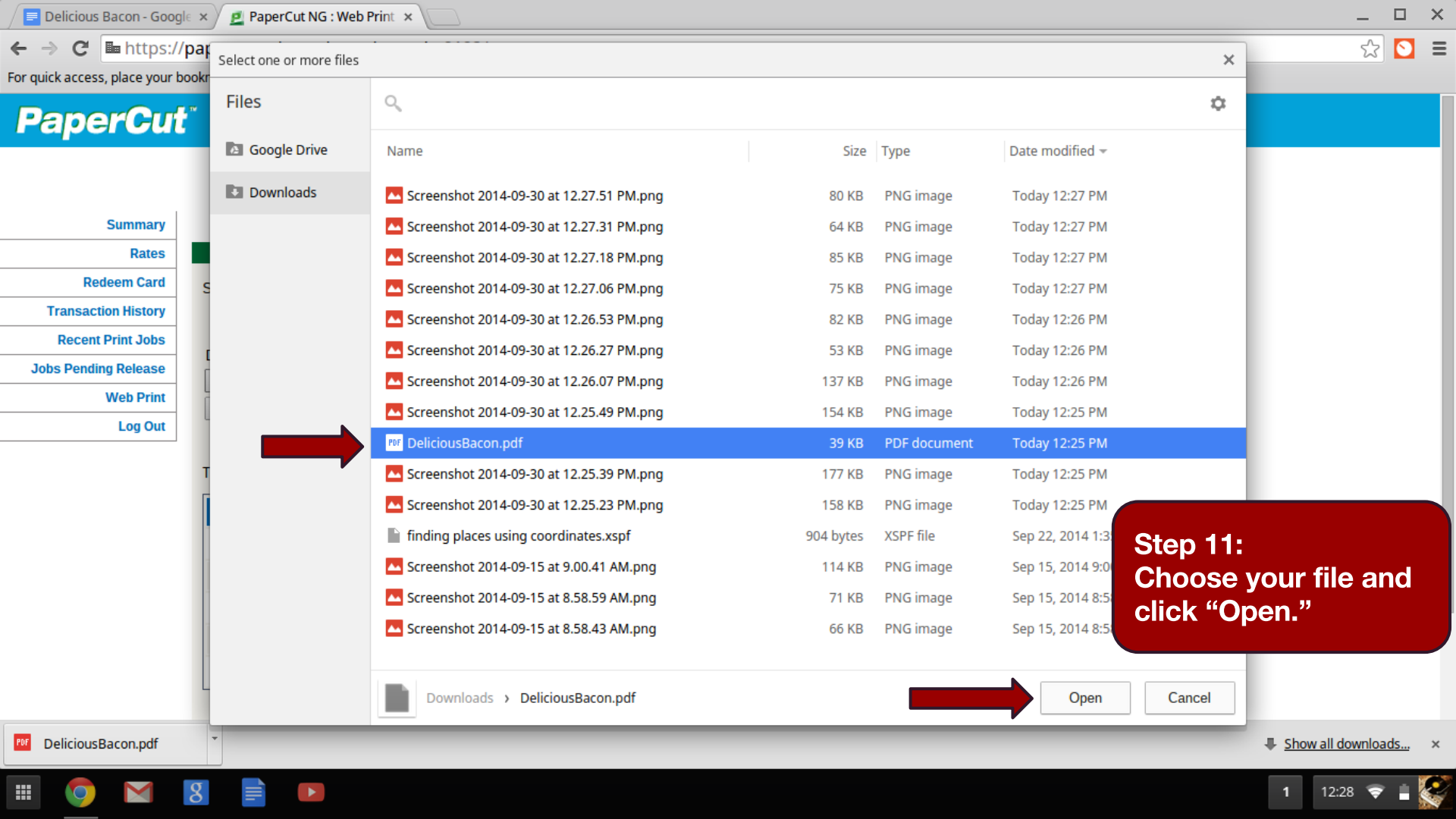


Choose Files No file chosen

The following file types are allowed:

Application / File Type	File Extension(s)
Microsoft Office Excel	xlam, xls, xlsx, xlsm, xlsx, xltm, xlsx
Microsoft Office PowerPoint	pot, potm, potx, ppam, pps, ppsm, ppsx, ppt, pptm, pptx
Microsoft Office Word	doc, docm, docx, dot, dotm, dotx, rtf
Microsoft XPS	xps
PDF	pdf

Step 10:
Click "Upload from computer" to choose your file.



Select one or more files

Files

- Google Drive
- Downloads

Name	Size	Type	Date modified
Screenshot 2014-09-30 at 12.27.51 PM.png	80 KB	PNG image	Today 12:27 PM
Screenshot 2014-09-30 at 12.27.31 PM.png	64 KB	PNG image	Today 12:27 PM
Screenshot 2014-09-30 at 12.27.18 PM.png	85 KB	PNG image	Today 12:27 PM
Screenshot 2014-09-30 at 12.27.06 PM.png	75 KB	PNG image	Today 12:27 PM
Screenshot 2014-09-30 at 12.26.53 PM.png	82 KB	PNG image	Today 12:26 PM
Screenshot 2014-09-30 at 12.26.27 PM.png	53 KB	PNG image	Today 12:26 PM
Screenshot 2014-09-30 at 12.26.07 PM.png	137 KB	PNG image	Today 12:26 PM
Screenshot 2014-09-30 at 12.25.49 PM.png	154 KB	PNG image	Today 12:25 PM
DeliciousBacon.pdf	39 KB	PDF document	Today 12:25 PM
Screenshot 2014-09-30 at 12.25.39 PM.png	177 KB	PNG image	Today 12:25 PM
Screenshot 2014-09-30 at 12.25.23 PM.png	158 KB	PNG image	Today 12:25 PM
finding places using coordinates.xspf	904 bytes	XSPF file	Sep 22, 2014 1:3
Screenshot 2014-09-15 at 9.00.41 AM.png	114 KB	PNG image	Sep 15, 2014 9:0
Screenshot 2014-09-15 at 8.58.59 AM.png	71 KB	PNG image	Sep 15, 2014 8:5
Screenshot 2014-09-15 at 8.58.43 AM.png	66 KB	PNG image	Sep 15, 2014 8:5



Step 11:
Choose your file and
click "Open."

Open Cancel


Downloads > DeliciousBacon.pdf

DeliciousBacon.pdf

Show all downloads...

- Recent Print Jobs
- Jobs Pending Release
- Web Print
- Log Out

DeliciousBac...



38.8 KiB
[remove](#)

[Upload from computer](#)

[Choose Files](#) No file chosen

The following file types are allowed:

Application / File Type	File Extension(s)
Microsoft Office Excel	xlam, xls, xlsb, xlsm,xlsx, xltm, xltx
Microsoft Office PowerPoint	pot, potm, potx, ppam, pps, ppsm, ppsx, ppt, pptm, pptx
Microsoft Office Word	doc, docm, docx, dot, dotm, dotx, rtf
Microsoft XPS	xps
PDF	pdf

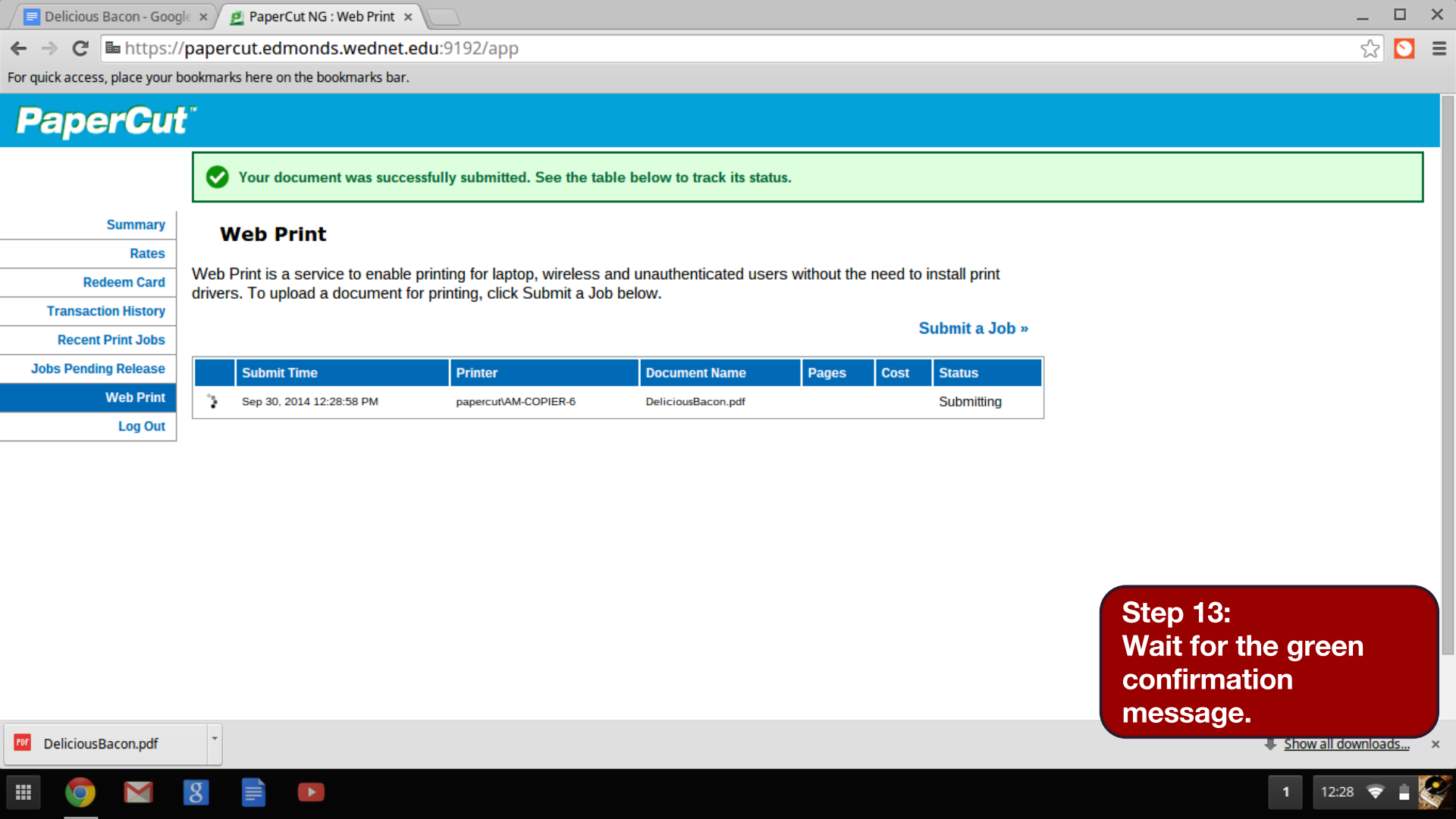
[« 2. Print Options](#)



[Upload & Complete »](#)

Step 12:
Click "Upload & Complete."

Logged in as: fixitfelix
PaperCut NG 14.1 (Build 26983 2014-04-10)



✔ Your document was successfully submitted. See the table below to track its status.

Web Print

Web Print is a service to enable printing for laptop, wireless and unauthenticated users without the need to install print drivers. To upload a document for printing, click Submit a Job below.

[Submit a Job »](#)

	Submit Time	Printer	Document Name	Pages	Cost	Status
	Sep 30, 2014 12:28:58 PM	papercutAM-COPIER-6	DeliciousBacon.pdf			Submitting

Step 13:
Wait for the green confirmation message.

[Show all downloads...](#)

PDF DeliciousBacon.pdf

Bacon

Bacon is a meat product prepared from a pig and usually cured.^{[1][2]} It is first cured using small quantities of salt,^[2] either in a brine or in a dry packing; the result is fresh bacon (also known as green bacon).^[3] Fresh bacon may then be further dried for weeks or months, or it may be boiled or smoked.^[1] Fresh and dried bacon is typically sold in strips, and the latter is ready to eat, as is some smoked bacon, but may also be further processed.

Bacon is prepared from several different cuts of pork, including the belly and the side (cuts of pork,^[4] except in the United States, where the side is typically referred to as "back").^[5] The side cut has more fat than the belly, and is divided into two distinct parts: the streaky side and the picnic ham.

Bacon—^[6]

Step 14:
Collect your printout!