



Alex

A JUNIOR SCHOOL PUBLICATION

ISSUE 6 OCTOBER 2021



ALEXANDRA COLLEGE
DUBLIN



Our Special
HALLOWE'EN
Edition

Alex News Committee 21/22

J6W

Sophie Butcher
Olivia Wilson
Clara Galvin
Maryam Khan
Holly Kinsella
Claudia Kelly
Aoife Mitchell

J6R

Carina Bradley
Evie Daunt Brennan
Sophie Mahon
Sofia Sambataro
Genevieve Graham
Eva Duffy

Cover Design: Sofia Sambataro

Masthead and Icons: Evie Daunt Brennan

The information contained in this publication is for general information purposes only and, while every effort has been made to ensure completeness and accuracy, please refer to the appropriate websites for latest updates; www.alexandracollege.eu



ALEXANDRA COLLEGE
DUBLIN

Message from the News Committee

This is the second year of Inside Alex. Welcome to our first edition. The purpose of this publication is to provide a snapshot of life inside Alexandra College Junior School. We have become creative with our writing and contributed stories, interviews, book & film reviews, recipes and much more giving you our readers a taste of life Inside Alex.

We would like to thank everyone who contributed to our first edition. We appreciate Mrs. Lamplugh's support for this publication. We value our class teachers; Ms. Walsh and Mr. O'Connor for their advice and guidance. Thank you to Ms. Smith for helping us to put it all together. A special thank you to Ms.


Gorry for taking the time to edit our first edition.

Inside Alex will be published in October, December, March and June.

We really hope you enjoy reading it as much as we did putting it together.

The News Committee

PS: *We would love to hear from you for our next edition in December 2021.*





IN A WORLD WHERE YOU CAN BE ANYTHING

#Choose Kind



ALEXANDRA COLLEGE
DUBLIN



A Message from Mrs. Lamplugh

Happy Mid-term Break, everyone! I know that you are all looking forward to a week away from school and homework and to spend some time at home having fun with your family and friends.

This is the first edition of INSIDE ALEX for the 2021/2022 school year. A new group of J6 girls on the News Committee came together in September and, under the guidance of Ms. Smith, produced this colourful, interesting and creative newsletter. Well done!


We have had a very busy first term back in the Junior School. We welcomed new teachers, Ms. Costigan, Ms. Kenny, Ms. Norden, Mr. Murphy and Ms. Requena to the Junior School and added lots of new extra-curricular classes too like Chess Club, Book Club and Spanish classes. We celebrated Roald Dahl Day, went on school tours, wrote stories together at the Fighting Words workshops, welcomed visiting authors and attended marine webinars as part of our STEAM programme.

JACA challenged us to do The Daily Mile (thedailymile.ie) which kept us all on our toes as we managed to walk a total **XXX** miles. Well done to all of you and to all the teachers and staff for taking part. Our J6 Sports Captains kept us all motivated too with a special Daily Mile chant and active assemblies on Wednesdays.

A big "Thank You" must go to all of your teachers, the cleaning staff (especially Catherine), the catering staff and Ms. Higgins who take care of you every day in the Junior School.

Our annual Halloween Fun Day was great fun today – what great costumes you all had! I really enjoyed your class performances and our J6 Drama Captains did a super job helping out all day too.

Have a wonderful mid-term break and enjoy going trick-or-treating on Halloween night! Remember to always Be Kind to Everyone too!



Contents

Cover Story	8
Inside Class	10
Carlingford	16
STEAM	18
ART	20
Interview	22
Film Review	24
Book Review	25
Cookery	26
Pumpkin design	30
Hallowe'en Fun	34
Inside Classes	34
My Passions	36
Alexandra Foundation Day	37
Inside Kg Upper	38
JACA Mile	40
Class photos	42



Top 3 places to go to this HALLOWE'EN

By Maryam Khan, J6W

This year, things have opened up again and I have picked out three destinations that will be perfect to enjoy Hallowe'en



Tayto Park

Tayto Park has opened up after the pandemic, with two new Hallowe'en events; Tricky Trails (children) and Tayto Park after dark (teens-adults).

Tricky Trails is a 45 minute day attraction where families will participate in treasure hunts, magic performances, scary stories, and more!

Once you arrive, you have to collect a tricky trail map that leads you to lost, fantastical items, with a prize at the end. During the trail, there will be terrifying games, a vampire castle, a spine-chilling forest, a scarecrow barn, and a witches' layer.

This event will run from the 23rd-31st of October from 11am-4pm daily. Pre-booking is required, and admission tickets are included. Tayto Park after dark will have no scary attractions, but will have seven thrilling rides, including the infamous Cú Chulainn. Tayto Park after dark is from 6pm-10pm.

Galway Aboo Festival

In Galway, the country's biggest Hallowe'en festival will take place from the 30th-31st. In the cities medieval streets, there will be the highlight of the festival, the Macnas Hallowe'en Parade. Macnas has toured

worldwide, with award winning acts like U2 and various magic shows.



Lullymore Heritage and Discovery Park

This year, Lullymore will be hosting its infamous 'Hallowe'en Happenings' from the 23rd-31st, from 10am-6pm daily.

There are many attractions, including Haunted Holograms, Terror Train Trip (unsuitable for younger kids) and Terror Treasure Hunts. There will be a fancy dress competition from 2pm, every day.



INSIDE Preschool Lower

Art takes place in some form every day in Preschool Lower. Painting helps the children's creative development while providing them the opportunity to experiment, develop new skills and make choices. The Preschool Lower girls explore and communicate their ideas through colour and mark-making which is why we offer them a variety of tools and materials. This term the girls have printed with Lego, string, cotton buds, corks and tooth-brushes. They have finger painted and mixed paint to create new colours and stuck materials onto paintings to add texture to their pieces.

The Preschool Lower girls are proud of their art displays in the classroom and the lobby of Jellicoe and we look forward to watching their creativity develop throughout the year.

Ms. Brandon & Ms. Malseed



INSIDE Preschool Upper

Preschool Upper girls have been very busy over the last few weeks, learning their alphabet. They have been listening to Jack Harman sounding out the words and naming all the items that begin with each letter sound. For every letter in the alphabet, they have designed a creative piece to help their understanding of the letter. For a, they designed an apple. For the letter b, they designed a magnificent butterfly. For the letter c, they designed the cloud. For the letter d, they designed a dragon. For the letter e, they designed the

Earth. For the letter f, we did a beautiful fish that resembled the 'Rainbow Fish' by Marcus Pfister. For the letter g, they designed glasses. For the letter h, they designed a house and for the letter i, they designed ice cream. They will continue with the remaining letters over the next few weeks.

Great work girls!

Ms. Murphy and Ms. Moran



INSIDE J2R

J2R have had a busy start to the term. We welcomed three new girls to our class-Erin, Isabel and Ilona. We started the Spellings for Me programme which provides an individualised spelling list for each girl and the Star Reading and Accelerated Reader Programme which selects suitable reading book levels for the girls. Our class participated in a Fighting Words Workshop where we learned about the elements of writing and we wrote a group story with an opportunity to write our own ending. We discovered the names of our Family Groups for this year. They have a colour theme-gold, silver, red, yellow, blue, green, purple, pink, orange and white. We attended a Zoom workshop on marine life and also an interview with Dara McNulty on his latest book *Wild Child*. As the end of term approaches, we will be preparing our special Halloween action poem, creating some Halloween art and continuing to walk miles for the Daily Mile initiative.

Ms. Gorry
J2R Teacher



INSIDE J2W

We have had a great start to the new school year in J2W. We were delighted to welcome four new girls to our class this year; Shiloh, Katie, Annie, and Martha. We have enjoyed a wide array of activities this term from learning new topics in maths to starting to write creative stories, creating art using leaves found in nature and walking our daily miles for the JACA Challenge. We have enjoyed working on our reading through the Accelerated Reader program and starting our Spellings for Me spelling program. We are looking forward to celebrating all things spooky for Halloween and coming back to school fresh and ready for another exciting term of learning!

Ms. Murray,
J2W Teacher



INSIDE J3R

Interview Webinar with David Walliams

J3R engaged in a webinar on the 4th of October, which consisted of an interview with David Walliams for children. He told us about the books he has written and answered some great questions sent in by other children. Below are some facts and information we learned about David Walliams.

David Walliams is an author, actor, comedian and judge on Britain's Got Talent. When David was younger, his teachers in school recognised his love of reading and creative ideas. David has always enjoyed being left alone with his imagination to write. His favourite book is Charlie and the Chocolate Factory. He has written over 32 books and has had his books translated into 53 languages, including Gaelic!

The advice David gave when writing a book

is to choose a good theme and character and to make it entertaining. The story will then write itself.

David said it can take up to a few months to write a book. The book he found the hardest and took the longest to write was 'Mega Monster'. He wrote this during lockdown at home this year (2021) and was quite preoccupied at times with his son, Alfred!

He then read us extracts from his books 'Gangsta Granny' and 'The World's Worst Children' which we thoroughly enjoyed!

David encouraged us all to continue to follow our dreams, to keep reading and to thank our teachers and educators for helping us to learn.

Ms. McMahon, J3R Teacher



INSIDE J5R & J5W

On Tuesday the 7th of September J5W and J5R enjoyed a fabulous day at CP Adventures in Russborough House. The sun shone from the moment we arrived, we couldn't believe our luck! We were split into 4 small groups and we quickly began the activities. Each group enjoyed bushcrafts and firemaking, team-building activities, archery, rockwall climbing,

high ropes and zip lining. We had a great time getting to know each other better. We encouraged and helped each other through the challenging high ropes courses and the terrifying zipline- exhilarated screams could be heard ringing out throughout the forest! Bonds were built, fears were conquered and marshmallows were toasted and devoured!



INSIDE J6R & J6W

J6 CARLINGFORD FUN

By Aoife Mitchell and Olivia Wilson, J6W

For the first edition of INSIDE ALEX we decided to tell you a bit about our Carlingford class trip experience.

What did you think about Carlingford?

I think Carlingford was a really great way to bond with my classmates. I thought the activities were really fun, especially the laser tag up in the mountains, and taking over the castle.

What activities did you enjoy?

I really liked the high ropes because there was a ladder called the Jacob's Ladder and each rung got higher.

What was your favourite part?

I loved the downtime because we were all running around the dorms and talking.

What would you change about Carlingford?

I would change the kayaks to make them into luxury boats and get a bigger trampoline and slides but other than that it was really fun

If you could have done more activities, what would they be?

I would like to have done ziplining and warzone as well because they looked fun and enjoyable.

What was one of the best memories?

I think one of the best memories was the kayaking, because we were all working in teams, and even though

it was a bit rainy, we all really enjoyed it, and I especially liked the water trampoline, and jumping off it.

What surprised you about Carlingford?

When I first thought of Carlingford it reminded me of Onondaga camp in Canada, which is where we stay in cabins outside in the woods with 8 people per cabin. Whereas, in Carlingford, you were in a big building with a lot of different sized rooms, because some had 4 people in a room, while some had up to 7.

What would you do again if you went back to Carlingford?

I would definitely do the campfire again because it was so much fun, and I loved eating the smores.

Overall, we all really enjoyed the trip, and we thank all the teachers who brought us to Carlingford, all of our instructors and our bus driver :) We all had such a great time and it was really a great trip.



Credits:


Interviewers and writers:
Olivia Wilson (J6W)
Aoife Mitchell (J6W)



Credits:

Interviewees:

Róisín O'Callaghan (J6R)
Emily Sexton (J6R)
Darcy Carlin (J6W)
Ella Glynn (J6R)
Grace Galligan (J6R)
Jessica Walsh (J6W)
Maria Vivancos (J6W)



INSIDE STEAM

Life below water

The J5 and J2 classes started off the activities for the new Creative Technologies programme in Alex with a Zoom workshop, hosted by Marine Dimensions. Over the coming weeks, the J3, J4 and J6 girls will partake in a range of Zoom workshops looking at different themes; from learning all about “squids” (J6) to looking at different ways of “taking care of our oceans” (J3/J4). From these workshops, the students will focus on a project that focuses on marine life, using creative technologies to explore their understanding of marine life further.

During their online workshop last week, J5 were introduced to the many different types of animals that live in the sea and on the shore. Then, following the Zoom workshop, both classes were fortunate to have super weather for their follow-up trip to Sandycove Harbour. They spent the afternoon rock pooling and combing the beach, looking to find as many seashore creatures living in their natural habitats as possible. There was great excitement as hermit crabs were found and examined, different types of shells were discussed and J5W were even lucky enough to catch a small, black pipe fish in one of the rock pools!

Ms. McGarry



INSIDE ART

CREATIVITY FROM KG LOWER TO J6

The girls have been busy over the past couple of weeks. Here is a selection of their artwork from portraits, collage, paper weaving, felting, papier-mâché, textiles, still life and collage.

Ms. Smith



Masked portraits
By Kg Lower



Paper fish marbling
By Kg Upper



Picasso portraits
By J1



Collaborative pastel paper weaving
By J2W & J2R



Papier-mâché by J3R



Oil pastels by J3W



Cyanotype printing
By J6W



Textile weaving by J4R



Textile weaving by J4W



Felting
By J6R



Collage
By J5W



Still Life
By J5R

INSIDE INTERVIEW

By Clara Galvin and Sophie Butcher, J6W

Clara and Sophie interview Ms. Evans, Head of Learning Support, about different aspects of her job



How did you find out about TTRS?

A lot of the students who come to me have a recommendation to do typing to help with their work so I researched typing programmes and discovered that TTRS was the best typing programme to use.

What made you get into Learning Support instead of class teaching?

I have always had an interest in working with students who learn differently. Also, I love seeing students when they have what I call “lightbulb moments” when they cry out “Yes I’ve got it!”

Is it hard being a Learning Support teacher and if so why?

It is hard but very enjoyable because all my students learn differently and it can be hard to find the right way to teach them. Each one of my students needs an individual learning plan.

Is there one system you use for all students?

There are certain systems that I base my teaching on but generally each student needs a different plan. I use a book called Alpha to Omega which is like my spelling bible, and for maths I use lots of maths games and a huge amount of concrete materials.

What do you like about teaching Learning Support?

I love it when I feel like I have helped a child move forward and grow in confidence. I love

the close relationships I develop with my students. And of course I love that “lightbulb moment”!

What made you want to be the teacher who ran Student Council?

I volunteered because one thing I miss about teaching P.E. is knowing every girl in the school. Student Council gave me the opportunity to get to know more students.

Which class is your favourite to teach?

I prefer medium to older age groups as a class.

Did you like working in a prison?

I did like working in the prison system. I taught P.E. in 3 prisons. The prisoners were generally very appreciative of any extra effort I made and really enjoyed my classes.

Do you prefer teaching English or maths?

I don’t actually have a preference. I like teaching both. I used to prefer teaching literacy but I have learned to love maths just as much from teaching it in my current job. One of the things I enjoy about maths is that there are more “lightbulb moments”.

Do your students prefer graphic or full length books?

It depends on the child but graphic novels are very popular with children with learning difficulties.



MOVIE REVIEW



By Genevieve Graham, J6R

Realised: July 11th 2016

Movie: Ghostbusters

Director: Paul Feig

Age: 7-12

Genre: Comedy, Fantasy

Characters: Funny, entertaining, smart.

Cast: Kate McKinnon, Melissa McCarthy, Kristen Wiig, Leslie Jones, Bill Murray and Chris Hemsworth.

Screen time: 1 hour and 56 minutes.

Stars out of 5: *****

Final Rating: I just watched this movie with my whole family, and we all agree that it is very funny to watch as a family movie, or even for a movie night with your friends. I hope you decide to watch this funny and frightening movie!

.....
Thank you for taking your time out of the day to read this and. Have a Happy Hallowe'en!

Book Corner

Murder Most Unladylike

By Sophie Mahon, J6R



Book: Murder Most Unladylike

Author: Robin Stevens

Age Rating: J3+

Murder Most Unladylike is a fictional book by Robin Stevens set in the 1930's. It features Daisy Well and Hazel Wong who have created the detective society and in this book they encounter their first murder. The story is told from the perspective of Hazel Wong who discovered the body of Ms. Bell, her science

mistress (what a female teacher would be called back then). The story follows these characters as they investigate the crime. Murder Most Unladylike is the first in a series of books. There are eleven books in the series (two of which are made up of short stories). This book is one of my favourite books. I would recommend this to anyone who likes mystery books and is looking for something exciting to read. As the book is set in

the past I find it fascinating to read the terms and the language the characters use. It also helps that the different terms have the meaning explained at the back of the book. I find the characters interesting and complex. I particularly enjoy 'whodunit' books and anyone who likes them would find this book entertaining and a page turner.

Overall I would give this book a 9.4 out of 10.

COOKERY CORNER

Gluten-free Hallowe'en Cake Pops recipe:

By Eva Duffy, J6R

Ingredients:

1 tub of Cadbury fudge icing
Cocoa powder
Red food dye
185g of butter
170g of sugar
170g of self-raising flour
3 eggs
Icing sugar

Equipment:

- Cake pop mould tray (any colour) or an upside down egg carton
- Electric mixer or whisk
- Wooden skewers

Method:

Preheat the oven to 180 degrees Celsius and measure the ingredients. Put the butter in the microwave for 20 seconds until soft and slightly melted then pour into a bowl with the sugar.

Mix them together then add the eggs. Then add the flour and mix again. The batter should be smooth, light and a pale yellow, beige colour.

Finally add 50g of cocoa powder then mix one last time. Pour the batter into a cake pan and once the oven is set to the right temperature, put the cake in the oven for 20 min.

To check if it's cooked, poke a wooden skewer through the middle. If there are remnants of batter it is not cooked but if it is crumbly take the cake out.

Cut the cake in quarters to let the air out and then pour into a separate bowl with the tub of icing. Mix them together then fill every hole on the mould tray (both sides) with cake. Then poke a skewer through the middle and leave in the fridge overnight.

Take off the mould tray and put 45g of butter in a bowl, heat until melted then add 20g of cocoa powder, stir, add 45g of icing sugar stir, then smooth it onto the cake pops.

Quickly boil the kettle and once the water is boiled, pour it into a bowl with the icing sugar and mix. Then add 6 drops of red food dye and stir until blood red then drizzle it onto the cake pops, put in the fridge for an hour then eat!



Vanilla Rocky Road Ice-cream and Chocolate Sauce

Ingredients:

450ml of double cream
400ml of condensed milk
200g of Dairy Milk chocolate
½ packet of digestives
½ pack of pink and white marshmallows
Vanilla extract/essence
180g of any milk chocolate
95ml of milk

Method:

Line a loaf tin with parchment paper and pour the condensed milk, cream and vanilla extract into a bowl and turn on the electric mixer to 4. If you don't have an electric mixer use a whisk. Either way the mixture should be smooth and stiff (but not hard).

Cut each square of chocolate in half then add to the mixture. Following the chocolate add the digestives and marshmallows. Stir, by hand, then put it into the loaf tin. Place the loaf tin in the freezer for 3 hours.

Once 3 hours is nearly up, break 180g of milk chocolate, add it to the milk and place it into the microwave for 1 min 30 seconds. After 1 min 30 seconds, stir well. Take the ice cream out of the freezer, once it's been in for 3 hours, let it defrost, add the chocolate sauce and whatever toppings you like, then serve!





HALLOWE'EN CUPCAKES

By Holly Kinsella and Claudia Kelly, J6W

Ingredients:

120g plain flour
140g caster sugar
1½ teaspoons baking powder
A pinch of salt
40g of unsalted butter, at room temperature
120ml whole milk
1 egg
¼ teaspoon vanilla extract
1 quantity of powdered sugar icing
A 12-hole cupcake tray, lined with paper cases
Chocolate chips or sprinkles for decoration!

Method:

Preheat the oven 170 degree C (325 degrees F).

Put the flour, sugar, baking powder, salt and butter in a freestanding electric mixer with a paddle attachment (or use handheld electric whisk) and beat on slow speed until you get a sandy consistency and everything is combined.

Gradually pour in half the milk and beat until the milk is just incorporated.

Whisk the egg, vanilla extract and remaining milk in a separate bowl for a few seconds, then pour into the flour mixture and continue beating until just incorporated (scrape any unmixed ingredients from the side of the bowl with the rubber spatula). Continue mixing for a couple more minutes until the mixture is smooth. Do not overmix.

Spoon the mixture into the paper cases until two-thirds full and bake in the preheated oven for 20-25 minutes, or until light golden and the sponge bounces back when touched. A skewer inserted in the centre should come out clean. Leave the cupcakes to cool slightly in the tray before turning out onto a wire cooling rack to cool completely.

When the cupcakes are cold, spoon the icing on top and decorate with chocolate chips or sprinkles (the icing is listed below)

Enjoy!

How to make the icing!

Ingredients:

powdered sugar
vanilla extract
milk

It's not that hard to make this delicious icing with only 3 main steps! First you will need to start with a medium sized bowl. Add your powdered sugar and vanilla extract. Finally you need to add enough milk to reach the desired consistency that you want your icing to be. The glaze will harden in the next 20 to 30 minutes!

You can make this recipe vegan as well! Using your favourite non-dairy milk. This includes almond milk, coconut milk and oat milk. But remember that almond milk has a more watery texture than dairy milk.



SPOOKY DOUGHNUTS

(With stuff you have at home)

By Genevieve Graham, J6R

Ingredients:

2 cups all-purpose flour
½ cup of white sugar
1 teaspoon of salt
tablespoon of baking powder
2 tablespoons of melted butter
½ cup of milk
pinch of cinnamon

Method:

Step 1. Heat oil in deep fryer to 275 degrees F

Step 2. In a large bowl, sift together flour, sugar, salt, baking powder and cinnamon. Mix in butter until it's crumbly. Stir in milk and eggs until smooth. Knead lightly, then turn it out onto a lightly floured surface. Roll or pat to 1/2 cm thickness. Cut with a doughnut cutter, or use two round biscuit cutters of different sizes.

Step 3. Carefully drop doughnuts into hot oil, a few at a time. Do not overcrowd the pan or oil may overflow. Fry, turning once, for 3 minutes or until golden. Drain them on paper towels

Step 4: Decorate! Put frosting, sprinkles or any of your desires.



*Thank you for reading my recipe,
I hope you enjoyed and got a chance to make these!*

HALLOWEEN PUMPKINS

By Carina Bradley, J6R

Recently in J6, a pumpkin decorating competition was held, over a two week period during art class we painted, glued and designed everything.

The tradition of carving pumpkins originated in Ireland. People carved scary faces into turnips and put candles inside. At the time they believed that this would ward off evil spirits and guide good ones.

While we were decorating the pumpkins, the classrooms were filled with laughs, spying eyes, and some stressed feelings about getting the pumpkin done on time.

And now as you're probably all waiting for the winners for this competition, please see the next page to see all designs including the winning group from each class.

Design and painting





WINNING DESIGNS

J6W

Mr Google Eyes


Charlotte Xia
Maebh Cunningham
Zoe Lyam
Katie Molloy



J6R

Queen of Cards

Saoirse Jones
Genevieve Graham
Carina Bradley
Charlotte McDermott



Travelling to Orwell Healthcare

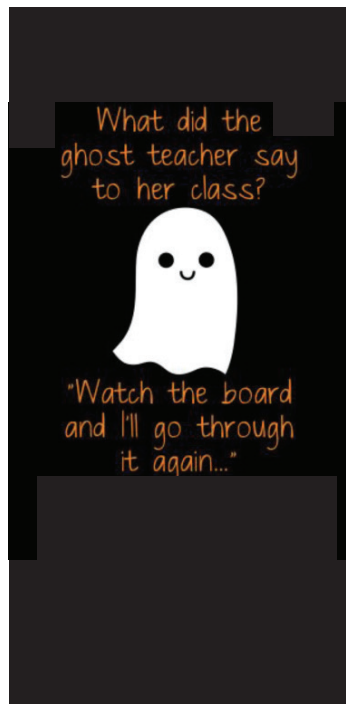
This collaborative community project started last year at a time when no one could visit nursing homes because of the COVID restrictions. The J6s from 2020 donated their pumpkins to Orwell Healthcare.

We joined forces again this year when the pumpkins went on display around the garden of the nursing home and brought a lot of Halloween spirit to the residents. The girls enjoyed being part this project, creating a community spirit between the Junior School and local facilities.

We wish all the residents a spooktacular Halloween 2021.

Ms. Smith and the J6's

SPOOKTACULAR STUFF



HALLOWEEN JOKE'S FOR KIDS



Please send us any funny jokes or riddles for our next edition!

Apple Bobbing

There are lots of traditional games we can play to celebrate Halloween and this year we need to be very creative on how we spend time with our families. Apple bobbing, also known as bobbing for apples, is a game often played on Halloween. The game is played by filling a tub or a large basin with water and putting apples in the water. Because apples are less dense than water, they will float at the surface. Players then try to catch one with their teeth. If you take it seriously, try playing with goggles on.



INSIDE J3R

Witching Hour in Kg Lower!

In KG Lower, Ms Kenny has 23 witches in training working hard and creating potions and spells. Thankfully, these are all good witches so they are also spreading kindness and friendship with their magical powers. Unfortunately, we got a little distracted when making our potions that we fell into the cauldrons!!! We have also been creating the scariest haunted houses with a few spooky ghosts flying around. Hocus pocus it's time to focus!

Ms. Kenny, Kg Lower Teacher



My Passions

By Maryam Khan, J6W



In this article, I will be talking about my passion for 'K-pop'. Ever since my friend introduced me to K-pop, I have been obsessed with it. K-pop has many genres, so it's most likely you'll find a song that you'll like.

K-pop is technically Korean pop. What makes K-pop 'K-pop' is the time you spend as a trainee. There are many different companies, but the three major ones are YG entertainment, JYP entertainment, and SM entertainment. At the age of 12+, many people audition for companies. You can train for 4-6 years until you debut, or never debut at all. It's a very hard life as a trainee.

K-pop has many genres within the genre itself, such as ballads, pop, rock, hiphop, Latino, etc. Some of my favourite groups are Itzy, NCT, TXT, Blackpink, Straykids, and TWICE. There are approximately 600 K-pop groups in the world.

The thing about K-pop is that it is a 4D genre. It's not just about the songs, but also the choreography, concept, and visuals.

A concept is an abstract idea which sets the theme of the songs. There are simple concepts like 'cute' (Dance the night away, TWICE), 'powerful' concepts (Me, CLC) and others. Or, some groups create

a whole new concept, like Itzy. Itzy's concept is to be unique and confident about yourself (Dalla Dalla). There are more complicated concepts, like Red Velvet. Their concept is in their name. The "red" is meant to show their playful side (Red flavour) and the "velvet" part is meant to show their more classy and sophisticated side (Bad Boy).

Choreography is a big part of K-pop. There are various choreographies, depending on the song. There are all kinds of choreographies in K-pop, including contemporary, hiphop, jazz, etc. Very few K-pop groups don't dance (Day6). They also have to sing and dance at the same time, which is really difficult. Most K-pop groups rap more than sing. And you can still enjoy the songs, even if you can't understand the lyrics. Some kpop songs actually have English verses, or just full English songs (Who do you love?, Monsta X and Regular, NCT 127). The visuals of K-pop consist of members who don't get as many lines in songs and are the main actors for mvs (music videos). Some of the most famous visuals are Jisoo (Blackpink), Jin (BTS), and Mingyu (Seventeen).

This is K-pop, my passion.

What is yours?

Alexandra College on Founder's Day



Nahyun from Kg Upper, shared her 6th birthday with Alexandra College on Founder's Day on Monday 11th October!

We enjoyed singing Happy Birthday to all! A super birthday poster Nahyun - very well done. We hope you enjoyed your celebrations on this special day and a very Happy 155th Birthday to the College!

Ms Boyd & Kg Upper :-)

INSIDE Kg Upper

First Term Fun!

We liked making observations on an autumnal walk,

We all enjoyed the time - to look, admire and talk,

“Walking a mile with a smile,” is proving a big hit -

We like being energetic, keeping healthy and fit!

From lots of indoor and outdoor STEAM fun -

to learning new spellings and writing out a sum,

Our reading enthusiasm is really sky high,

and with all our extra activities - the week just seems to fly!


It has been an ‘action-packed’ return to school and with so much to do,

We hope you all - have enjoyed your first term too!

We wish everyone a ‘Safe and Spooktacular’ Hallowe’en break!

Best wishes,

Ms. Boyd & Kg Upper ;-)



JACA Mile

JACA Challenge 2021= The Daily Mile (thedailymile.ie)



The Daily Mile is a simple and fully inclusive programme that introduces daily physical activity into children's lives with the minimum of fuss. It takes place outside in the fresh air where all of our children are every day and it has the full support of children, parents and staff. The Alex JS girls and staff set themselves a challenge of walking/running/cycling/scooting/dancing etc. 6,000 miles over 4 weeks. We are so fortunate to have a wonderful campus here in Alexandra College.

The results for the first week were amazing - a whopping 4,373 miles were

completed! By the end of Week 2, we had surpassed our 6,000 mile goal and were heading towards 9,000 miles! The energy and enthusiasm for this challenge was amazing. Many of the teachers plan to continue doing the daily mile for the rest of the school year. Our J6 Sports Captains were super throughout this programme, leading us in active assemblies and giving us the weekly tally of all the miles. Many thanks also to JACA for the cool wristbands and the completion certificate for every student. Well done to everyone and keep up your Daily Mile over the break girls!

Final total: 19,000 miles!

Brilliant result - well done!



HALLOWE'EN COSTUMES

Please see our selection of class photos of us all dressed up. We had a fabulous and fun day. Thank you to all our teachers and staff. Its been a great first term. We welcome our mid-term but we are looking forward to coming back to school after!



Kg Lower



Kg Upper



J1



J2R



J2W



J3R



J3W



J4R



J4W



J5R



J5W



J6R



J6W

Preschool Lower




Preschool Upper





.....
*Thank you for reading and supporting our first edition of Inside Alex.
Happy Hallowe'en from all the News Committee Team.*



Our next edition is out in December 2021!

Please send us your stories that you wish to share with us.