



Alex

A JUNIOR SCHOOL PUBLICATION

ISSUE 8 APRIL 2022

Our Special
EASTER
Edition



Cover Design: Genevieve Graham, J6R Masthead: Evie Daunt Brennan, J6R



ALEXANDRA COLLEGE
DUBLIN



Alex

J6W

Sophie Butcher

Clara Galvin

Claudia Kelly

Maryam Khan

Holly Kinsella

Aoife Mitchell

Olivia Wilson



J6R

Carina Bradley

Evie Daunt Brennan

Eva Duffy

Genevieve Graham

Sophie Mahon

Sofia Sambataro



Cover Design: Genevieve Graham

Masthead and Icons: Evie Daunt Brennan



The information contained in this publication is for general information purposes only and, while every effort has been made to ensure completeness and accuracy, please refer to the appropriate websites for latest updates; www.alexandracollege.eu



ALEXANDRA COLLEGE
DUBLIN

THE NEWS COMMITTEE



Alex

Welcome to our third edition of *Inside Alex*! This issue is our very special Easter publication to share with you how busy we are since our return to school.

We met with Ms. Smith to share ideas and have written our news articles. Please read about our World Book Day, the JACA Bakeathon, Seachtain na Gaeilge along with our regular book reviews, cookery and feature stories, giving you our readers a taste of life *Inside Alex*.

A special thank you to Mrs. Lamplugh and Ms. Gorry for supporting this every time.

Thank you to Ms. Smith for helping us to put it all together. We would like to especially thank Ms. Gorry for taking the time to edit this edition. Thank you to everyone who contributed to *Inside Alex*!

We really hope you enjoy reading this edition as much as we did putting it together. The next edition is our last one, so please send us your stories and photos.

Best wishes,

From the News Committee



IN A WORLD WHERE YOU CAN BE ANYTHING

#Choose Kind

This Easter



ALEXANDRA COLLEGE
DUBLIN



A Message from Ms. Gorry

Dear Parents and Girls,

It is wonderful to see the brighter mornings and longer evenings as we move through the season of spring. We have had busy months since the last edition of Inside Alex. We celebrated Friendship Week, acquired new reading books at the Scholastic Book Fair and dressed up as a book character for World Book Day. We celebrated Seachtain na Gaeilge through a number of events which culminated in a special assembly where each class performed in Irish. This was our first opportunity to gather together as a whole school following the easing of restrictions and the girls dressed in green, white and orange clothes. It was a colourful and joyous celebration!



We started whole school assemblies, Family Reading and Family Group work

after St. Patrick's Day. It is wonderful to see the older and younger girls interacting with each other and working together. The weekends have also been busy with the DramFest and Open Day. Many of the classes have been on outings to venues such as Kilmainham Gaol, Henrietta Street and even an open top bus tour of the city. There are many more events to look forward to before the Easter holidays such as the Easter egg raffle, cake sale and the return of the Star Baker parent and childrens' competitions.

I wish all of your families a Happy Easter and we look forward to Ms. Lamplugh's return on the 25th April.

Aisling Gorry

Acting Head of the Junior School



INSIDE ALEX



Interview	8
Seachtain na Gaelige	10
Inside J1	22
Inside J5W	23
Inside J5R	24
Inside J2W	25
World Book Day	26
Book Review	32
Easter Time	33
Easter Books	34
Easter Movies	35
Cookery Corner	36
Feature Story	38
Inside French	40
Friendship Week	42
Inside Art	44
Art Appreciation Month	46
My Favourite Artist	46
J6 Bus Tour	47



Interview with Ms. Upton

Holly Kinsella and Aoife Mitchell interviewed our Junior School teacher Ms Upton. Róisín Upton is an Ireland women's field hockey international. She was a member of the Ireland team that played in the 2018 Women's Hockey World Cup final.

.....



By Aoife Mitchell and Holly Kinsella, J6W

What got you interested in hockey?

I started playing when I went to secondary school down in Limerick and that was the main sport down there.

What age did you start playing it at?

I started playing when I was 12 years old.

What position do you play?

Centre defence or centre mid.

What was it like playing in the World Cup final?

It was amazing. It felt so cool the way everyone was dressed in green cheering for Ireland.

Were you friends with some of your teammates before you joined the team?

I would have played with some of the girls. I played with Katie Mullan and anyone around my age.

Do you play any other sports?

I don't because I was already really busy with hockey so I wouldn't have enough time but other players do.

Did you have to make any sacrifices to become a professional hockey player?

I graduated from college three years ago. But I only became a teacher this year, you also miss a lot of occasions and celebrations like birthdays because of training but I don't really feel like it was a sacrifice because I love what I do.



Seachtain na Gaeilge

Ms. Mc Mahon and Ms. Kenny tell us all about Seachtain na Gaeilge

.....



Bhain na cailíní an-taitneamh as Seachtain na Gaeilge. Bhí a lán rudaí ar súil i rith na seachtaine mar shampla, Tráth na gCéist, comórtas póstaer, damhsa agus an tionól speisialta ar 15ú Márta. Ghlac gach rang páirt ag canadh “Amhrán na bhFiann” agus “Lá breithe” le chéile agus ag rá “Ár nAthair” ag tionól gach maidin. Rinne na cailíní i rang a sé Tráth na gCéist lena cailíní níos óige agus bhain siad an-taitneamh as an ócáid seo. Ghlac cúpla cailíní páirt freisin i gcomórtas póstaer freisin. Chun deireadh a chur leis an gceiliúradh, bhí tionól speisialta ar súil sa halla ar an 15ú Márta. Rinne gach rang píosa speisialta cosúil le dán, amhrán nó damhsa as Gaeilge. Bhí an ceol-choirm go hiontach! Maith sibh do gach duine, go háiraithe na daoine a bhfuil an Ghaeilge nua dóibh. Rinne sibh an-obair chun Gaeilge a labhairt, a fhoghlaim agus a mhúineadh. Go dtí an bhliain seo chugainn!

The girls really enjoyed Seachtain na Gaeilge. There were a lot of things that took place during the week, including a table quiz, poster competition, dances and a special assembly on the 15th of March. Every class took part in singing the Irish National Anthem, Happy Birthday and saying the Our Father at assembly in the mornings. The girls in J6 held a table quiz with the younger girls and they really enjoyed it. A couple of girls took part in a poster competition also. To put an end to the celebrations, there was a special assembly in the hall on the 15th of March. Every class performed a special piece such as a poem, song or dance in Irish. The concert was brilliant! Well done to everyone, especially to the people who are new to learning Irish. You all worked very hard to speak Irish, to learn Irish and to teach Irish. Until next year!

*Ms. Mc Mahon (J3 teacher),
Ms. Kenny (Kg Upper teacher)*

Seachtain na Gaeilge

Please see our selection of class photos of us all dressed up for Seachtain na Gaeilge. We had a fabulous and fun day. Thank you to all our teachers, staff and especially to Ms. Mc Mahon and Ms. Kenny

From the News Committee and all the girls in Alex



Preschool Lower



Kg Lower



Preschool Upper



J2R



J2W



J4R



J4W



J6R



Seachtain na Gaeilge with J2R

During Seachtain na Gaeilge, J2R have been working hard. We have been doing our best to speak Gaelic as often as possible, while learning new phrases and words in our Seachtain na Gaeilge booklets. We enjoyed performing our poem 'Gráinne Gráinneog' at the special school

assembly.

We also looked all around the world at how other countries will be celebrating St. Patrick's Day. One of our favourite places was Chicago where they dye the river green.



Seachtain na Gaeilge in Kg Upper

Kg Upper remain very keen Gaeilge learners and are really enjoying their current topic on Éadaí, during Seachtain na Gaeilge!

The girls became wonderful wardrobe designers with Ms Smith in art class, they enjoyed drama games with Ms Crowley and in the classroom, we have had great fun learning and practising many Irish phrases and songs!

Such creativity and enthusiasm Kg Upper!

Go raibh míle maith agaibh!

Ms Boyd :-)



INSIDE Kg Upper



INSIDE Preschool Upper



Preschool Upper enjoyed learning all about Saint Patrick and designing their Saint Patrick's Day badges.

Ms. Murphy and Ms. Moran



Tá an t-ádh ar KG Lower

Bhain na cailíní an taitneamh as Seachtain na Gaeilge. Bhí cúpla 'Gaeilgeoir an lae' gach lá agus fuair na cailíní teastais speisialta. Rinne siad a lán gníomhaíochtaí taitneamhach i rith na seachtaine ar nós Tráth na gCéist lena cailíní i J6, ag canadh amhráin Ghaeilge agus ag glacadh

páirt sa tionól speisialta ar síúl ar 15ú Márta. Dúirt ár rang an dán 'An Bogha Báistí'.

Ms Kenny agus KG Lower



Seachtain na Gaeilge

By Holly Kinsella and Aoife Mitchell, J6W

For Irish week every class prepared a little performance in Irish and performed in front of the school. We also did lots of Irish activities all week, such as quizzes, bingo, card games and memory games. The festival ran from the 1st-17th of March. Irish Week is Seachtain na Gaeilge.

*Seachtain na Gaeilge Sona Daoibh Go Léir
(Happy Irish Week)*



INSIDE J1



The J1 girls have been working very hard this term. They have recently started learning about the heart. Some of our favourite facts were:

The heart weighs about the same as a Heinz Ketchup bottle. Your heart is about the same size as your fist.

When you listen to music your heartbeat changes. It beats faster when you listen to fast music and slower when you listen to calming music.

We also learned how to take our pulse. Have a

look at some of the pictures to see where to find your pulse on your neck and your wrist. Once you've found it, count how many beats you can feel in one minute. If you do some exercise and check your pulse again, your heart rate should be higher.

We also had a great time celebrating Seachtain na Gaeilge. I hope everyone has a great St. Patrick's Day.

Ms. Martin



Engineering Week in J5R

For Engineering Week, J5R took on a series of challenges. We designed earthquake-proof structures from jellies and cocktail sticks and we made tables and bridges from paper, which were able to withstand the weight of several books! We learnt that triangles are extremely strong shapes, as they distribute their load evenly across the whole shape, whereas rectangular structures often buckle under stress.

The teams had to demonstrate cooperation, as they worked together - exploring the materials, experimenting with different designs and testing their structures. It was a lot of hard work, but also provided an excellent opportunity to develop our STEM skills and foster the next generation of female engineers!

Ms. Richardson



INSIDE J5W

This term J5 have been enjoying our class novel, "The Little Bee Charmer of Henrietta Street".

We decided to research the author of The Little Bee Charmer, Sarah Webb, and to investigate what life was like in Dublin in the early 1900's. We knew Sarah Webb had written lots of books for all ages, but we found it really interesting researching the toys and games children would have played with at that time. We also learned a lot about the living condi-

tions of Henrietta Street and the hardships people faced.

We also really enjoyed a Zoom Workshop with Sarah too and we learned a lot about writing books and the research that goes into writing historical fiction.

J5W are looking forward to finishing our novel and we hope to get an opportunity to visit Henrietta Street next month!

Ms. Byrnes and Ms. Mc Garry



MATHS IN J2W





Preschool Lower



Preschool Upper



Kg Lower



Kg Upper



J2R



J2W



J3W



J4R



J5R




J5W



J1



J6W



J6R

WORLD BOOK DAY

From Preschool Lower

On March 3rd we celebrated World book Day. In Preschool Lower every girl came dressed as a character from her favourite book. Here are some reviews from a few of the most loved books in Preschool Lower.

Ms. Brandon & Ms. Malseed



Chloe dressed up as Princess Pearl from the book Zog by Julia Donaldson. Zog is about a young accident prone dragon who wants to be the best in dragon school. In the book Zog meets Princess Pearl who wants to be more than a princess. She dreams of being a doctor and as she forms a friendship with Zog and finds multiple ways to help Zog out of the many scrapes he finds himself in.

Beatrice dressed up as Rosie Revere from the book Rosie Revere Engineer. We read this book during science week back in November. Rosie loves to help people and come up with new inventions. In this book, she creates a hat made from cheese to help keep snakes away from her favourite uncle's head. This book teaches us about problem solving and creative thinking.



Genevieve dressed up as the ladybird in What the ladybird heard. The book is about a little ladybird who always listens but never speaks. She helps save her friends from two bad men who have a cunning plan to steal the prize cow. The story teaches us that we can't every problem alone and is about friendship and helping each by working together.



Nora dressed up as a cat from the book 'They All Saw A Cat' by Brendan Wenzel. This is a book about a cat who walked through the world and was viewed differently by each animal it passed depending on their point of view. It teaches observation and curocity.

BOOK REVIEW

By Claudia Kelly and Olivia Wilson, J6W


Title: *Percy Jackson and the Lightning Thief*

Author: Rick Riordan

Genre: *Fantasy fiction*

Plot:

Percy Jackson is a modern 12 year old boy when he finds out that his father who left before Percy was born is in fact, a Greek god. After being attacked by his maths teacher, sent to a camp for demigods, hunted down by the god of the underworld and framed for stealing Zeus's special lightning bolt, can this kid stop havoc from breaking loose and the gods from starting war?



Our opinion:

Percy Jackson is a fantastic book if you're looking for fantasy fiction. It's a book full of adventure, action and Greek mythology. Overall we would fully recommend it as it's a great introduction to Greek mythology in a fun way! A good follow up is Heroes of Olympus and Trials of Apollo.

EASTER TIME

By Claudia Kelly and Olivia Wilson, J6W

History:

The real reason to celebrate Easter was because thousands of years ago at 30 A.D. Jesus claimed to be the son of God, which the Roman emperor did not like, so he sentenced him to death on the cross. Three days later, on Easter Sunday, Jesus rose from the dead so that we could have forgiveness and life. That's why we have the Easter bunny who brings us chocolate on Easter Sunday. The bunny is a symbol of fertility and new life.

Fun facts:


- More than 1.5 million Cadbury Creme Eggs are produced every day
- The world's largest Easter egg weighs in at 1,028kg.
- Some people might paint Easter eggs during Easter. This tradition comes from Ukraine. The UK's first chocolate egg was produced in Bristol in 1873
- In 2007, an Easter egg was sold for £9 million



Easter Books

By **Claudia Kelly and Olivia Wilson**, J6W


There are lots of Easter books that are fun to read but these are some of our favourites!



Pete the Cat Big Easter Adventure

When Pete wakes up on Easter morning, ready to check out his basket full of goodies, he finds out that the Easter Bunny needs a little extra help. So Pete puts on his bunny ears and finds a way to collect, paint, and hide all the eggs in time for Easter.

Age group 3-8



Fancy Nancy and the Missing Easter Bunny

Fancy Nancy can't wait for Easter and this year, her friend Jojo's class pet, Nibbles the bunny, is staying at the Clancys' house for the weekend. But when her friends Bree and Freddy come over for an Easter egg hunt, Nibbles goes missing! It's up to Nancy to find Nibbles before anyone realises she's gone.

Age group 5-7



Spot's Easter Surprise

It's Easter, and Spot and his friends go to Spot's grandparents house for a fun Easter egg hunt. Once everyone has collected the eggs, there is still a surprise waiting in the bushes. What could it be?!

Age group 0-5

EASTER MOVIES

By **Claudia Kelly and Olivia Wilson**, J6W

There are tons of fun Easter movies that we love but some of our favourites and most popular ones are...




Rise of the Guardians

Rise of the Guardians is a movie that includes Santa Claus, the Tooth Fairy, the Easter Bunny, and the Sandman. Although it isn't based on just Easter, it's a great movie that's about a young boy Jack Frost who has to stop the evil Pitch Black from consuming the world in darkness and a fight of dreams.



Ice Age: The great Egg Scapade

Ice Age the Great Egg Scapade is a quick fun movie about Sid the sloth who has to babysit some Easter eggs but doesn't know that his old rival Squint the bunny is planning on stealing the eggs. The movie is a great adventure as Sid has to go on an exciting egg hunt to get them back.



The Dog who Saved Easter

The Dog who Saved Easter is about a golden retriever named Zues who has to jump into action when three criminals try to ruin a daycare for dogs. With the help of Alice and a young veterinarian they manage to save all the dogs.



COOKERY CORNER

FLAVOUR OF THE MONTH

By Claudia Kelly and Olivia Wilson, J6W

Easter Egg Brownie

A really great Easter treat that you can enjoy baking and eating with your friends and family is an Easter egg brownie! There are only 8 steps to make this delicious treat!

Ingredients:

- 185g unsalted butter, cut into small chunks, plus extra for greasing
- 185g dark chocolate, broken into pieces
- 3 large eggs
- 275g golden caster sugar
- 85g of plain flour
- 40g of cocoa powder
- 5 fondant filled eggs (Cadbury's creme eggs are recommended)
- 150g mini eggs

STEP 1

First you need to put the butter and chocolate in a medium-sized heatproof bowl and set over a pan of simmering water, stir it occasionally until it's melted. Preferably cover the bowl loosely with cling film and microwave at 30 sec intervals until melted. You need to leave the melted chocolate mixture to cool to room temperature.

STEP 2

Heat oven to 180C/160C fan/gas 4. Grease a 20cm square tin with butter and line it with 2 long strips of folded baking paper or foil – one running top to bottom, the other left to right then line the base with a piece of baking paper. The strips will help you lift it out later.

STEP 3

Then break the eggs into a large bowl and tip in the caster sugar. With an electric mixer on maximum speed, whisk the eggs and sugar for around 5-8 mins or until they look thick and creamy and have doubled in size.

STEP 4

Pour the cooled chocolate mixture over the egg mixture, then gently fold it all together.

STEP 5

Sieve the flour and cocoa into the wet ingredients then continue to fold the mixture gently with a spatula just until everything is fully combined, try not to over-mix it.

STEP 6

Pour the mixture into the tin and carefully level the mixture with the spatula. Put it in the middle of the oven and bake for 20 minutes.

STEP 7

Meanwhile, cut the fondant filled eggs in half and set them aside then place the mini eggs into a pestle and mortar. Crush a few of the mini eggs but leave some whole. After 20 mins take the brownie out of the oven and press in the fondant eggs, cut side up. Scatter over half of the mini eggs too then you need to put it back in the oven for another 5 minutes.

STEP 8

When it's baked, put the remaining mini eggs on top and leave to cool completely. Place it in the fridge for about 1hr to firm up. Lift it out of the tin using the strips of baking paper and cut into squares. Decorate with little Easter chicks if you like or any other Easter decorations you might want to add!



Oreo Cheesecake

By Eva Duffy, J6R

Ingredients:

- 290g Oreos
- 440ml double cream
- 90g butter
- 450g cream cheese
- 120g icing sugar
- 120g white chocolate

The Topping:

- 250g white chocolate
- 150ml double cream

Step 1

Grind/crush the Oreos into thin crumbs, melt the butter in the microwave for 30 seconds or until melted and then add to the Oreo crumbs mixing thoroughly. When this is done, place the oreo mixture into a cake tin and press down firmly making sure it's spread evenly.

Step 2

Mix together the cream cheese and icing sugar and then set aside. In another bowl melt the white chocolate for 30 seconds, stir then put it in for another ten seconds. Add the white chocolate to the cream cheese and icing sugar, mixing until combined.

Step 3

With a whisk or electric mixer mix the cream into stiff peaks and add to the cream cheese mixture. Spoon the mixture onto the base then put in the refrigerator overnight.

Step 4

For the topping, mix in melted white chocolate with the double cream, the topping should be quite thick and a little bit liquidy but not runny. Pour onto the cheesecake then place in the refrigerator for an hour. Take it out then cut 3 Oreos in half and make an extra half, place them space out around the edge of the cheesecake then place a full one in the centre... and enjoy!



The Easter Rising

By Sophie Mahon, J6R

24/4/1916 – 29/4/1916

The Easter Rising was a major event in Irish history. It was the rebellion against British rule. It is called the Easter Rising as it began on Easter Monday and Ireland were rising up against the British Government. Sometimes, this event is referred to as the Easter Rebellion.

Before the Rising

Britain officially took control of Ireland in 1169. In the 19th century, the Irish Brotherhood was set up. They believed that Ireland should be an independent state. Many believed that instead of Irish politicians going to London, they should establish a parliament in Dublin. However, most in Ulster did not agree with this movement. So, the Ulster Volunteers were created. They did not want Ireland to be a free state. Soon after, the Irish Volunteers were established and they stood for the opposite of the Ulster Volunteers.

The Irish Volunteers wanted Ireland to be a free state so when WW1 broke out they thought this would be a great time for a revolution. The revolution was scheduled

for Easter Sunday 1916 but since the British intercepted their German gun suppliers the revolution had to be postponed.

Pádraig Pearse



Pádraig Pearse was born on November 10th 1879 and is known for his role in the Easter Rising. Interestingly, he taught Irish at Alexandra College. Pearse believed that Ireland should be a free state and he took action on his beliefs. On April 24th, when the rebellion began, he led the Volunteers into battle. After the Rebellion failed he was executed at Kilmainham Gaol.

Timeline of the Easter Rising:

Monday, April 24th 1916

This was when the fighting started. Irish Volunteers marched to the GPO. Two flags were raised here. The Irish Flag and a green flag with the words 'Irish Republic' imprinted on it. Irish Volunteers also occupied locations such as St. Stephens Green, the Four Courts and the Dublin Union (now St. James' Hospital). At the GPO Pádraig Pearse read the Proclamation of the Irish Republic. This was an official announcement that they wanted an Irish republic.

Tuesday, April 25th 1916

The fighting continues. The British failed to take the GPO but attacked other areas where Irish Volunteers were fighting.

Wednesday-April 26th-1916

Britain sends reinforcements while British troops lay siege to the GPO. Britain sends a gunboat up the Liffey to fire at Liberty Hall. The Rebels killed over 200 British soldiers.

Friday, April 28th 1916

The GPO is set on fire. Most volunteers are dead or injured. Pádraig orders everyone to evacuate the GPO.

Saturday, April 29th 1916, The End

At 3:45pm, Pearse surrenders. The leaders are arrested. This is the end of the rebellion.

Aftermath

Once WWI ended in 1918, London called a general election. The Sinn Féin party won a lot of seats but would not take their seats in London. Instead, they wanted to set up their own parliament in Dublin. On January 21st 1919

the newly elected Sinn Féin MPs met at the Mansion House and set up a new parliament called Dail Éireann. They declared that Ireland was now independent and Éamon de Valera was the first president of the Dáil.

However, conflict was to continue with both the War of Independence (fighting against any British authority) and the Irish Civil War (where the people of Ireland fought about the decision to sign a treaty with Britain).

In 1949 Ireland was officially declared a republic. It is both striking and sad that so many lives were lost and that it took over 30 years from the Easter Rising to the creation of the Republic of Ireland.



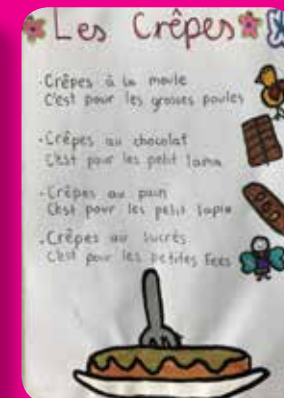


INSIDE Les Nouvelles

Bonjour à tous

Our start of the year is based around celebration and spring cleaning. In January and February we celebrated the “galette des rois” with the family theme, “la Chandeleur” (Pancake Tuesday) and Kg Lower and Kg Upper learnt how to express their love in French for Saint Valentine’s Day. We are enjoying doing some role play about “la crêperie from Milltown” and ordering our special menu while the J5s are playing tourists lost in France and asking for directions. With spring coming, we redesigned the ideal house and ideal classroom with J4 and J6, using this as a backdrop for all the different rooms and objects.

Mme Conan





Friendship Week

The Junior School celebrated Frienship Week during February

By Sofia Sambataro, J6R

From the 14th to the 18th of February it was Friendship Week, a week which was all about your friends and the different aspects of friendship. Every day at assembly Ms. Lamplugh would show us a video or read a story about the different things you need to be a good friend and some girls in J6W picked a song each day related to friendship. The main thing about

Friendship Week is respecting and being nice to your friends and what being a good friend is all about. During Friendship week we honoured our friends by being really kind to them and maybe even giving them a gift. Friendship Week is very important because you realise if you've been a good friend and what you can do to become a better friend.



Chinese New Year

By Maryam Khan, J6W

Chinese New Year, also known as the spring festival or Lunar New Year, is one of the most important celebrations for east Asian cultures, mainly China, Vietnam, and Korea. The spring festival is celebrated for a few days, usually in January or February, depending on the full moon. This year it was on the 1st of April.

Each year is represented by one of the 12 zodiac animals. The 12 zodiac animals are the rat, ox, tiger, rabbit, dragon, snake, horse, sheep, mokey, rooster, dog, and pig. There is a story behind these zodiac animals; the Jade emperor one day called every animal in the world for a race. Twelve animals turned up at the start line: a pig, dog, rooster, monkey, sheep, horse, snake, dragon, rabbit, tiger, ox and rat. As a reward for turning up, the Emperor named a year in the zodiac after each one, while the race would determine the order each animal would be placed.

There are many traditions, for example people put up red decorations to scare off 'nian', an evil chinese monster. Lots of people were scared

of nian, until they found out what scares him. The colour red, fire, and loud noises are used traditionally to scare off nian. Red means good fortune. Everyone also cleans their homes and has a feast. Elders give money to younger people in envelopes. Chinese people eat rice cakes, noodles, and meat during this time.

Cultures celebrating Lunar New Year have different ways of greeting each other during the holiday. In Mandarin, a common way to wish family and close friends a happy New Year is "Xīnnián hǎo," meaning "New Year Goodness" or "Good New Year." Another greeting is "Xīnnián kuàilè," meaning "Happy New Year." Traditional greetings during Tết in Vietnam are "Chúc Mừng Năm Mới" (Happy New Year) and "Cung Chúc Tân Xuân" (gracious wishes of the new spring). For Seollal, South Koreans commonly say "Saehae bok mani badeuseyo" (May you receive lots of luck in the new year), while North Koreans say "Saehaereul chukhahabnida" (Congratulations on the New Year).

HAPPY CHINESE NEW YEAR

2022

THE YEAR OF THE TIGER



INSIDE ART

CREATIVITY FROM KG LOWER TO J6

Over the last term, the girls learnt new skills with the focus on collage, portraiture, tonal drawing, water colour, colour theory exploring all media from soft and oil pastels, painting techniques, and much more. It has been a busy and fun term and we look forward to next term full of creativity.

Ms. Smith



Mondrian art
Kg Lower



Portrait art
Kg Upper



Facemapping
J1



Eye art
J2R



Watercolour art
J2W



Sketchbook work
J3R



3D Sculpture
J3W



Using a viewfinder
J4R



Art elements
J4W



Felting
J6R



Colour wheel
J5R



Sketch book techniques
J5W



Embroidery
J6W

Art Appreciation Month

During the month of January, we celebrated Art Appreciation Month at Alexandra College Junior School. This involved on-site and online gallery tours with the National Gallery of Ireland. The girls explored lots of different kinds of artwork.

Ms. Smith



Art Appreciation Month

JANUARY 2022

Alexandra College Junior School


During the month of January, we celebrate Art Appreciation Month at Alexandra College Junior School. This involves on-site and online gallery tours with the National Gallery of Ireland.

The sessions will vary from exploring the Young Zurich Portrait Prize and the Gallery Highlights Tour where each class will explore the works of Caravaggio, Berthe Morisot, Mainie Jellett, Jack B. Yeats and Saoirse Wall.

The girls are encouraged to look at the artwork with openness to appreciate and enjoy its inherent qualities and to understand that there are no definitive answers in art.

Focusing on dialogue, questioning and creativity, the sessions will embolden the girls to look, respond and form opinions of artworks. The session will be tailored to the age and level of each year group.

The sessions will then be further extended to the girls creating a piece of artwork in response to what they see. This work will go on display in our school's art gallery, a place for the girls to collaborate and showcase their work that will ignite imaginations, stimulate curiosity and get the girls looking and celebrating each other's work from other classrooms. It promises to be a fun and creative way to look and respond to art.



My Favourite Painting

*By Amy Minter, J2R
Art Captain*

Georgia O'Keeffe is an American artist that loved painting about nature. One of my favourite paintings is the White Rose, 1927. She painted it using oil on canvas. I like it because it is a rose and they are my favourite flowers.



My Favourite Painting

*By Hannah, J2W
Art Captain*

Pablo Picasso was a Spanish painter, sculptor and artist. He was born in Spain in Malaga in 1881 and died in 1973. Over his lifetime, he created over 20,000 images. Some of his most famous paintings are of 'Guernica' and 'Blue Room'.



J6 BUS TOUR

We went on a bus tour around Dublin and saw many different sites, such as Kilmainham Gaol, Bord Gáis Theatre, Phoenix Park, The Criminal Courts and many more exciting sites! We asked two J6 girls about the tour...

Zoe:

What does Zoe remember about the bus tour?

Zoe remembers seeing the Ha'penny Bridge which Clara did a project on. Her favourite place on the trip was the Phoenix Park.

Claudia:

What Claudia remembers about the bus tour?

The Phoenix Park was Claudia's most memorable part of the bus tour. Her favourite place on the bus tour was the Guinness Storehouse.

