

George Middle School Asphalt Repair and Replacement

277 Mahoney Dr.

SCOPE OF WORK

TASK 1 BUILDINGS D & E -APPROXIMATELY 2,600 SQ. FT

Remove and replace asphalt.

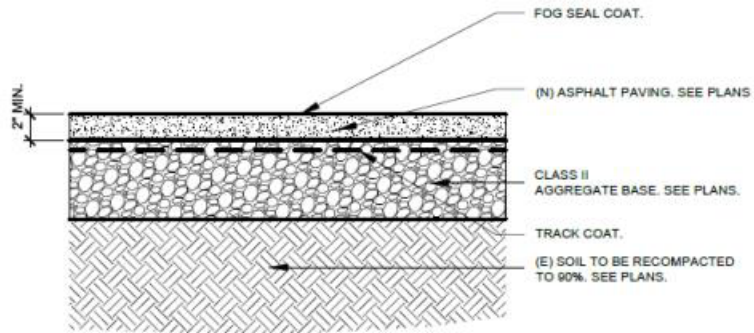
TASK 2 CENTRAL LUNCH AREA (UNDER NEW SHADE STRUCTURE),
APPROXIMATELY 1,900 SQ. FT.

Repair asphalt under new shade structures, Grind and overlay. Patch asphalt after shade structure is installed at columns (8 minimum)-remobilization required.

TASK 3 TRUCK TURNAROUND AREA- APPROXIMATELY 3,100 SQ FT.

Remove and replace degraded asphalt overlay with drive aisle specification standard (8" class 2 base).

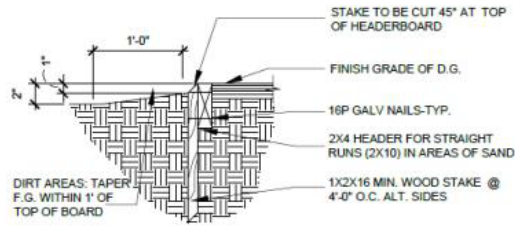
Details



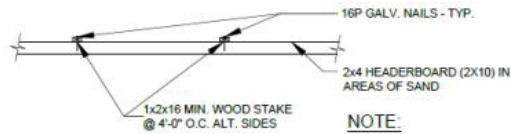
NOTE:

1. INSTALL REDWOOD HEADER BOARD AT PERIMETER OF ASPHALT PAVING WHERE ASPHALT DOES NOT ABUT A HARD SURFACE. REFER TO HEADER BOARD @ ASPHALT PAVING DETAIL 3/-.

1 ASPHALT PAVING N.T.S



SECTION



NOTE:


1. ALL WOOD TO BE ROUGH SAWN PRESSURE TREATED DOUGLAS FIR.


PLAN VIEW

2 WOOD HEADERBOARD N.T.S

Structure Pricing

GEORGE


| DSA4011303012-16 Joined Hip 30'x60' Max 12'e Max | | | | |
|---|------------------------|-------------------------------------|--|------------------|
| UNIT IMAGE | UNIT DETAILS | | | |
|  | Unit Quantity | 1 | Manufacturer No. | USA Shade |
| | Unit Type | Hip Joined | Color Installation | Not Applicable |
| | Structure Size | 30'x60' Max | Roofing Type | Drilled Pier |
| | USA Shade Model Number | DSA4011303012-16 | Base Attachment | PH - Embed |
| | Entry Height | 12 | Anchor Bolts | N/A |
| | No. of Columns | 4 | Concrete Cutting | Included |
| | No. of Fabric Tapes | 2 | Site Removal | Included |
| | Fabric Type | Calumetshade_18 | Surface Type | Asphalt/Concrete |
| | Fabric Color | TBD | NOTES | |
| | Steel Finish | Capital Primer w/ Powder Coating | Pricing based on two (2) DSA4011303012-16 units from Callerton contract | |
| | Steel Color | TBD | | |
| | Electrical Provisions | N/A | | |
| | Galv. RTW Finish | Galvanized | | |
| Concrete No. | | | | |
| PRICE | | | | |
| See below | | | | |



**JOSEPH GEORGE MIDDLE SCHOOL -
REPAIR AND REPLACEMENT
ASPHALT SITE MAP
277 Mahoney Dr.**


**APPROXIMATELY 2600 SF - 8",
3100 SF - 10" Replacement, 1,900 SQ
FT Repair- Grind and Overlay**

**Task 1: Replace Asphalt
between Buildings D & E,
Approx 2600 SQ FT**



2,634 sf

**Task 2: - Repair asphalt under new
Shade Structures. Remobilize and
patch asphalt post shade structure
installation. 8 column locations.
Approximately 1,900 SQ FT**



1,885 sf

**Task 3: TRUCK
TURNAROUND
AREA - Remove
and replace
asphalt
approximately
3,100 SQ FT.**



3,110 sf

The House Helper
Remodeling Expert
Temporarily closed

Google