



Sherwood Elementary School Performance Report 2021-22

Mission statement of school and district

The Edmonds School District is relentlessly focused on ensuring Equity, Excellence, and Engagement for ALL students.

With our students, staff, families and entire community, we strive to provide high quality teaching and learning to serve ALL kids. We strive to disrupt institutional bias based on race, ethnicity, cultural, linguistic background, or circumstances.

About our school

Sherwood Elementary school was established in 1967 and is now home to 406 students in grades 1-6. Sherwood resides in a quaint community in Edmonds with a diverse student population. Sherwood Elementary prides itself on community involvement. Sherwood has numerous activities before and after school including Move 60, Cross Country running, Girls on the Run and morning and after school care. Sherwood does the “Best Book Series” and a 3rd grade reading challenge.

Accomplishments and goals

Accomplishments:

- Sherwood provides the best learning for all students. The teachers support the inclusionary model where all students go into the general education classroom each day.
- The staff is dedicated and determined to do the best for kids each day.

Academic goals:

- **Goal 1:** Grades 1-6 reading proficiency will increase from 51% in Fall 2021 to 54% in the Spring of 2022 as measured by SBA (after Spring 2022 - Spring 2023 we would like to make 3% growth each year).
- **Goal 2:** Grades 1-6 Math proficiency will increase from 20% in Fall 2021 to 50% in Spring 2022 as measured by i-Ready (anticipating 3% growth each year in the Spring until 2024).
- **Goal 3:** Students in grades 3-6 who report a sense of belonging and positive relationships in school will increase from 71% in the Fall of 2021 to 81% in the Spring of 2023 for all students as measured by the Panorama survey data.

How you can help

The PSO (Parent Staff Organization) works hard each year to fundraise with incredible community events to support the students, the staff and the school. Although virtual due to Covid, the PSO finds ways to make events like the annual “Walk-a-thon” happen each year through their creativity. The PSO sponsors many community events such as Bingo night, Art education (virtually), Drive thrus and more to keep the students and families engaged in the Sherwood community. The PSO has helped to form a Diversity, Equity and Inclusion committee. We welcome you to become involved in our school and become a volunteer. Please contact the school office if you are interested, we would welcome your help!

Engaging families, students and staff

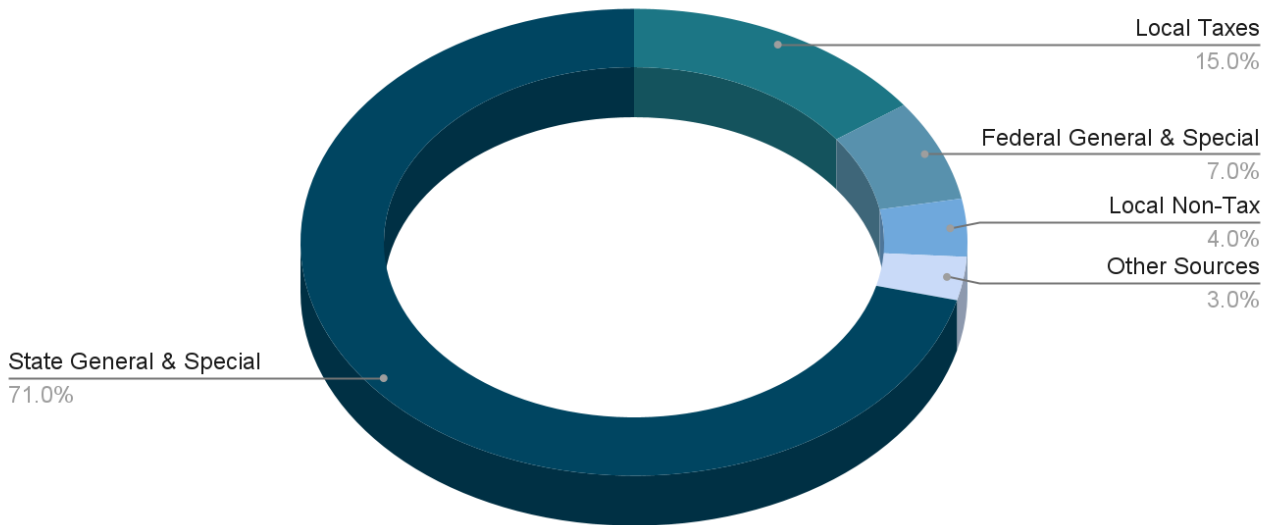
- Stakeholders are involved in the staff meetings, Leadership teams and the PSO. The information is shared and discussed at each level. Sherwood staff worked together to determine needs in each category.
- The staff and the principal will be monitoring the strategies implemented and will revise the plan accordingly based on 30, 60 and 90 day results. This will be ongoing work with all of the stakeholders.
- Teachers are working hard to reach the needs of all students, aligning resources and using viable curriculum to meet all students’ needs. They have determined baseline information and will use that as a guide for their instructional focus.

Annual budget report

Where does our money come from? – Revenue

The district receives funding from three primary sources. The State of Washington provides approximately 71% of the funding for general operating costs, the federal government provides 7%, and 15% is generated through property taxes collected under the voter-approved Educational Programs and Operations Levy. Starting in 2019-20, the District began receiving Federal Elementary and Secondary School Emergency Relief Program funding (ESSER).

General Fund Resources: 2021-22 Budgeted Revenues



Each year, the district involves staff, students, families and community members in helping us to set budget priorities. For more information on school funding, please refer to the [2021-22 Citizen's Guide to the Budget](#). In addition, view our [2021-22 budget presentation](#).

About our building

Opened: 1966

Square footage: 43,284

We are proud that our school facility is used extensively by our community for meetings, events and youth activities.

Student diversity

Enrollment by student demographics	
Female	47.6%
Male	52.4%
American Indian/ Alaskan Native	1.0%
Asian	3.2%
Black/African American	4.7%
Hispanic/ Latino of any race(s)	14.6%
Native Hawaiian/ Other Pacific Islander	0.8%
Two or More Races	15.4%
White	60.3%
OSPI 2020-21	



Washington State Summary

Sherwood Elementary

22901 106TH AVE W
EDMONDS, WA 98020-5199

425.431.7460

Enrollment

2020-21 school year

506



9%

English Learners

22%

Low Income

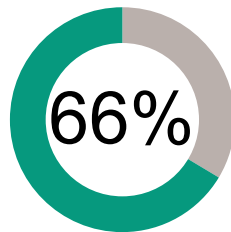
Student Performance

How are we doing getting students to their learning goals?

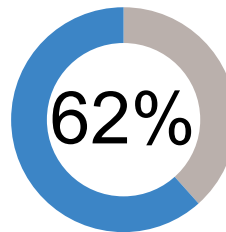
2018-19 school year



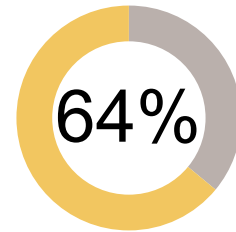
English Language Arts



Math



Science



Met grade level standards on state administered tests

How engaged are our students?



96%

Have Regular Attendance

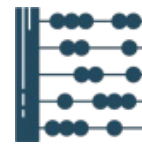
2019-20 school year



35%

Have High English Language Arts Growth

2018-19 school year



32%

Have High Math Growth

2018-19 school year

About Our Teachers and Classrooms

2019-20 school year



37

Number of Teachers

51.4%

Have Master's Degree or Higher

13.3

Average Years Experience



29.0

Average Class Size

Finances

2019-20 school year

Instructional Costs:

\$11,429

Non-Instructional Costs



\$3,723

Some data is suppressed to protect student privacy and will be represented by N<10, blank fields indicate no data was submitted to OSPI for this district or school. To see more, visit <https://washingtonstaterreportcard.ospi.k12.wa.us/>
If you have questions or comments, contact ReportCardRedesign@k12.wa.us

