



Seaview Elementary School Performance Report 2021-22

Mission statement of school and district

The Edmonds School District is relentlessly focused on ensuring Equity, Excellence, and Engagement for ALL students.

With our students, staff, families and entire community, we strive to provide high quality teaching and learning to serve ALL kids. We strive to disrupt institutional bias based on race, ethnicity, cultural, linguistic background, or circumstances.

About our school

Seaview Elementary is a K-6 community school where new learning is happening each and every day in every classroom. Seaview also provides Intensive Support education programs for 1st-3rd and 4th-6th. In addition, we provide MLL services for 29 students across all of the grades who speak different languages.

Our school strives to support all students. We provide a nurturing, safe, inclusive learning environment using rigorous academic and social-emotional resources so each student knows they belong. We include family engagement activities, annual walkathons, readathons, Running Club, Move 60 and much more creating a united community.

Our Mission statement is:

- S:** Strive for Success
- W:** Work Together
- I:** Inspire Others
- M:** Make a Difference.

Accomplishments and goals

Accomplishments:

- We have a staff Social-Emotional Team that reviews daily attendance, Panorama SEL student surveys, to create supportive connections with our students individually, in small groups, and as a whole school.
- Our Equity work is growing with a Parent/Teacher evening group and Staff Equity team focusing on Institutional Racism. We are working on current and historical barriers for marginalized students and how we can become more culturally responsive in our practice.
- We know that progress monitoring and communication with our families establishes a partnership that will support our students in both social-emotional well-being and academically.
- In 2019-2020 99% of our students had regular attendance.
- Seaview has highly qualified staff with 83% of teachers having a Master's degree or higher and 20 years of teaching experience.

Academic goals:

- **Goal 1:** All students in 1st, 2nd, and 3rd grade who do not meet standard in reading at grade level as assessed by Running Records will show typical growth each year for the next three years using i-Ready Reading diagnostic assessments.
- **Goal 2:** All students in 4th, 5th, and 6th who do not meet standard in math as assessed by the Fall 2021 SBA will show typical growth each year for the next three years using i-Ready Math diagnostic assessments.
- **Goal 3:** Students in grades 3-6 will experience a strong sense of belonging at Seaview through supportive relationships as indicated with a 3% increase every year for the next three years of positive feelings regarding their school experience as measured by Panorama data.

How you can help

We welcome you to our school by becoming a volunteer. We have individual students who would benefit from one-to-one tutoring in basic skills and many other ways that you can participate! Please contact the school office if you are interested in becoming a volunteer, we will welcome

Engaging families, students and staff

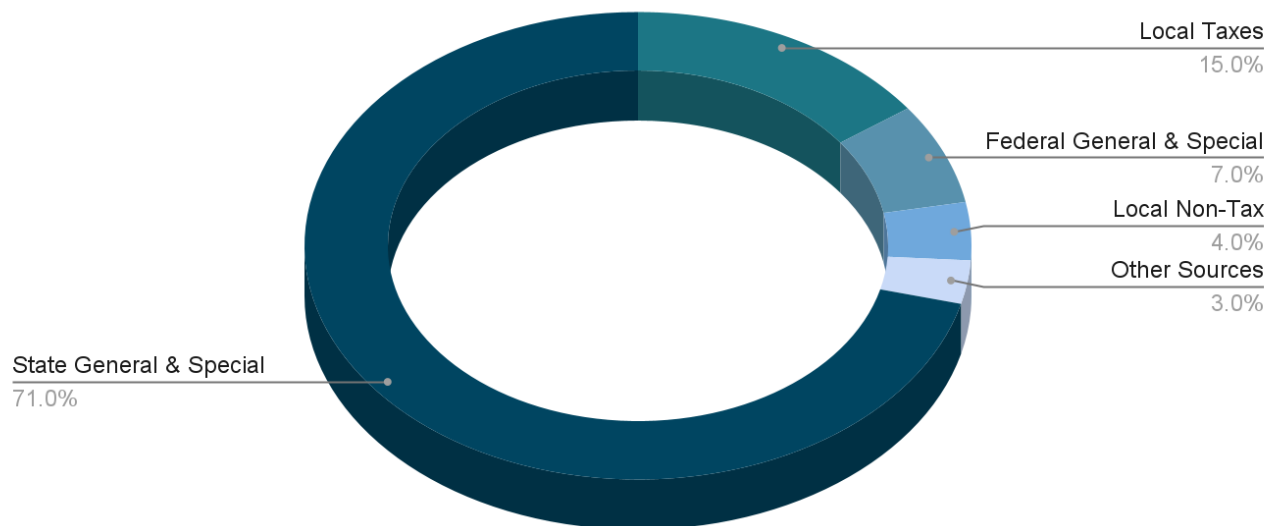
- We will engage our students, families, and staff throughout this year by providing two-way communication that provides clarity, and collaboration centered on our SIP goals.
- Our Leadership team will plan and lead staff through professional learning and data dives. We will use assessment data from ESD Reading, Math curriculums, and Panorama surveys to inform our next steps in professional development and instructional strategies. Students will set new personal learning goals with their teachers and communicate these goals with their families. Progress monitoring will be communicated using iReady Reading and Math diagnostics, as well as other forms of communication.
- We will communicate goals with our families and report throughout the year.
- We will have input opportunities for our families through daily communication with the principal and staff, Equity Team, PTA and Student/Family Surveys.

Annual budget report

Where does our money come from? – Revenue

The district receives funding from three primary sources. The State of Washington provides approximately 71% of the funding for general operating costs, the federal government provides 7%, and 15% is generated through property taxes collected under the voter-approved Educational Programs and Operations Levy. Starting in 2019-20, the District began receiving Federal Elementary and Secondary School Emergency Relief Program funding (ESSER).

General Fund Resources: 2021-22 Budgeted Revenues



Each year, the district involves staff, students, families and community members in helping us to set budget priorities. For more information on school funding, please refer to the [2021-22 Citizen's Guide to the Budget](#). In addition, view our [2021-22 budget presentation](#).

About our building

Opened: 1961

Square footage: 49,420

Remodeled: 1997 (Modernization)

We are proud that our school facility is used extensively by our community for meetings, events and youth activities.

Student diversity

Enrollment by student demographics	
Female	45.5%
Male	54.5%
Asian	6.1%
Black/African American	2.4%
Hispanic/ Latino of any race(s)	11.8%
Two or More Races	11.8%
White	67.9%
OSPI 2020-21	



Washington State Summary

Seaview Elementary

8426 188TH ST SW
EDMONDS, WA 98026

4254317383

Enrollment

2020-21 school year

424



7%

English Learners

19%

Low Income

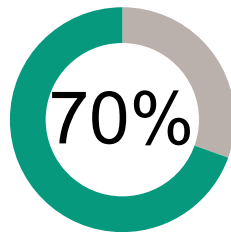
Student Performance

How are we doing getting students to their learning goals?

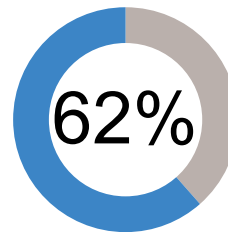
2018-19 school year



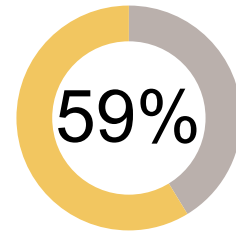
English Language Arts



Math



Science



Met grade level standards on state administered tests

How engaged are our students?



99%

Have Regular Attendance

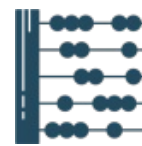
2019-20 school year



45%

Have High English Language Arts Growth

2018-19 school year



40%

Have High Math Growth

2018-19 school year

About Our Teachers and Classrooms

2019-20 school year



30

Number of Teachers

83.3%

Have Master's Degree or Higher

19.5

Average Years Experience



22.0

Average Class Size

Finances

2019-20 school year

Instructional Costs:

\$12,159

Non-Instructional Costs



\$3,723

Some data is suppressed to protect student privacy and will be represented by N<10, blank fields indicate no data was submitted to OSPI for this district or school. To see more, visit <https://washingtontatereportcard.ospi.k12.wa.us/>
If you have questions or comments, contact ReportCardRedesign@k12.wa.us

