



Oak Heights Elementary School Performance Report 2021-22

Mission statement of school and district

The Edmonds School District is relentlessly focused on ensuring Equity, Excellence, and Engagement for ALL students.

With our students, staff, families and entire community, we strive to provide high quality teaching and learning to serve ALL kids. We strive to disrupt institutional bias based on race, ethnicity, cultural, linguistic background, or circumstances.

About our school

The Oak Heights staff will promote learning experiences, which will provide students with a foundation for the development of knowledge, skills and attitudes fundamental to achieving individual success. Students will become responsible, contributing citizens in a rapidly changing and increasingly interdependent world.

Accomplishments and goals

Accomplishments:

- We have responded to equity needs and eliminating opportunity gaps in multiple ways during the 2020-21 school year. Created and implemented a virtual multi tiered system of support to address SEL and academic needs in both remote and hybrid classrooms including:
 - Common SEL curriculum and lessons K-6
 - School psychologist-counseling and lessons
 - Online Student Study Clubs
 - Online recess affinity groups.i.e. Legos, art. etc.
 - Bimonthly materials distribution events
 - Student Engagement Team that provided ongoing check ins, 1:1 support with SEL and academics, tech and connectivity support, materials delivery, family basic needs support.
 - SEL team – monitoring of Panorama Wellness Screener data resulting in student check ins, counseling, and family outreach.

Academic goals:

- **Goal 1:** During the 2021-22 school year, all students will show growth over time as a result of continued partnership with the Leadership, SpEd, and Multilingual Learner Teams. Oak Heights Elementary staff will increase the use of SIOP high leverage strategies for Building Background (SIOP features 7, 8, 9) to increase understanding and achievement of all students. The Leadership team will monitor academic data for disproportionalities between Multilingual students, Special Education students and their peers using a variety of assessment tools, identified in the measures below, for reading and math.
- **Goal 2:** During the 2021-22 school year, all students will show growth in their sense of belonging over time as a result of continued partnership with the PTA, Leadership, SEL, and Equity Teams. The Leadership team will monitor learning and implementation via Panorama data, staff, student, and family surveys, and focus groups. Data from monitoring will be reviewed in fall, winter, and spring to ensure all staff are beginning to apply core practices across our system.
- **Goal 3:** In partnership with our Leadership Team, Natural Leaders, Student Council, and PTA, Oak Heights Elementary will develop culturally responsive and anti bias antiracist (ABAR) practices with that includes learning for staff and students, The Leadership team will monitor learning and implementation via Panorama data, staff, student, and family surveys, and focus groups. Data from monitoring will be reviewed in fall, winter, and spring to ensure all staff are beginning to apply core practices across our system by June of 2022.

How you can help

We welcome you to become involved in our school by becoming a volunteer. Our active PTA supports our students and programs in many ways. By coordinating volunteers, activities and events, this group helps make our school great. Please contact the school office if you are interested in volunteering. We would welcome your help!

Engaging families, students and staff

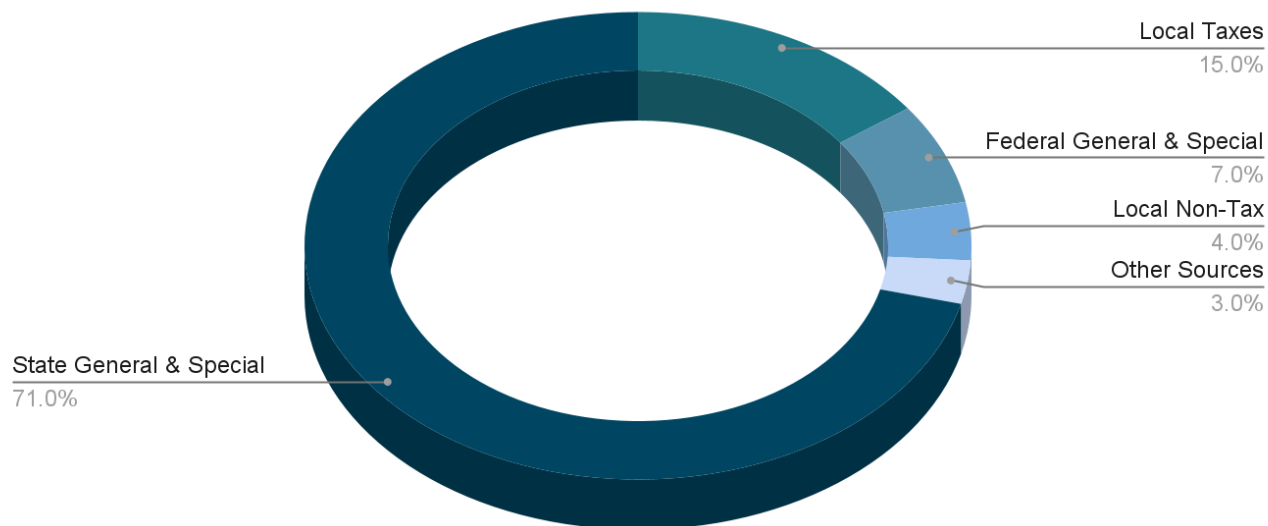
- Prioritize our goals and streamline our work to ensure ample time in the calendar can be made for professional development and time together as a staff.
- Align our building work with district initiatives.
- More time to collaborate with teams to plan, embed strategies in lessons, and align our practices.
- We will continue to use our current data sources to monitor the progress of activities. These include: Panorama, iReady, TCRWP Running Records, staff, family, and student surveys, and ELPA 21.

Annual budget report

Where does our money come from? – Revenue

The district receives funding from three primary sources. The State of Washington provides approximately 71% of the funding for general operating costs, the federal government provides 7%, and 15% is generated through property taxes collected under the voter-approved Educational Programs and Operations Levy. Starting in 2019-20, the District began receiving Federal Elementary and Secondary School Emergency Relief Program funding (ESSER).

General Fund Resources: 2021-22 Budgeted Revenues



Each year, the district involves staff, students, families and community members in helping us to set budget priorities. For more information on school funding, please refer to the [2021-22 Citizen's Guide to the Budget](#). In addition, view our [2021-22 budget presentation](#).

About our building

Opened: 1967

Square footage: 49,355

Remodeled: 1992 (Classroom additions)

We are proud that our school facility is used extensively by our community for meetings, events and youth activities.

Student diversity

Enrollment by student demographics	
Female	47.6%
Male	52.4%
American Indian/ Alaskan Native	0.5%
Asian	19.5%
Black/African American	8.6%
Hispanic/ Latino of any race(s)	19.8%
Native Hawaiian/ Other Pacific Islander	0.3%
Two or More Races	9.1%
White	42.2%
OSPI 2020-21	



Washington State Summary

Oak Heights Elementary

15500 18TH AVE W
LYNNWOOD, WA 98037-8799

4254317744

Enrollment

2020-21 school year

595



23%

English Learners

36%

Low Income

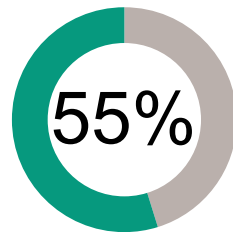
Student Performance

How are we doing getting students to their learning goals?

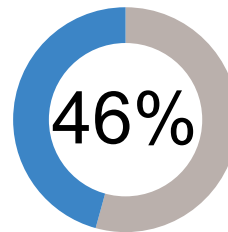
2018-19 school year



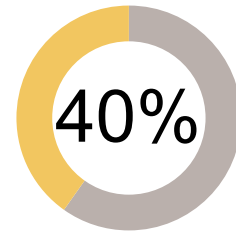
English Language Arts



Math



Science



Met grade level standards on state administered tests

How engaged are our students?



94%

Have Regular Attendance

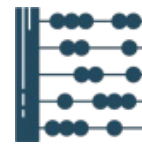
2019-20 school year



30%

Have High English Language Arts Growth

2018-19 school year



40%

Have High Math Growth

2018-19 school year

About Our Teachers and Classrooms

2019-20 school year



42

Number of Teachers

64.3%

Have Master's Degree or Higher

13.6

Average Years Experience

21.0

Average Class Size



Finances

2019-20 school year

Instructional Costs:

\$11,347

Non-Instructional Costs

\$3,723



Some data is suppressed to protect student privacy and will be represented by N<10, blank fields indicate no data was submitted to OSPI for this district or school. To see more, visit <https://washingtonstaterreportcard.ospi.k12.wa.us/>
If you have questions or comments, contact ReportCardRedesign@k12.wa.us

