



Meadowdale Elementary School

Performance Report 2021-22

Mission statement of school and district

The Edmonds School District is relentlessly focused on ensuring Equity, Excellence, and Engagement for ALL students.

With our students, staff, families and entire community, we strive to provide high quality teaching and learning to serve ALL kids. We strive to disrupt institutional bias based on race, ethnicity, cultural, linguistic background, or circumstances.

About our school

Meadowdale Elementary is a richly diverse school with just under half the student population qualifying for free/reduced lunch. Our recent professional development has intentionally been focused on equity and culturally responsive teaching. Many efforts are made to collaborate and seek input from the families we serve. We love input from families and use translation and interpreter services to ensure we are communicating as effectively as possible.

Accomplishments and goals

Accomplishments:

- Three years ago we completed a two year professional development series on math instruction. We took a deep dive into what quality math instruction looks like from both the teacher moves and what students are being asked to do. The main strategies learned were to ensure that students were being given tasks that provided cognitive demand for each one of them (staff learned what a high cognitive demand task entails), multiple strategies are encouraged to be used, and that the teacher took on more of a facilitator role.
- The professional development strategies we learned in math were easily transferable to all other academic areas and ones we continue to use today.

- We also have a high functioning Title 1/LAP, Multilingual, and Learning Support programs. These programs collaborate with the general education teachers and strive to work in concert to provide the most effective interventions to students who are exhibiting academic struggles.

Academic goals:

- **Goal 1:** Latinx students who are also Multilingual Learners will increase by at least 3% as measured by Running Record data moving from 9% of the students at meets or exceeds to 12% and as measured by I-Ready Overall Placement Reading Levels moving from 0% of the students at mid or above grade level to 3%.
- **Goal 2:** Latinx students who are also Multilingual Learners will increase by at least 3% as measured by the I-Ready Overall Placement Math Levels moving from 0% of the students at mid or above grade level to 3% and as measured by Math SBA data (awaiting Fall data from OSPI).
- **Goal 3:** Students will increase their social/emotional skills by at least 5% as measured by the Panorama Survey moving from an average of:
 - 58% to 63% on the student competency measures for 3rd-5th grades
 - 52% to 57% on the student competency measures for 6th grade
 - 71% to 76% on the student wellness measures for 3rd-6th grades

How you can help

Become a member of our Parent Club! Members of the club provide excellent support to our teachers and programs. We welcome you to become involved in our school by becoming a volunteer. We have individual students who would benefit from one-to-one tutoring in basic skills, as well as a wide variety of additional opportunities. Please contact the school office if you are interested, we welcome your involvement!

Engaging families, students and staff

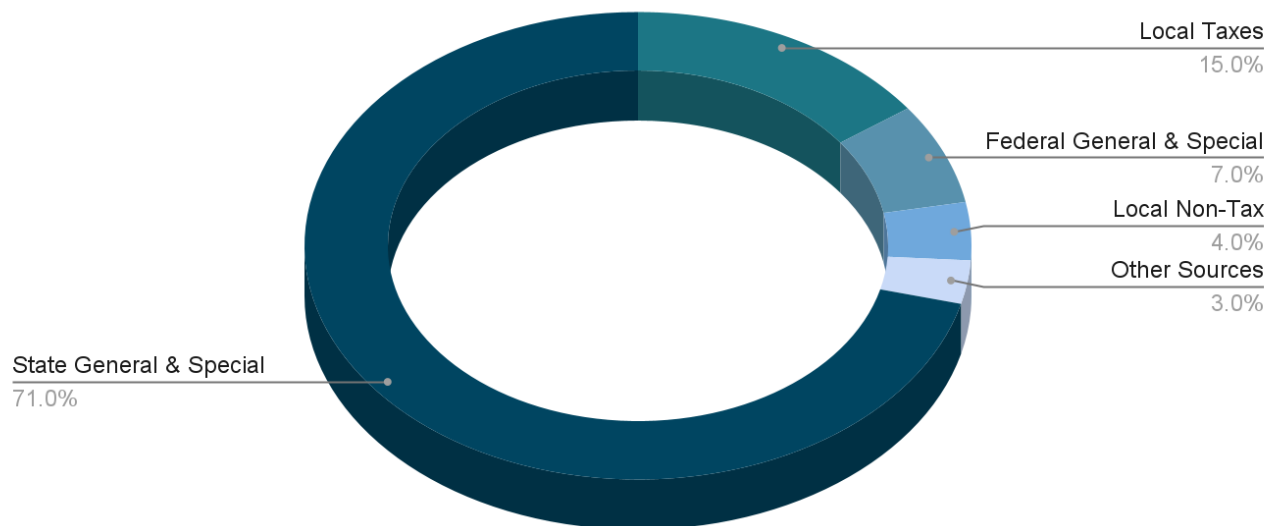
- Our School Improvement Plan (SIP) is shared at Parent Club meetings and input is welcomed.
- SIP is shared during Equity and Instructional Team meetings where parents are members of the team and input and feedback are welcomed.
- Families were given progress reports of their students in February.
- Students were shown their Running Record levels as well as their I-Ready math reports.
- SIP is shared with staff and teachers are asked to create Student Growth Goals that are connected to a SIP goal.
- Staff meeting time was dedicated to examining strategies used to support Multilingual learners and modify and adjust instruction where needed.

Annual budget report

Where does our money come from? – Revenue

The district receives funding from three primary sources. The State of Washington provides approximately 71% of the funding for general operating costs, the federal government provides 7%, and 15% is generated through property taxes collected under the voter-approved Educational Programs and Operations Levy. Starting in 2019-20, the District began receiving Federal Elementary and Secondary School Emergency Relief Program funding (ESSER).

General Fund Resources: 2021-22 Budgeted Revenues



Each year, the district involves staff, students, families and community members in helping us to set budget priorities. For more information on school funding, please refer to the [2021-22 Citizen's Guide to the Budget](#). In addition, view our [2021-22 budget presentation](#).

About our building

Opened: 2000

Square footage: 57,111

We are proud that our school facility is used extensively by our community for meetings, events and youth activities.

Student diversity

Enrollment by student demographics	
Female	46.6%
Male	53.4%
Asian	15.1%
Black/African American	9.8%
Hispanic/ Latino of any race(s)	29.5%
Native Hawaiian/ Other Pacific Islander	0.4%
Two or More Races	10.2%
White	35.1%
<i>OSPI 2020-21</i>	



Washington State Summary

Meadowdale Elementary

6505 168TH ST SW
LYNNWOOD, WA 98037-2797

425.431.7754

Enrollment

2020-21 school year

502



27%

English Learners

43%

Low Income

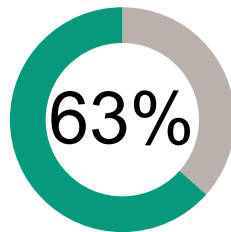
Student Performance

How are we doing getting students to their learning goals?

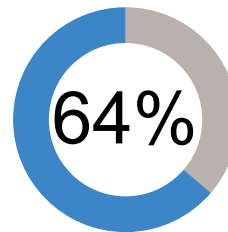
2018-19 school year



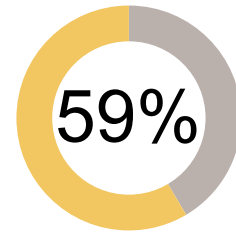
English Language Arts



Math



Science



Met grade level standards on state administered tests

How engaged are our students?



94%

Have Regular Attendance

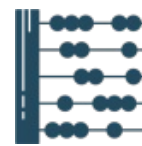
2019-20 school year



29%

Have High English Language Arts Growth

2018-19 school year



48%

Have High Math Growth

2018-19 school year

About Our Teachers and Classrooms

2019-20 school year



39

Number of Teachers

61.5%

Have Master's Degree or Higher

14.1

Average Years Experience

20.0

Average Class Size



Finances

2019-20 school year

Instructional Costs:

\$12,988

Non-Instructional Costs

\$3,723



Some data is suppressed to protect student privacy and will be represented by N<10, blank fields indicate no data was submitted to OSPI for this district or school. To see more, visit <https://washingtonstaterreportcard.ospi.k12.wa.us/>
If you have questions or comments, contact ReportCardRedesign@k12.wa.us

