



Martha Lake Elementary School

Performance Report 2021-22

Mission statement of school and district

The Edmonds School District is relentlessly focused on ensuring Equity, Excellence, and Engagement for ALL students.

With our students, staff, families and entire community, we strive to provide high quality teaching and learning to serve ALL kids. We strive to disrupt institutional bias based on race, ethnicity, cultural, linguistic background, or circumstances.

About our school

The amazing community of Martha Lake has been responsive to barriers that COVID has exasperated during this pandemic. We have chosen to maintain our positivity, working together to continue our commitment in ensuring our students grow academically, meeting social-emotional needs first.

Positive relationships and communication are a priority to ensure Martha Lake is a thriving school. Our diverse student body includes students who speak over 39 different languages, with Spanish and Portuguese heading the list. Our students also span a wide socio-economic range, differently abled, and identities.

Accomplishments and goals

Accomplishments:

- As the support needs of our students have changed in the past ten years, our instructional staff understand the need for differentiation for every student. Alignment across grade level teams is rooted in best research-based instructional practice and continues to be a focus with collaboration amongst support staff and paraeducators.
- Academically, our staff recognize the impact of COVID on learning and are experiencing an even wider range of skill levels, emphasizing the need for multiple entry points for every student. This includes using technology to teach and learn digitally to reach students in a way that enhances classroom learning.

Academic goals:

- **Goal 1:** Between Fall of 2021 and Spring of 2024, students in grades K-6 will be able to read at grade level achieving at least 2% growth each year as measured by i-Ready and Running Records.
- **Goal 2:** Between Fall of 2021 and Spring of 2024, students in grades K-6 will achieve at least 2% growth annually in grade level Math standards as measured by i-Ready and/or SBA.
- **Goal 3:** Between Fall 2021 and Spring 2024, our K-6 students will show growth in feeling a sense of belonging each year over the next three years as measured by Panorama and site-based surveys.

How you can help

Another component of our school is our strong volunteer base. Dedicated volunteers can inspire and mentor our students and provide new opportunities beyond the classroom. We are fortunate to be supported by an active PTA that serves our community through advocacy and fundraising. Joining our PTA is the easiest way to become involved in our school. Once our COVID protocols are lifted, there will be opportunities to help in-person. Please contact our main office if you are interested, we welcome family members, organizations, businesses and community members to volunteer with us.

Engaging families, students and staff

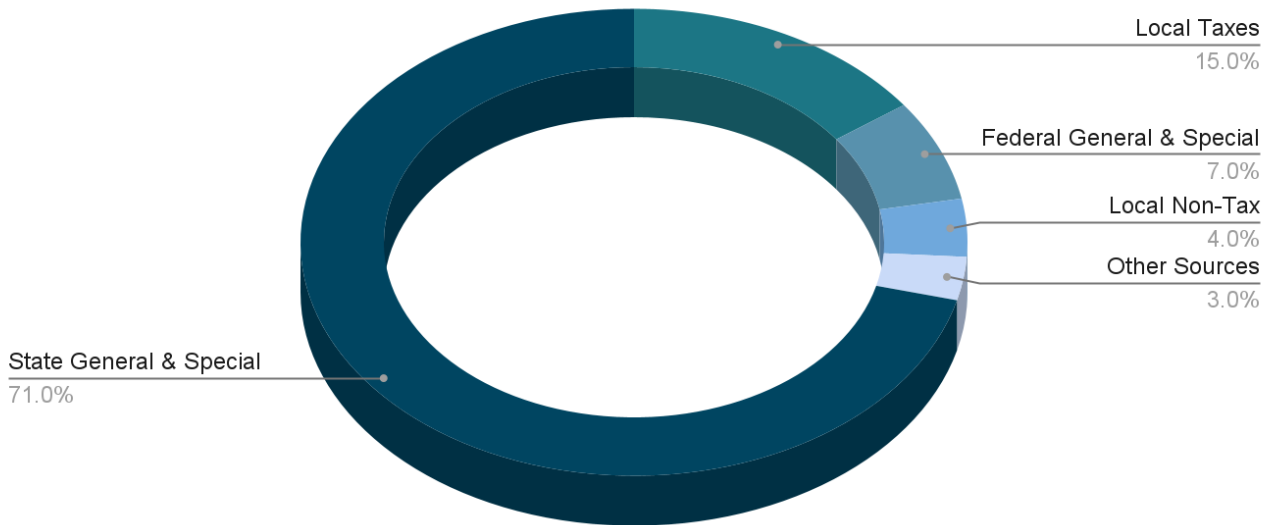
- Given the impact of the pandemic, we were unable to engage our stakeholders as much as we would have preferred. Throughout this year, we will seek opportunities for ongoing engagement with our students and families as we continuously monitor and refine our SIP. We will be intentional about using our SIP as a living, guiding document that will help inform practice and instruction and evolve to help meet and exceed our students, staff and communities' needs.
- Family engagement continues to be an emphasis as we navigate through the COVID protocols. Our events have become remote, including parades, assemblies, and chats to engage online with students, staff and families. A weekly newsletter, translatable in multiple languages, is one tool we use in reaching our community. Recognizing our second most spoken language is Spanish, we have committed to ensuring materials are available in both languages in signage in our school, while also utilizing a language line and interpreters for staff to be able to partner with families.

Annual budget report

Where does our money come from? – Revenue

The district receives funding from three primary sources. The State of Washington provides approximately 71% of the funding for general operating costs, the federal government provides 7%, and 15% is generated through property taxes collected under the voter-approved Educational Programs and Operations Levy. Starting in 2019-20, the District began receiving Federal Elementary and Secondary School Emergency Relief Program funding (ESSER).

General Fund Resources: 2021-22 Budgeted Revenues



Each year, the district involves staff, students, families and community members in helping us to set budget priorities. For more information on school funding, please refer to the [2021-22 Citizen's Guide to the Budget](#). In addition, view our [2021-22 budget presentation](#).

About our building

Opened: 1993

Square footage: 50,753

We are proud that our school facility is used extensively by our community for meetings, events and youth activities.

Student diversity

Enrollment by student demographics	
Female	51.0%
Male	49.0%
Asian	21.2%
Black/African American	6.8%
Hispanic/ Latino of any race(s)	28.7%
Native Hawaiian/ Other Pacific Islander	2.0%
Two or More Races	9.3%
White	32.1%
<i>OSPI 2020-21</i>	



Washington State Summary

Martha Lake Elementary

17500 LARCH WAY
LYNNWOOD, WA 98037-8206

425.431.7766

Enrollment

2020-21 school year

443



29%

English Learners

44%

Low Income

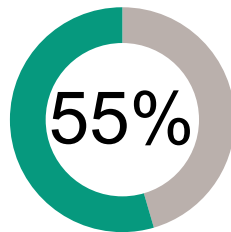
Student Performance

How are we doing getting students to their learning goals?

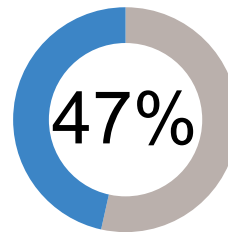
2018-19 school year



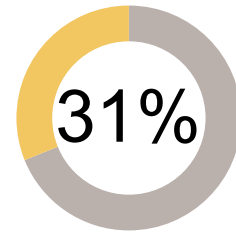
English Language Arts



Math



Science



Met grade level standards on state administered tests

How engaged are our students?



93%

Have Regular Attendance

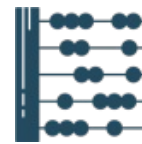
2019-20 school year



35%

Have High English Language Arts Growth

2018-19 school year



44%

Have High Math Growth

2018-19 school year

About Our Teachers and Classrooms

2019-20 school year



33

Number of Teachers

54.5%

Have Master's Degree or Higher

14.4

Average Years Experience

22.0

Average Class Size



Finances

2019-20 school year

Instructional Costs:

\$11,907

Non-Instructional Costs

\$3,723



Some data is suppressed to protect student privacy and will be represented by N<10, blank fields indicate no data was submitted to OSPI for this district or school. To see more, visit <https://washingtongstatereportcard.ospi.k12.wa.us/>
If you have questions or comments, contact ReportCardRedesign@k12.wa.us

