



# Lynnwood High School

## Performance Report 2021-22

### Mission statement of school and district

The Edmonds School District is relentlessly focused on ensuring Equity, Excellence, and Engagement for ALL students.

With our students, staff, families and entire community, we strive to provide high quality teaching and learning to serve ALL kids. We strive to disrupt institutional bias based on race, ethnicity, cultural, linguistic background, or circumstances.

### About our school

Lynnwood High school's enrollment has remained between 1,300 and 1,400 over the past ten years. We are a school proud of our diversity, our wide variety of programs, strong advanced placement program, and our efforts to provide a positive learning community that focuses on inclusion, belonging, and the whole student.

### Accomplishments and goals

#### Accomplishments:

- We have recently become an AVID school and are excited about the opportunity and instructional growth that we believe will be a result of the program.
- In addition, we also have become a STEAM school which will allow students the opportunity to receive a STEAM diploma in the career pathways of Environmental Science, Advanced Manufacturing Computer Science, and Health Science.
- ELA proficiency rate (78%/top ten decile in Statewide Data), dual credit enrollment (79%/top ten decile in Statewide Data), student feelings on school culture and climate, and reduction in school exclusions over the years.

### **Academic goals:**

- **Goal 1:** Lynnwood High School will increase our on-time graduation rate to 88% in the 2021-22 school year (95% by 2024) and will also eliminate all opportunity gaps within these rates.
- **Goal 2:** Lynnwood High School will increase our 9th on-track to graduate rate from 67% to 81% (95% by 2025) and will also eliminate all opportunity gaps within these rates.
- **Goal 3:** Lynnwood High School will increase our students' feelings of belonging and safety within our school community as measured by grade level, race, gender, low-income, and categorical programs.

## **How you can help**

Lynnwood High School has a strong Parent Teacher Student Association as well as a Booster Club that supports our students, staff and programs in many ways through fundraisers and various events. We welcome you to become involved in our school by becoming a volunteer. Please contact the school office if you are interested.

## **Engaging families, students and staff**

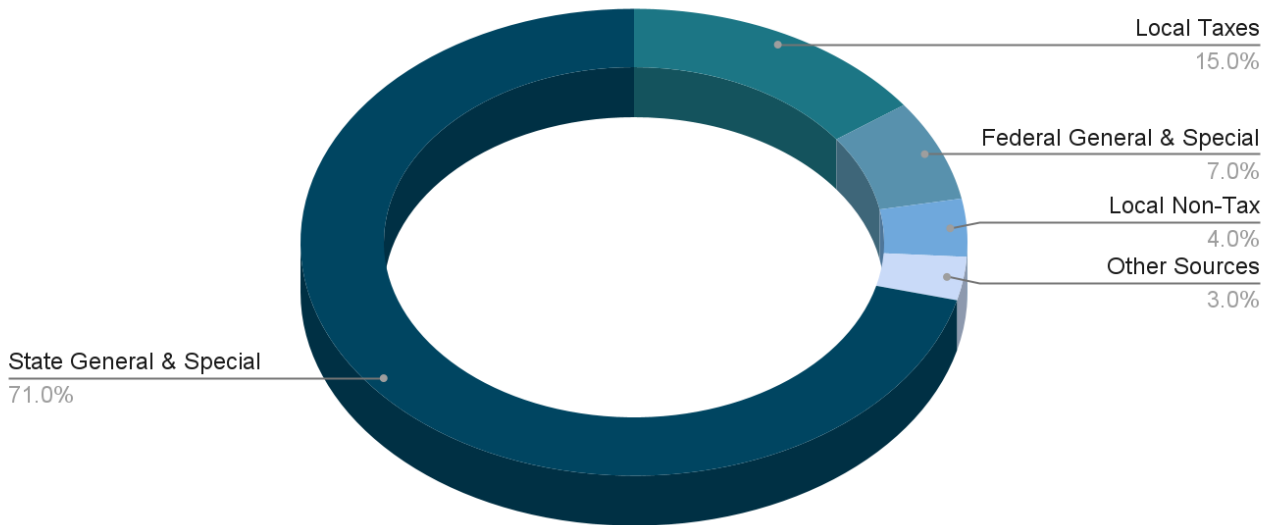
- Lynnwood High will continue to use our Equity Team and our Building Leadership Team as the key reviewers and developers of our SIP.
- We also plan to have a student advisory team and family advisory team involved this year in our SIP review and evolution.
- Our full staff will also be involved in the review and updates to our SIP (as well as individual instructional departments).

## **Annual budget report**

### **Where does our money come from? – Revenue**

The district receives funding from three primary sources. The State of Washington provides approximately 71% of the funding for general operating costs, the federal government provides 7%, and 15% is generated through property taxes collected under the voter-approved Educational Programs and Operations Levy. Starting in 2019-20, the District began receiving Federal Elementary and Secondary School Emergency Relief Program funding (ESSER).

## General Fund Resources: 2021-22 Budgeted Revenues



Each year, the district involves staff, students, families and community members in helping us to set budget priorities. For more information on school funding, please refer to the [2021-22 Citizen's Guide to the Budget](#). In addition, view our [2021-22 budget presentation](#).

### About our building

**Opened:** 2009

**Square footage:** 217,597

We are proud that our school facility is used extensively by our community for meetings, events and youth activities.

## Student diversity

Enrollment by student demographics	
Female	48.3%
Gender X	0.7%
Male	51.0%
American Indian/ Alaskan Native	0.4%
Asian	21.1%
Black/African American	7.2%
Hispanic/ Latino of any race(s)	27.4%
Native Hawaiian/ Other Pacific Islander	1.1%
Two or More Races	8.7%
White	34.1%
OSPI 2020-21	

## Dropout rates

10.5%



# Washington State Summary

## Lynnwood High School

18218 NORTH RD  
BOTHELL, WA 98012

4254317520

### Enrollment

2020-21 school year

1,408



14%

English Learners

45%

Low Income

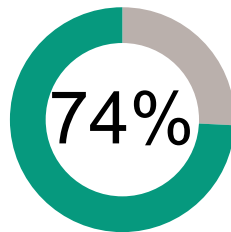
### Student Performance

How are we doing getting students to their learning goals?

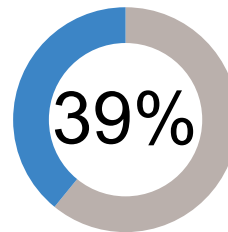
2018-19 school year



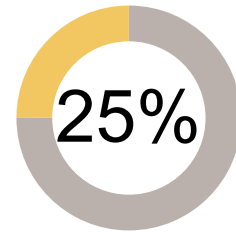
English Language Arts



Math



Science



Met grade level standards on state administered tests

### How engaged are our students?



71%

9th Graders on Track to Graduate

2019-20 school year



78%

Took a Dual Credit Course

2019-20 school year



81%

Graduate in 4 years

2019-20 school year

### About Our Teachers and Classrooms

2019-20 school year



76

Number of Teachers

73.7%

Have Master's Degree or Higher

15.2

Average Years Experience



21.0

Average Class Size

### Finances

2019-20 school year

Instructional Costs:

\$11,429

Non-Instructional Costs



\$3,723

Some data is suppressed to protect student privacy and will be represented by N<10, blank fields indicate no data was submitted to OSPI for this district or school. To see more, visit <https://washingtongstatereportcard.ospi.k12.wa.us/>  
If you have questions or comments, contact [ReportCardRedesign@k12.wa.us](mailto:ReportCardRedesign@k12.wa.us)

