



Lynnwood Elementary School Performance Report 2021-22

Mission statement of school and district

The Edmonds School District is relentlessly focused on ensuring Equity, Excellence, and Engagement for ALL students.

With our students, staff, families and entire community, we strive to provide high quality teaching and learning to serve ALL kids. We strive to disrupt institutional bias based on race, ethnicity, cultural, linguistic background, or circumstances.

About our school

Lynnwood Elementary is an inclusive learning environment for K-6 students where all belong. We strive to provide every student with rich, quality instruction and the best supports possible to help each child reach their fullest potential and maximize their success. Our instruction centers around rigorous standards-based learning of academics, social and emotional learning, and building a positive culture and community.

Accomplishments and goals

Accomplishments:

- To support learning at Lynnwood, we offer a variety of programs. We currently house a Developmental Kindergarten program, reading intervention, and services for both students with individualized learning plans and students who are multilingual learners.
- Our academics are aligned with social emotional learning – we utilize both the Second Step curriculum and have recently implemented the Zones of Regulation. Ultimately, we know that when students feel safe, secure, cared for, and additionally have consistent expectations, we know they are ready to learn and achieve. Relationships matter, and are the first part of establishing a learning partnership based on trust.

- Our goal and mantra is, “Lynnwood Leopards – We are respectful, responsible, and ready to learn!” Beyond the school day, we have opportunities for students to be involved with Move 60!, Drama, Choir, Safety Patrol, STEM club, and currently we are in the beginning stages of a Student Leadership/Equity Team and gardening club.

Academic goals:

- **Goal 1:** Students performing at/above grade level proficiency in ELA in grades 4, 5, and 6 as measured by the Fall SBA will increase from 44% in the Fall of 2021 to 49% in Spring of 2024 as measured by Running Records.
- **Goal 2:** Students performing at/above grade level proficiency in Math in grades 4, 5, and 6 as measured by the Fall SBA will increase from 24% in the Fall of 2021 to 29% in Spring of 2024 as measured by iReady.
- **Goal 3:** Between Fall 2021 and Spring 2024, students will show increases in sense of belonging from 62% to 67% as measured by the Panorama Student Wellness Screener and school developed K-2 data collection.

How you can help

We have numerous opportunities to support students, staff and our PTO. We welcome your involvement by becoming a volunteer or in any way that you would like to support our school. Please contact the school office if you are interested, we want your involvement and voice in our school family.

As community and family partners, it is our goal to provide events, communication, and collaboration that is open and caters to the needs of all of our families. We are working harder than ever to ensure we connect everyone to Lynnwood in a positive way and learn how to best support each child’s success by considering parents as the first and most important teacher. Opportunities for parents to connect with LWE include: Natural Leaders, Parent Teacher Organization, Parent Representatives on our School Improvement Team, a joint Book Study club of Building Cultures (focused on improving our family engagement), and volunteering. We additionally have a strong partnership with our onsite child care provider, Right At School.

Engaging families, students and staff

Our SIP was reviewed and revised by our building School Improvement Team which currently consists of staff and parent members. Our goal is to engage families and students about our School Improvement goals on this newly formed team throughout the year to make corrections in an ongoing matter. Our team has taken feedback from our Family Equity Team, Roadmap Survey, and Panorama surveys to shape some of our existing Equity and Engagement Goals.

Beyond engagement through our School Improvement Team, we intend to hold various opportunities for parent and student collaboration and feedback in our goals:

- Family/Principal Connection Meetings (4 times throughout the year)
- Road Map Parent Feedback Groups

- Natural Leaders
- Parent Teacher Organization
- Building Connections Family Engagement Group
- Student Leadership

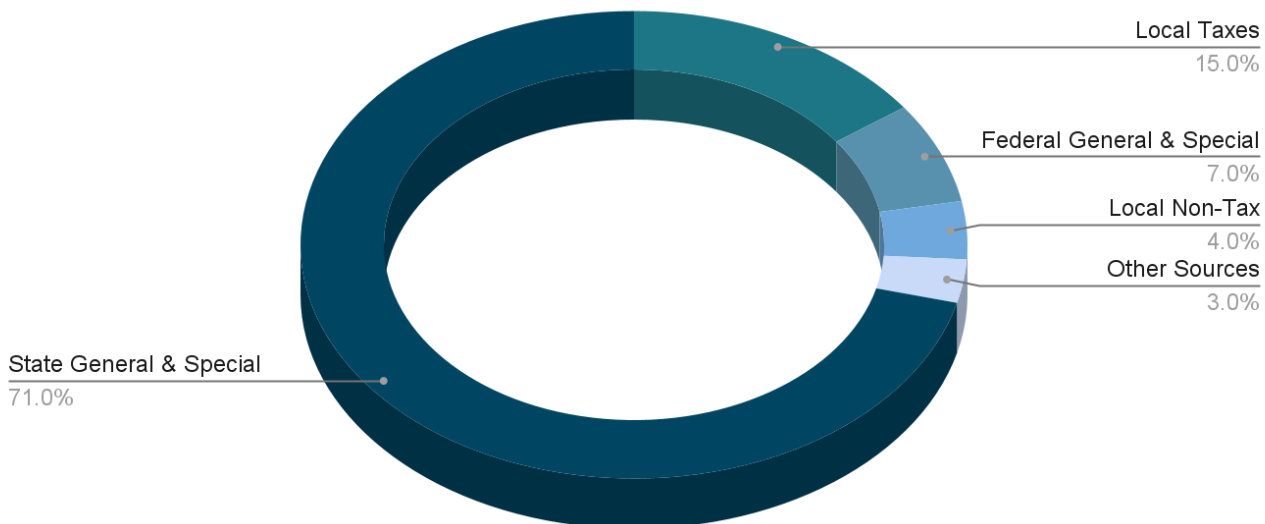
In order to support our school improvement goals and efforts, our staff is partaking in and experiencing several opportunities for professional development this year. These topics include literacy, professional learning communities, social emotional learning, multi-tiered systems of support, supporting multilingual learners, and culturally responsive teaching. In our equity work, we are working as a team to learn more about the systemic barriers that currently and historically face our most marginalized students and developing an communal equity toolkit with which to vet important systems decisions that impact all of our students and community.

Annual budget report

Where does our money come from? – Revenue

The district receives funding from three primary sources. The State of Washington provides approximately 71% of the funding for general operating costs, the federal government provides 7%, and 15% is generated through property taxes collected under the voter-approved Educational Programs and Operations Levy. Starting in 2019-20, the District began receiving Federal Elementary and Secondary School Emergency Relief Program funding (ESSER).

General Fund Resources: 2021-22 Budgeted Revenues



Each year, the district involves staff, students, families and community members in helping us to set budget priorities. For more information on school funding, please refer to the [2021-22 Citizen's Guide to the Budget](#). In addition, view our [2021-22 budget presentation](#).

About our building

The new Lynnwood Elementary School building opened for students in September 2018.

Square footage: 81,405, with a two story main classroom building and a one story gymnasium and commons.

Student diversity

Enrollment by student demographics	
Female	46.8%
Male	53.2%
American Indian/ Alaskan Native	0.5%
Asian	20.9%
Black/African American	7.7%
Hispanic/ Latino of any race(s)	26.3%
Native Hawaiian/ Other Pacific Islander	0.7%
Two or More Races	11.0%
White	32.9%
OSPI 2020-21	



Washington State Summary

Lynnwood Elementary

18638 44th Ave W
LYNNWOOD, WA 98037

4254317615

Enrollment

2020-21 school year

556



26%

English Learners

41%

Low Income

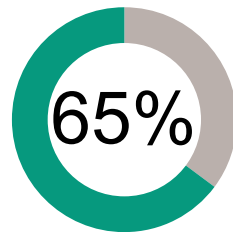
Student Performance

How are we doing getting students to their learning goals?

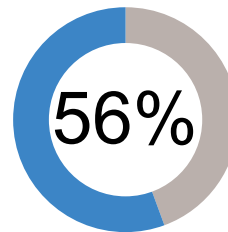
2018-19 school year



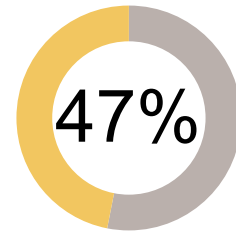
English Language Arts



Math



Science



Met grade level standards on state administered tests

How engaged are our students?



95%

Have Regular Attendance

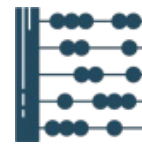
2019-20 school year



34%

Have High English Language Arts Growth

2018-19 school year



31%

Have High Math Growth

2018-19 school year

About Our Teachers and Classrooms

2019-20 school year



41

Number of Teachers

65.9%

Have Master's Degree or Higher

16.9

Average Years Experience

23.0

Average Class Size



Finances

2019-20 school year

Instructional Costs:

\$11,372

Non-Instructional Costs



\$3,723

Some data is suppressed to protect student privacy and will be represented by N<10, blank fields indicate no data was submitted to OSPI for this district or school. To see more, visit <https://washingtontatereportcard.ospi.k12.wa.us/>
If you have questions or comments, contact ReportCardRedesign@k12.wa.us

